

ECL Finance Limited

Corporate Identity Number: U65990MH2005PLC154854

Annual Report for the year ended March 31, 2021

ECL Finance Limited

Annual Report for the year ended March 31, 2021

Board of Directors (as on June 10, 2021)

Mr. Rashesh Shah	- Chairman & Managing Director
Mr. Venkatchalam Ramaswamy	- Vice Chairman & Non- Executive Director
Mr. Deepak Mittal	- Managing Director & Chief Executive Officer
Ms. Vidya Shah	- Non- Executive Director
Mr. P. N. Venkatchalam	- Independent Director
Mr. Biswamohan Mahapatra	- Independent Director
Mr. Kunnasagar Chinniah	- Independent Director
Ms. Anita George	- Investor Nominee Director

Chief Financial Officer

Mr. Deepak Khetan

Company Secretary

Ms. Kashmira Mathew

Statutory Auditors

M/s. S. R. Batliboi & Co. LLP

Registered Office

Edelweiss House,
 Off C.S.T. Road, Kalina,
 Mumbai - 400098
 Corporate Identity No.:U65990MH2005PLC154854
 Tel: +91 4009 4400, Fax: +91 4086 3759
 Email: CS.CBG@edelweissfin.com

Debenture Trustees

SBICAP Trustee Company Limited

202, Maker Tower - E, Cuffe Parade, Mumbai
 400 005 and an office at Apeejay House, 6th
 Floor, 3 Dinshaw Wachha Road, Churchgate,
 Mumbai - 400020
 Tel: +91 22 4302 5530 Fax: +91 22 4302 5500
 E-mail: corporate@sbicaptrustee.com
 Website: www.sbicaptrustee.com
 Contact Person: Ms. Anupama Naidu

Axis Trustee Services Limited

2nd Floor, E-Wing, Axis House, Bombay
 Dyeing Mills Compound, Pandurang
 Budhkar Marg, Worli, Mumbai - 400 025.
 Tel:- 022 2425 5215 / 5216
 E-mail: debenturetrustee@axistrustee.com
 Website: www.axistrustee.com
 Contact Person: Mr. Sameer Kabra



Edelweiss
Ideas create, values protect

ECL
Finance Ltd.

Beacon Trusteeship Limited

4 C& D, Siddhivinayak Chambers,
Gandhi Nagar, Opp. MIG Cricket Club
Bandra (East), Mumbai- 400 051
Tel: +91 22 26558759
Email: compliance@beacontrustee.co.in
Website: www.beacontrustee.co.in
Contact Person: Mr. Vitthal Nawandhar

Registrar & Transfer Agent

Link Intime India Private Limited

C- 101 1st Floor 247 Park
L.B.S. Marg, Vikhroli (West)
Mumbai 400083 Maharashtra, India
Tel: +91 22 4918 6200;
Fax: +91 22 4918 6195;

Kfin Technologies Private Limited

Karvy Selenium Tower B, Plot 31-32,
Gachibowli, Financial District,
Nanakramguda,
Hyderabad - 500 032
Tel: +91 40 6716 2222
Fax: +91 40 2300 1153

BOARD'S REPORT

To the Members of ECL Finance Limited,

The Directors hereby present their 16th Annual Report on the business, operations and the state of affairs of the Company together with the audited financial statements for the year ended March 31, 2021:

Financial Highlights

Standalone

(₹ in million)

Particulars	2020-21	2019-20
Total Income	20,120.44	36,176.53
Total Expenditure	21,721.51	53,851.76
(Loss)/Profit before tax	(1,601.07)	(17,675.23)
Provision for tax (including Deferred Tax and fringe benefit tax, if any)	(1,623.42)	(3,530.64)
(Loss)/Profit after tax	22.35	(14,144.59)
Other Comprehensive Income/(Loss)	17.34	(0.91)
Add: Profit and Loss account balance brought forward from previous year	1,305.75	15,474.12
Profit available for appropriation	1345.44	1,328.62
Appropriations		
- Income Tax Impact on ESOP	-	-
- Impact of Lease accounting	-	(22.87)
- Transfer to special reserve under Section 45-IC of the Reserve Bank of India Act, 1934*	(4.47)	-
- Transfer from revaluation reserve	33.84	-
- Transfer to/ from Debenture Redemption Reserve	1,101.48	-
- Impairment reserve	-	-
- Deemed distribution during the year	-	-
Surplus carried to balance sheet	2,476.29	1,305.75
Net worth (Net worth = Equity share capital + Other equity)	24,823.30	24,783.61

*No Amount was transferred to statutory reserve fund pursuant to section 45-IC of the Reserve Bank of India, Act, 1934 as company has incurred loss during the previous year.

Note: The impairment allowances under Ind AS 109 carried by the Company is in excess of total provision required under IRACP (including provision on standard assets), as at March 31, 2021 and March 31, 2020 accordingly, no amount is required to be transferred to the impairment reserve.

Information on the state of affairs of the Company

Information on the operational and financial performance, among others, is given in the Management Discussion and Analysis Report which is annexed to this Report as **Annexure I** and is in accordance

ECL Finance Limited

Corporate Identity Number: U65990MH2005PLC154854

Registered Office: Edelweiss House, Off C.S.T. Road, Kalina, Mumbai – 400098 Tel No.: +91 22 4009 4400 <https://eclfinance.edelweissfin.com/>

with the provisions of the RBI Master Direction No. DNBR. PD. 008/03.10.119/2016-17 dated September 1, 2016, as amended from time to time.

Major events during the year

Acquisition of entire stake of Edelweiss Housing Finance Limited (“EHFL”)

In order to enable the Company to acquire entire shareholding of Edelweiss Housing Finance Limited (EHFL) from its existing shareholders viz. EFSL (holding 30.35%), Edelweiss Rural & Corporate Services Limited (holding 55.23%) and Edel Finance Company Limited (holding 14.42%), EHFL has made an application dated March 12, 2019 to NHB, seeking its approval for transfer of the aforesaid shareholding to the Company such that the Company would become the holding company of EHFL. In this regard, NHB vide its letter dated October 14, 2019 has communicated that, considering the transfer of regulatory powers over the Housing Finance Companies from the National Housing Bank to the Reserve bank of India with effect from August 9, 2019 pursuant to the provisions of the Finance Act 2019, Reserve Bank of India vide its e-mail dated August 10, 2020 approved change in ownership in Edelweiss Housing Finance Limited by way of transfer of 100% shareholding to ECL Finance Limited, subject to compliance with relevant regulations and applicable statutory provisions. The Company is in the process of obtaining consent of creditors in this regard.

Application for merger of Edelweiss Retail Finance Limited (“ERFL”) with the Company

Your Company has not made any acquisition or amalgamation in FY 2020-21 . However, the Company has filed an application under Section 230 to 232 of the Companies Act, 2013 before the National Company Law Tribunal (“NCLT”) Mumbai Bench on March 26, 2019 for merger of Edelweiss Retail Finance Limited (ERFL) with the Company. Further, in view of the affidavits of all Equity shareholders of the Company, the requirement of Shareholders’ meeting for considering and/or approving the amalgamation has been dispensed by NCLT Mumbai Bench vide its order dated August 16, 2019. Also, the Bench has directed the Company to send notices to all its secured/ unsecured creditors (which are due and payable as on June 30, 2019) in the manner mentioned in the said order. Further, on March 25, 2019, your Company applied for approval from the Reserve Bank of India in relation to the merger of ERFL with the Company, which was approved by the RBI on September 27, 2019.

Reserves and Surplus

The details of the Reserves and Surplus are given in the Financial Statements attached herewith.

Share Capital

During the year under review, there was no change in the Authorised Share Capital and Paid up Share capital of the Company. As at March 31, 2021, the Authorised Share Capital and Paid up Share capital of the Company stands at Rs. 6,740 million and Rs. 2,138.27 million respectively.

Finance

Your Company continued to borrow funds from various sources including in the form of Commercial Papers and Non-Convertible Debentures (NCDs) offered through public issue and on private placement basis.

During the year under review, the Company raised ~Rs. 1800 Crores by way of Private Placement of NCDs, ~Rs. 300 crores by way of Commercial Papers (episodic), ~Rs. 125 crores by way of Commercial Papers (non-episodic) and Rs. 1,885 crores as bank borrowing.

The Company enjoys credit rating from various Rating Agencies. The details of the credit ratings are furnished in the Notes to the Financial Statements.

Subsidiaries, Joint Ventures and Associate Company

During the year under review, neither did your Company have any Subsidiary or Associate Company, nor did it enter into any Joint Venture Agreement under the provisions of the Companies Act, 2013.

Our network of offices

We operate through a wide network of 43 offices as of March 31, 2021 spread across 17 States and 1 Union Territory. The reach of our branches allows us to service our existing customers and attract new customers. We service multiple products through each of our offices, which reduces operating costs and improves total sales. Our spread out office network reduces our reliance on any one region in India and allows us to apply best practices developed in one region to other regions. Our geographic diversification also mitigates some of the regional, climatic and cyclical risks, such as heavy monsoons or droughts.

Loans, Investments and Guarantees

The Company is engaged in the business of providing loans and making investments. During the year under review, the Company did not give any guarantee. Further, the provisions of Section 186 of the Companies Act, 2013 pertaining to giving of loans, guarantees or providing security in connection with loan and acquisition of securities of any body-corporate are not applicable, as the Company is a Non-banking Finance Company.

Related Party Transactions

All the Related Party Transactions entered by the Company are on arm's length basis and in the ordinary course of business. Particulars of contracts or arrangements with the related parties as referred to in sub-section (1) of Section 188 and forming part of this report are provided in the financial statement and also annexed as **Annexure V** (Form AOC-2). All the Related Party Transactions as required under Indian Accounting Standard ("Ind AS") -24 are reported in the Notes to the financial statement.

The Company has formulated Related Party Transactions Policy, which is uploaded on the website of the Company, at <https://eclfinance.edelweissfin.com/investor-relations/?Policies%20and%20Codes>

Material changes and commitments, if any, affecting the financial position of the company

There has been no Material changes and Commitments, if any, affecting the financial position of the Company which have occurred between the end of the financial year of the Company to which the financial statement relates (i.e. March 31, 2021) and the date of the report.

Annual Return

In accordance with the provisions of Section 92 of the Companies Act, 2013 and the Rules framed thereunder, the copy of the annual return would be made available on the website of the Company at <https://eclfinance.edelweissfin.com/investor-relations/?Our%20Financials> within the prescribed timelines.

Directors and Key Managerial Personnel

(i) Independent Directors

In accordance with the provisions of Section 149 of the Companies Act, 2013, the Independent Directors have given a declaration that they meet the criteria of independence as provided in the said section. Accordingly, the Company confirms that in the opinion of the Board of Directors, the Independent Directors fulfil the conditions specified in Section 149(6) of the Companies Act, 2013 and that the Independent Directors are independent of the management.

(ii) Change in Directors

- a) Pursuant to the withdrawal of nomination of Mr. Lim Meng Ann as Investor Nominee Director by CDPQ Private Equity Asia Pte. Ltd. (CDPQ) and his consequent resignation, Mr. Lim Meng Ann ceased to be Investor Nominee Director with effect from July 21, 2020.
- b) Ms. Anita George (DIN 00441131) have been appointed as Additional (Investor Nominee) Director (being the nominee of CDPQ Private Equity Asia Pte. Ltd.), in the non-executive capacity by the Board of Directors in its meeting held on July 4, 2020 post receipt of approval of the Reserve Bank of India. RBI vide its letter dated May 26, 2020 had approved the said appointment. The office of Ms. Anita George shall not be liable to determination by rotation. The shareholders at the 15th Annual General Meeting held on October 15, 2020 approved her appointment as Nominee Director; and
- c) Mr. Deepak Mittal (DIN: 00010337) retires by rotation at the forthcoming Annual General Meeting (AGM) and, being eligible, offers himself for re-appointment.
- d) Mr. Rashesh Shah was re-appointed as the Managing Director of the Company for a period of 5 years with effect from August 1, 2016 and the same was also approved by the Shareholders at the Annual General meeting held on September 28, 2016. Accordingly, the tenure of Mr. Rashesh Shah as Managing Director of ECL Finance would expire on July 31, 2021. Further, the Board had also appointed him as a Chairman (in Executive Capacity) of the Board of Directors on March 5, 2019. Now Mr. Rashesh Shah to continue as Chairman of the Company in Non-Executive capacity with effect from August 1, 2021.
- e) Mr. Deepak Mittal to be re-designated as Vice Chairman of the Company from the close of business hours on June 10, 2021 upto remainder of his tenure i.e. February 17, 2024. The said re-designation will be subject to approval of the Members and such other statutory approvals as may be required.

- f) Mr. S. Ranganathan to be appointed as Additional Director and Managing Director on the Board of the Company for a period of 3 years. The said appointment will be subject to the members approval in the ensuing General Meeting and RBI approval and will be deemed to be effective from date of RBI approval.

(iii) Key Managerial Personnel

There were following changes in the Key Managerial Personnel of the Company:

Name of the KMP	Nature of Change	Effective Date
Mr. Archibold Serrao	Appointed as Company Secretary	May 20, 2020
Mr. Sarju Simaria	Resigned as Chief Financial Officer	August 14, 2020
Mr. Deepak Khetan	Appointed as Chief Financial Officer	August 14, 2020
Mr. Archibold Serrao	Resigned as Company Secretary	October 15, 2020
Ms. Kashmira Mathew	Appointed as Company Secretary	October 30, 2020
Mr. Deepak Khetan	Resigned as Chief Financial Officer	April 23, 2021
Mr. Phanindranath Kakarla	Appointed as Chief Financial Officer	June 10, 2021

Number of Board Meetings held

During the year ended March 31, 2021, the Board met 6 (Six) times on May 20, 2020, July 4, 2020, August 10, 2020, August 14, 2020, October 30, 2020 and February 13, 2021.

The constitution and the changes in the constitution of the Board during the year under review is given below:

Member	Category	Meetings held#	Meetings attended
Mr. P. N. Venkatachalam	Independent Director	6	5
Mr. Biswamohan Mahapatra	Independent Director	6	6
Mr. Kunnasagaran Chinniah	Independent Director	6	4
Mr. Rashesh Shah	Chairman and Managing Director	6	6
Mr. Venkatchalam Ramaswamy	Vice- Chairman and Non-Executive Director	6	6
Mr. Deepak Mittal	Managing Director and CEO	6	6
Ms. Vidya Shah	Non-Executive Director	6	6
Ms. Anita George*	Nominee Director	5	5
Mr. Lim Meng Ann*	Nominee Director	2	1

No of meetings held during the tenure of the Board Member in FY 2020-21.

*Ms. Anita George was appointed as an additional nominee director wef July 4, 2021 and Mr. Lim Meng Ann ceased to be a director wef from July 21, 2021.

Remuneration Policy

The Company has formulated a Remuneration Policy (“Policy”) as per the provisions of Section 178 of the Companies Act, 2013. During the year under review, there were no changes or amendments to the remuneration policy of the Company. The said Policy is provided as **Annexure II** to this Report and is also placed on the website of the Company at <https://eclfinance.edelweissfin.com/investor-relations/?Policies%20and%20Codes>.

Evaluation of the performance of the Board

The Board has framed an Evaluation Policy (“the Policy”) for evaluating the performance of the Board, Chairman, Executive Directors, Independent Directors, Non-executive Directors and Committees of the Board. Based on the same, the performance was evaluated for the financial year ended March 31, 2021.

The Policy *inter-alia* provides the criteria for performance evaluation such as Board effectiveness, quality of discussion and contribution at the meetings, business acumen, strategic thinking, time commitment, relationship with the stakeholders’, contribution of the Committees to the Board in discharging in its functions, etc.

Internal Control Systems

The internal controls at Edelweiss are commensurate with the business requirements, its scale of operation and applicable statutes to ensure orderly and efficient conduct of business. These controls have been designed to ensure reasonable assurance with regard to maintaining proper accounting controls, substantiation of financial statements and adherence to IND AS requirements, safeguarding of resources, prevention and detection of frauds and errors, ensuring operating effectiveness, reliability of financial reporting, compliance with applicable regulations and relevant matters covered under section 134 (5) (e) of the Companies Act 2013.

The Internal Control Framework of Edelweiss follows the below assurance practices to strengthen overall control:

- COSO framework is implemented by considering the control environment, periodic risk assessment, performing control activity, timely communication to management and monitoring the control activities on a continuous basis.
- Assurance on process efficiency by defining relevant, adequate scope of internal audit, pro-actively preparing for regulatory review, remediating through preventive and corrective steps for identified risk events.
- Reliability of internal controls aligned to risks identified in Risk Control Self-Assessment (RCSA) is monitored through process and internal financial control review.
- Adequate documentation in the form of policies and SOPs (Standard Operating Procedures) enhances the control mechanism.

Internal Financial Controls

The internal financial controls adopted by the Company are in accordance with the criteria established under the Internal Control – Integrated Framework (2013) issued by the Committee of Sponsoring Organizations’ of the Treadway Commission. Based on its internal evaluation and as confirmed by the

Statutory Auditors of the Company, the management team believes that adequate internal financial controls exist in relation to its Financial Statements.

Risk Management

Risk management is an integral part of the Company's business strategy. It maintains a robust risk management framework to identify, assess, manage, prioritize, monitor and report risks. It makes decisions based on a conscious and careful risk-return trade-off in line with the defined strategy and within its risk appetite. It ensures financial stability and continuity of the business by monitoring its risk profile periodically and ensuring risk management activities are executed effectively to manage the overall Risk levels within approved limits.

The risk strategy of the Company primarily starts with evaluating all the decisions based on the following two questions that we put to ourselves: "Is it worth it?" and "Can we afford it?" To support the risk strategy and effective risk management, the Company has a "Three lines of Defense" model in place. The same assists the management to ensure accountability, oversight and assurance. To achieve sound governance and a strong risk culture it follows a framework, which takes 1) Strong risk governance, 2) Risk assessments and 3) Prompt risk management actions into consideration.

The Company takes multiple initiatives to improve and maintain Risk Culture through Education & Awareness Programs on a continuous basis. It believes in promoting fair and no-blame risk culture and encourage employees to speak up, highlight and own risks without fear. Management expects all employees to contribute to a sound risk culture and deal responsibly with risk and dilemmas, carefully consider the interest of the various stakeholders.

In the recent pandemic situation and challenging unpredictable environment, the Company has put all its efforts in recognizing related risks and readjusting itself towards the changed environment arising out of Covid -19 by having effective collaboration between Processes, Technology, Systems, and it's People (senior leaders and others). The robust risk management practices and sound risk governance framework has helped the organization to face and manage this crisis scenario.

The Risk Management Committee oversees the risk management framework of the Company through regular and proactive intervention by senior management personnel. In accordance with the RBI circular on Risk Management System - Appointment of Chief Risk Officer (CRO) for NBFCs dated March 16, 2019, the Company has appointed Mr. Smit Shah with effect from July 4, 2020 in place of Mr. Prakash Guptas Chief Risk Officer (CRO) of the Company who resigned with effect from even date. All credit products (retail or wholesale) is vetted by the CRO from the angle of inherent and control risks. His role in deciding credit proposals is limited to being an advisor. During the year under review, the Risk Management Committee met 4 (four) times on July 23, 2020, September 7, 2020, November 12, 2020 & March 3, 2021. The constitution and the number of meetings attended by the Members of the Committee during the year under review is given below:

Member	Category	Meetings held #	Meetings attended
Mr. Deepak Mittal	Managing Director & CEO	4	4
Mr. Kunnasagaran Chinniah	Independent Director	4	4
Mr. Biswamohan Mahapatra	Independent Director	4	4
Mr. P. N. Venkatachalam	Independent Director	4	4

ECL Finance Limited

Corporate Identity Number: U65990MH2005PLC154854

Registered Office: Edelweiss House, Off C.S.T. Road, Kalina, Mumbai - 400098 Tel No.: +91 22 4009 4400 <https://eclfinance.edelweissfin.com/>

Member	Category	Meetings held #	Meetings attended
Mr. Venkatchalam Ramaswamy	Non-Executive Director	4	0
Mr. Lim Meng Ann*	Investor Nominee Director	0	N.A.

No of meetings held during the tenure of the Member in the Committee in FY 2020-21.

*Mr. Lim Meng Ann ceased to be a Member with effect from July 21, 2020

Audit Committee

In accordance with the provisions of Section 177 of the Companies Act, 2013, (the Act), the Board of the Company has constituted an Audit Committee. The said Committee carries out such functions as are statutorily prescribed under the extant applicable laws and other incidental and ancillary matters related thereto. During the year under review, the Audit Committee met 4 (four) times i.e. on July 4, 2020, August 14, 2020, October 30, 2020, February 13, 2021. The constitution and the number of meetings attended by the Members of the Audit Committee during the year under review is given below:

Member	Category	Meetings held / Liable to attend#	Meetings attended
Mr. P. N. Venkatachalam	Independent Director	4	4
Mr. Biswamohan Mahapatra	Independent Director	4	4
Mr. Lim Meng Ann*	Investor Nominee Director	1	0
Ms. Anita George*	Investor Nominee Director	3	3

No of meetings held during the tenure of the Member in the Committee in FY 2020-21.

*Mr. Lim Meng Ann ceased to be a Member with effect from July 21, 2020 and Ms. Anita George was inducted in the Committee with effect from August 14, 2020.

Nomination and Remuneration Committee

In accordance with the provisions of Section 178 of the Companies Act, 2013, (the Act), the Board of the Company has constituted a Nomination and Remuneration Committee (NRC). The said Committee carries out such functions as are statutorily prescribed under the extant applicable laws and other incidental and ancillary matters related thereto. During the year under review, the Nomination & Remuneration Committee met 4 (four) times i.e. on May 20, 2020, July 4, 2020, August 14, 2020 and October 30, 2020. The constitution and the number of meetings attended by the Members of the NRC during the year under review is given below:

Member	Category	Meetings held / Liable to attend#	Meetings attended
Mr. P. N. Venkatachalam	Independent Director	4	4
Mr. Biswamohan Mahapatra	Independent Director	4	4
Ms. Vidya Shah	Non-Executive Director	4	3

Mr. Lim Meng Ann*	Investor Director	Nominee	2	1
-------------------	----------------------	---------	---	---

No of meetings held during the tenure of the Member in the Committee in FY 2020-21.

*Mr. Lim Meng Ann ceased to be a Member with effect from July 21, 2020

Corporate Social Responsibility Committee

In accordance with the provisions of Section 135 of the Companies Act, 2013 (the Act), the Board has constituted a Corporate Social Responsibility Committee. The said Committee carries out such functions as are statutorily prescribed under the extant applicable laws and other incidental and ancillary matters related thereto. During the year under review, the Corporate Social Responsibility Committee met twice on July 4, 2020 & February 13, 2021. The constitution and the number of meetings attended by the Members of the CSR Committee during the year under review is given below:

Member	Category	Meetings held /liable to attend	Meetings attended
Mr. Deepak Mittal	Managing Director & CEO	2	2
Mr. P. N. Venkatachalam	Independent Director	2	2
Mr. Kunnasagaran Chinniah	Independent Director	2	1

The CSR Policy of the Company is available on the website of the Company at <https://eclfinance.edelweissfin.com/investor-relations/?Policies%20and%20Codes>. During the year under review, the CSR Policy was amended to align the same in accordance with the amendments to the provisions of the Companies Act, 2013 and Rules made thereunder. The details with respect to the CSR Policy and expenditure made by the Company during the year under review are provided in **Annexure III** to this report.

Stakeholders Relationship Committee

In accordance with the provisions of Section 178 of the Act, the Board of Directors of the Company have constituted the Stakeholders Relationship Committee ('SRC Committee'). The Stakeholder Relationship Committee considers and resolves the grievances of security holders, customers of the Company and other incidental and ancillary matters related thereto. During the year under review, the Stakeholders Relationship Committee met twice on July 4, 2020 & October 30, 2020. The constitution and the number of meetings attended by the Members of the SRC Committee during the year under review is given below:

Member	Category	Meetings held	Meetings attended
Mr. P. N. Venkatachalam	Independent Director	2	2
Ms. Vidya Shah	Non- Executive Director	2	2
Mr. Deepak Mittal	Managing Director & CEO	2	2



Statutory Auditors

In accordance with the provisions of Section 139 of the Companies Act, 2013 and the Rules framed thereunder (the Act), M/s. S. R. Batliboi & Co. LLP, has been appointed as the Auditors of the Company to hold office till the conclusion of 18th AGM of the Company.

Reserve Bank of India ("RBI") has issued a circular ("Circular") dated 27th April 2021 on Guidelines for appointment of Statutory Central Auditors (SCAs)/Statutory Auditors (SAs) of Commercial Banks (excluding RRBs), UCBs and NBFCs (including HFCs). The circular amongst other restrictions inter-alia stipulates appointment of Statutory Auditors for a continuous period of 3 years and thereafter, reappointment in the same entity would not be eligible for six years (two tenures). The company will take steps to comply with the circular as necessary.

Internal Auditors

The Board had appointed M/s. M.M. Nissim & Co. as the Internal Auditors for the financial year ended March 31, 2021.

Secretarial Audit

The Board had appointed M/s. Manish Ghia & Associates, Company Secretaries, as Secretarial Auditor of the Company for the financial year ended March 31, 2021. A report issued by the Secretarial Auditors is attached herewith as **Annexure IV**. The Secretarial Audit Report does not contain any qualifications, reservations and adverse remarks.

Prevention of Sexual harassment of Women at Workplace

The Company has framed a Policy on Prevention of Sexual Harassment at workplace. There were no cases reported during the year ended March 31, 2021 under the Policy. The Company has complied with the provisions relating to the constitution of Internal Complaints Committee under the Sexual Harassment of Women at Workplace (Prevention, Prohibition and Redressal) Act, 2013.

Conservation of Energy, Technology Absorption and Foreign Exchange Earnings / Outgo

A. Conservation of energy

(i) Steps taken or impact on conservation of energy:

The operations of your Company are not energy-intensive. However, adequate measures have been initiated for conservation of energy:

- Quarterly /Periodic maintenance of Air Conditioners are carried out for better performance and to control power consumption across branches.
- Electrical Planned Preventive Maintenance is performed at the branches to ensure that the health of the Electrical set-up is maintained which in turn conserves energy.
- changed the HVAC schedule running operation which reduces the unnecessary running of Air conditioner.



- Replaced the normal lighting fixture with LED fixtures with low kw rating with same Lux level which reduced the lighting load.
- (ii) the steps taken by the Company for utilising alternate source of energy – though the operations of the Company are not energy intensive, the Company shall explore alternative source of energy, as and when the necessity arises.
- (iii) the capital investment on energy conservation equipment - Nil

B. Technology absorption

(i) **The efforts made towards technology absorption:**

The following efforts have been taken towards technology absorption:

- a) The Company is continually working towards streamlining & optimizing the business workflows via technology absorption for most of the business functions & operations of the Company;
 - b) Majority of legacy applications have been, either consolidated, or decommissioned; & have been replaced with digital workflows & modern technology solutions;
 - c) Engineering of better technology solutions & elimination of fragmented applications, legacy applications, or applications functioning in silos; a continuous process; shall continue in-parallel; so that there are no outages & zero business continuity risks;
 - d) The Company is continually working towards digitization & digitalization across various business verticals;
 - e) The Company has adopted a cloud-first approach, for all of its existing & future applications; with a keen intent of optimizing technology spends & embracing cutting-edge tech stack.
- (ii) **The benefits derived like product improvement, cost reduction, product development or import substitution:**
- a) Reduction of data-loss during customer onboarding.
 - b) Consolidation of digital assets, storage & speedy retrieval.
 - c) Various product enhancements.
 - d) Cost & resource optimization of ownership & upkeep of multiple applications [manpower, infrastructure, support, maintenance].

(iii) **In case of imported technology (imported during the last three years reckoned from the beginning of the financial year)**

- a) the details of technology imported
- b) the year of import
- c) whether the technology been fully absorbed; and
- d) if not fully absorbed, areas where absorption has not taken place, and the reasons thereof:

- Not Applicable

(iv) **The expenditure incurred on Research and Development:**

- a) We do not have a dedicated R&D division.
- b) We have been adopting cutting edge technology stack (low-code / no-code development platform, etc.) & unconventional models for solution engineering; for fastest go-to-market product deliveries

C. Foreign exchange earnings and outgo

There were no foreign exchange earnings during the year under review. There was outgo of ₹413.21 million (previous year: Nil).

Other Disclosures

No disclosure is required in respect of the details relating to issue of Equity Shares with differential rights as to dividend, voting or otherwise, sweat equity shares, as there were no transactions on these matters during the year ended March 31, 2021. There were no significant or material order passed by any regulator or court or tribunal which would impact the status of the Company as a going concern and the operations in future. No material changes have occurred between the end of financial year i.e. March 31, 2021 and the date of the report affecting the financial position of your Company. Further, no fraud was reported by the Auditors under sub-section (12) of section 143 during the year under review. The Company has complied with applicable Secretarial Standards issued by Institute of Company Secretaries of India.

Deposits

The Company neither held any public deposits at the beginning of the year nor has it accepted any public deposits during the year under review.

Whistle Blower Policy/Vigil Mechanism

The Company has established Vigil Mechanism ('Whistle-blower Mechanism') which envisages reporting by directors and employees about their genuine concerns or grievances. The policy is uploaded on the website of the Company at <https://eclfinance.edelweissfin.com/investor-relations/?Policies%20and%20Codes> The Audit Committee of the Board of Directors of the Company oversees the vigil mechanism.

Opinion of the Board with regard to integrity, expertise and experience (including the proficiency) of the independent directors appointed during the year

The Company did not appoint any Independent Director during the year under review. However, in the opinion of the Board, all the existing Independent Directors meets the standards of the Company with regard to integrity, expertise and experience (including the proficiency). Further their name have

been included in the data bank created by IICA in terms of the Companies (Appointment and Qualification of Directors) Fifth Amendment Rules, 2019 dated October 22, 2019.

Particulars of Employees

In terms of provisions of Section 197 of the Companies Act, 2013 read with Rule 5 of the Companies (Appointment and Remuneration of Managerial Personnel) Rules, 2014, the details of remuneration and compensation of the employees are to be set out as an annexure to the Board's Report as **Annexure VI**. With respect to the provisions of Section 136 of the Companies Act, 2013, the Annual Report excluding the said information is being sent to the shareholders of the Company. Any shareholder interested in obtaining such particulars may write to the Company Secretary of the Company at its Registered Office address.

Debenture Trustees

<p>SBICAP Trustee Company Limited 202, Maker Tower - E, Cuffe Parade, Mumbai 400 005 and an office at Apeejay House, 6th Floor, 3 Dinshaw Wachha Road, Churchgate, Mumbai - 400020 Tel: +91 22 4302 5530 Fax: +91 22 4302 5500 E-mail: corporate@sbicaptrustee.com Website: www.sbicaptrustee.com Contact Person: Ms. Savitri Yadav</p>	<p>Axis Trustee Services Limited 2nd Floor, E-Wing, Axis House, Bombay Dyeing Mills Compound, Pandurang Budhkar Marg, Worli, Mumbai - 400 025. Tel:- 022 2425 5215 / 5216 E-mail: debenturetrustee@axistrustee.com Website: www.axistrustee.com Contact Person: Chief Operating Officer.</p>
<p>Beacon Trusteeship Limited 4 C& D, Siddhivinayak Chambers, Gandhi Nagar, Opp. MIG Cricket Club Bandra (East), Mumbai- 400 051 Tel: +91 22 26558759 Email: compliance@beacontrustee.co.in Website: www.beacontrustee.co.in Contact Person: Mr. Vitthal Nawandhar</p>	

Directors' Responsibility Statement

Pursuant to Section 134 of the Companies Act, 2013 (the Act), your Directors confirm that:-

- (i) in the preparation of the annual accounts, the applicable accounting standards have been followed;
- (ii) they had selected such accounting policies and applied them consistently and made judgments and estimates that are reasonable and prudent so as to give a true and fair view of the state of affairs of the Company as at March 31, 2021 and profit and loss of the Company for the financial year ended on that date;

- (iii) proper and sufficient care had been taken for the maintenance of adequate accounting records in accordance with the provisions of the Act for safeguarding the assets of the Company and for preventing and detecting fraud and other irregularities;
- (iv) the annual accounts have been prepared on a going concern basis;
- (v) internal financial controls have been laid down and the same are adequate and were operating effectively; and
- (vi) they have devised proper systems to ensure compliance with the provisions of all applicable laws and that such systems were adequate and operating effectively.

Acknowledgments

The Board of Directors wish to acknowledge the continued support extended and guidance given by Reserve Bank of India, Securities and Exchange Board of India, Stock Exchanges, Ministry of Corporate Affairs, Banks, other Government authorities and other stakeholders. The Board would like to acknowledge the support of its clients and members. Your Directors would also like to take this opportunity to express their appreciation for the dedicated efforts of the employees of the Company.

For and on behalf of the Board of Directors
ECL Finance Limited

Sd/-
Rashesh Shah
Chairman &
Managing
Director
DIN: 00008322

Sd/-
Deepak Mittal
Managing
Director & CEO
DIN: 00010337

June 10, 2021
Mumbai

June 10, 2021
Mumbai

MANAGEMENT DISCUSSION & ANALYSIS REPORT

MACRO ECONOMY: REVIEW AND OUTLOOK

Vladimir Lenin once said, “There are decades when nothing happens and there are weeks where decades happen”. The year FY21 had many such weeks. It was a year which witnessed one of the worst slowdowns in real GDP, but ironically one of the best for equity markets and corporate earnings. We witnessed dooms day scenario, recession, recovery and a bull run - all in 12 months.

The COVID-19 pandemic has brought out the human spirit to adapt and survive even the most challenging of times. In-fact, the crisis has compelled fiscal policy to be used more aggressively in western world and elsewhere. This along with a large monetary support resulted in the global monetary stance being very supportive to averting a prolonged slowdown.

India too mimicked the global response. While our lockdowns were undoubtedly more stringent, the recovery in the unlocking phase has been robust with strong policy response from both government as well as RBI. Central government has loosened its fiscal strings by expanding fiscal deficit by ~5% of GDP and by increasing spending ~28% YoY. While initially during lockdown spending was more towards providing relief and credit guarantee to MSMEs, it has pivoted towards capex in the unlocking phase (H2FY21).

Further, RBI’s support has also been critical during the pandemic. RBI has generally kept system awash with excess liquidity and brought down short term rates leading to significant vibrancy in bond market. AAA corporate bond spreads are close to all time low now.

Going ahead, while the economy is recovering fast, the second COVID wave does pose near term challenges and its impact is yet to pan out fully. However, global recovery remains strong and should result in spill overs to India through trade, prices and flows channel. Macro-environment thus augurs well for India’s business cycle as well as financial sector.

Overall Outlook

While near-term outlook is clouded owing to uncertainties of next COVID wave, we believe that the medium term looks a lot brighter due to vaccination drive (largest in the world) being underway, global recovery likely to remain strong, India’s own macro vulnerabilities remaining low and domestic policy stance being most accommodative in a decade.

INDUSTRY STRUCTURE AND DEVELOPMENTS

Commercial Credit Markets

Banking Industry

FY21 has been a tough year for the banking system with continued slowdown in credit growth and with the pandemic disrupting business operations, asset performance and profitability - all on top of a lacklustre FY20. To better deal with the uncertainty of the situation, banks focused on controlling asset quality, building provisioning buffer and raising capital.

In view of the lockdowns and continuing economic disruptions, RBI required banks/NBFCs to offer moratorium for a period of three months upto May 2020 which was further extended by three months. Banks saw moratorium requests in the range of 10-30%. To better deal with the uncertainty of the situation, banks focused on building provisioning buffer and raising capital. Furthermore, Supreme Court announced forbearance on recognition of bad loans from August 2020 until late March 2021. These measures, while definitely helping the stricken borrowers, also resulted in muted performance of banks.

However, overall stress in the sector was lower than initial estimates and the next fiscal should see gradual revival.

NBFC Industry

NBFCs, similar to banks, provided loan moratorium upto August 2020; post which recognition was curtailed by Supreme Court dispensation. Asset and retail financiers saw moratorium requests to the tune of 25-35% of assets.

While banks saw relief due to the first moratorium, non-bank lenders found themselves in a spot initially. Customers of NBFCs and HFCs have been provided a moratorium but banks were reluctant to extend relief on NBFC borrowings. However, the on tap liquidity measures provided by the RBI provided adequate funding to NBFCs.

Post festive season, many NBFCs also saw an improvement in their collection efficiency and restructuring requests were limited. Asset finance names would witness first post covid quarter of significant disbursement growth in Q4FY21; some unwind in credit costs due to seasonal recoveries; and better guidance/outlook on growth/credit costs. For large housing finance, margin benefits are limited by a competitive loan pricing environment but mortgage segment loan growth will continue as one of the highest in the financials landscape.

Assuming that the impact of the COVID wave would be contained soon, while the segment is not entirely out of woods, comfortable capital position, control on asset quality and strengthened liquidity management practices provide comfort. Within NBFCs, well run business models with

stronger balance sheets, prudent risk management practices and limited vulnerability to earnings will emerge stronger.

Retail Finance

India has one of the lowest credit penetration among larger economies and retail credit presents a large growth opportunity driven by long term trends of democratization of credit, rising household incomes and increased consumption. However, in the near term, we expect growth will remain challenging with players also tightening risk metrics to reflect the emerging realities – for both banks and NBFCs.

In addition to retail mortgages, the other scalable area which has been a focus of all banks and NBFCs is SME finance owing to the government guaranteed scheme. This segment, though is an attractive offer for borrowers due to its lending cap, will pose challenges for lenders given constant business disruptions due to external uncertainties. Inopportune use of the ECLGS scheme without assessment of long term customer viability has the potential to compound up the size of the problem for certain SME loans.

ECL FINANCE OVERVIEW

A Diversified NBFC

ECL Finance Limited (ECLF) was incorporated on July 18, 2005 as a wholly owned subsidiary of Edelweiss Financial Services Limited (EFSL). It is a Systemically Important Non-Deposit taking Non-Banking Financial Company (NBFC-ND-SI) registered with the Reserve Bank of India. ECLF is primarily engaged in the business of financing, corporate lending, lending to individuals and investments.

Our Company has obtained a certificate of registration dated April 24, 2006 bearing Registration No. N- 13.01831 issued by the Reserve Bank of India under section 45 IA of the Reserve Bank of India Act, 1934, to commence/carry on the business of Non-Banking Financial Institution not accepting public deposits subject to the conditions mentioned in the Certificate of Registration.

At ECLF, we offer a wide range of products and services for Retail as well as Corporate as well as Clients with a clear focus on client requirements while designing our products.

We are part of the Edelweiss Group which is one of India's prominent financial services organization having businesses organized around three **broad business groups**:

- **Credit business** including Retail Credit and Corporate Credit,
- **Credit business** including Retail Credit and Corporate Credit
- **Wealth Management**, including Wealth Management and Capital Markets
- **Asset Management** including private markets and public markets
- **Asset Reconstruction**, and

- **Insurance** including Life and General Insurance

Today, ECLF is a Rs. 189.79 billion asset base company with presence in all the significant areas of retail credit businesses including SME and Loan Against Property, and corporate credit business. A broad range of products allows it to address a considerable part of the financial needs of a diverse set of customers.

As a result of our strategy of calibrated growth along with prudent risk management, ECLF has demonstrated a strong track record of growth over last several years though FY20 has been muted due to multiple challenges being faced by NBFC industry in India in the recent past.

Financial Performance Highlights

While the economic slowdown and liquidity crunch affected the performance of NBFCs/HFCs during FY20, COVID-19 pandemic coming in towards the end of FY20 continued to cast shadows on their performance during most part of FY21. Just when the Q4FY21 was beginning to look brighter, we have found ourselves in the midst of the second COVID-19 wave. Our company, therefore, continued to focus during the year on risk management including control over asset quality and liquidity management. However, our strong business fundamentals have enabled us to withstand the headwinds faced by NBFC industry. At the same time, we devoted the year to improving productivity of our employees, deploying technology to enable our employees to cater to all the needs of the clients while working from home and ensuring quality of credit and customers.

Financial Highlights For FY 21

A summary of our Standalone FY21 financial highlights is as under:

- **Total Revenue Rs.20,120 million** (Rs.36,177 million for FY20), down 44.38%
- **(Loss)/Profit after Tax Rs. 22.35 million** (Rs. (14,145) million for FY20),
- **Networth Rs. 19,010 million** (Rs. 20,031 million at the end of FY20)*
- **Return on Average Equity 0.09%** (NA for FY20)
- **Return on Average Assets 0.01%** (NA% for FY20)
- **(Loss per share)/EPS Rs.0.01** (Rs. (6.61) for FY20) (FV Rs.1.00 per share)

*net of Deferred Tax Assets.

INCOME

Fund Based Revenue

Fund based revenue comprises of interest income and revenue from treasury and dividend income.

Interest income continued to be a major contributor to the gross revenue from Operations at Rs.17,511 million as against Rs. 33,730 million during the previous year, constituting around

87.0% of the total revenue from operations. Decrease in interest income is due to reduction in average loan book during the year.

Revenue from treasury and dividend income were stood at Rs.1,551 million as against Rs 1,049 million during the previous year, constituting 7.7% of total revenue from operations.

Fee & Commission

Our fee & commission revenue was Rs.850 million for the year, compared to Rs. 1,369 million in FY20, down 37.9%.

Net Revenue

For NBFCs, like banking industry, the concept of Net Revenue (net of interest cost) is another way of analyzing the performance. This is because interest cost, as with all Banks and large NBFCs, should reflect above the expenses line. On a net revenue basis, our fee & commission for FY21 was Rs.850 million (Rs.1,369 million for FY20) and Interest Income and Fund based revenue, i.e. net of interest cost, all the interest cost being for fund based revenue, was Rs.2,202 million (Rs. 10,514 million for FY20). Thus, the total net operating revenue for FY21 was Rs. 3,052 million (Rs. 11,883 million for FY20), down 74.3%. In addition, the Other Income for FY21 was Rs.208 million, compared to Rs.28 million in FY20.

EXPENSES

Our total costs for FY21 was Rs.21,722 million (Rs. 53,852 million in FY20), down by 59.7%.

Credit Cost

During the current year, the Company has recorded for the year ended March 31, 2021, an amount of Rs. (4,179.44) millions towards impairment on financial instruments, Rs. 3,724.22 towards loss on derecognition of financial instrument.

Employee benefit expenses

Employee benefit expenses for FY21 were Rs.1,012 million (Rs.1,736 million in FY20), down by 41.7%.

Other expenses

Other expenses including depreciation and amortisation for FY21 were Rs.4,303 million (Rs. 4,495 million in FY20), down by 4.27%.

PROFIT AFTER TAX

The company has posted profit after Tax of Rs.22.35 million for FY21 against loss after tax of Rs. 14,145 for FY20.

The company has not paid any dividend in FY21.

Analysis of Profitability

The company has posted profit after Tax of Rs.22.35 million for FY21 which has improved from FY20 lower credit cost during FY21 partially offset by lower net interest income in FY21.

Balance Sheet Gearing

For an NBFC like ECLF, financial capital is one of the most important resources. We believe that a strong balance sheet imparts unique ability to our company to be able to meet demands of our large clients, capture any episodic opportunities and be able to raise debt capital whenever required. ECLF has a total net worth of Rs.19.01 billion as at the end of FY21 compared to Rs. 20.03 billion at the end of FY20. Amount of debt on the Balance Sheet as on March 31, 2021 was Rs.159.56 billion (Rs. 201.60 billion as on March 31, 2020), a Gearing Ratio of 4.24 times. Excluding the asset specific borrowings against government securities, the Net Gearing Ratio is ~4.00 times. The gross Balance Sheet size at the end of FY21 was Rs.189.79 billion compared to Rs.233.63 billion a year ago.

ANALYSIS OF SIGNIFICANT CHANGES IN FINANCIAL RATIOS

As per the recent amendments to the SEBI Listing Obligations and Disclosure Requirements (LODR), we give below additional information in respect of financial parameters that are applicable to our company:

Details of significant changes (i.e. change of 25% or more as compared to the immediately previous financial year) in key financial ratios, along with detailed explanations therefor, including:

(a) Debt Equity Ratio 4.24 at the end of FY21 compared to 5.44 at the end of FY20. This was due to lower borrowings on the back of degrowth in the credit book and issuance of Compulsory convertible debentures to CDPQ which is being added to equity while arriving at Debt Equity ratio.

(b) Operating Profit Margin, Net profit margin and Return on Average Equity are in positive on the back of posting of profit by the company in FY21 compared to respective ratios in FY20.

Other parameters, namely Debtors Turnover, Inventory Turnover, Interest Coverage Ratio and Current Ratio, are not applicable to our company.

BUSINESS SEGMENT-WISE PERFORMANCE HIGHLIGHTS

Brief highlights of our business performance in FY20 are as under:

Credit Business

Credit business of ECLF offers retail credit including SME, Agri and LAP loans, ESOP & IPO funding, and corporate credit including structured collateralised loans and real estate developer finance.

At Edelweiss, we have built a significant competitive position in the credit business that is spread across wholesale and retail finance segments. It has both robust size and scalability. Our growth aspiration is fueled by a deep understanding of customer needs and an innovative product suite aligned to meet their requirements. Our competitive edge will come from investments in direct technology platform and next generation data analytics as we scale across SME, agri-loans and rural finance etc.

Total gross credit book of ECLF stands at Rs.86.34 billion at the end of this year compared to Rs.136.32 billion at the end of previous year.

The composition of Credit Book as on March 31, is as under:

(Rs. In billion)

Product/Segment	As at March 20	As at March 21
Agri Commodities	1.31	0.85
Loan against Properties	17.92	10.71
Loan against Securities	12.16	2.27
SME & Others	17.69	11.03
Structured Collateralised Credit	28.80	14.54
Wholesale Mortgages	58.44	46.93
Total Credit Book	136.32	86.34

The **asset quality** of the overall credit book continued to remain under control in spite of headwinds with Gross NPLs at 7.23% and Net NPLs at 6.34% as on March 31, 2021 compared to 3.76% and 3.27% respectively a year ago. The specific Provision Coverage Ratio (PCR) on Gross NPLs was 12.33% at the end of FY21 compared to 13.54% at the end of FY20. Total Provision Cover including the expected credit loss provision on stage I and II assets is 84.54% at the end of this year compared to 158.58% at the end of FY20.

We continue to focus on risk management and achieving growth in the book without diluting risk standards. Thus we have been able to maintain stable asset quality across cycles in spite of headwinds and gradual transition to 90+ days past due (DPD) norms from 180+ DPD since April 01, 2015.

Wholesale Book Reduction

We are continuously working on execution of our stated strategy to reduce wholesale exposure, our gross credit book is further reduced by ~Rs.50 billion from Rs.136 billion to Rs.86 billion in March 2021 which is largely contributed by reduction in wholesale credit book and one of reduction in certain retail products (such as LAS, ESOP Finance, Agri Finance, MTF, etc) in which we made strategic choice to exit. Wholesale credit book reduction is achieved, by moving wholesale loan assets to the asset management platform such as (a) AIF where we can organize for last mile funding, and (b) ARC sales where the ARC is a better platform because of inherent resolution/recovery capability. Further, to fast track execution of wholesale credit book reduction, a special project team (called UV) has been formed to finalize the account strategies and execute on the same. This has seen progress with multiple challenging assets. This reduction of the wholesale book will lead to capital being released that will be utilised for growing a profitable SME book. Additionally, The Company is also leveraging on the Group expertise and building a strong treasury function that should enable improved earnings.

BALANCE SHEET MANAGEMENT

For any large NBFC like ours, its capital forms the most important resource, besides the human capital. From its earliest days, ECLF has recognised this and has always focused its energies in creating a strong and liquid balance sheet. A strong balance sheet also enables us easier access to market borrowings on the back of a strong credit rating. The Government Securities amounting to Rs.8,636.41 million that we hold in our Investment Portfolio help us in the liquidity management as we are able to borrow on an overnight basis from CBLO market against these securities. A liquid balance sheet simultaneously enables ECLF to redeploy capital efficiently towards business opportunities that appear at short notice.

With enhanced monitoring of liquidity cushion, we could successfully navigate the liquidity crunch in the second half of FY21 meeting our entire maturing obligation on time or even ahead of time in some cases.

Liabilities Profile in Sync with Asset Profile

ECL Finance Ltd has consistently maintained an adequate liquidity cushion on the balance sheet and have consciously reduced the dependence on short term money market borrowings.

FY20-21 witnessed ECLF contracting Rs.18 billion of medium to long term debt (NCDs) with Banks. The outstanding amount of Market Linked Debentures as at the end of FY21 was Rs.587.24

crores. In addition, our sanctioned lines of credit from a consortium of banks were Rs.135.95 billion at the end of FY21 compared to Rs.152.25 billion at the end of FY20. The consortium of banks extending credit facilities to ECLF is led by the Union Bank of India.”

Diversification of Sources of Funding

We have a diversified source of borrowings comprising of lenders such as Banks, Life Insurance companies, Pension and Provident Funds, HNI’s and International Investors.

We continue to focus on raising long term borrowings from diversified sources to fund the business growth.

As a result, we have a comfortably matched ALM profile.

Capital Adequacy Ratio

As per the Non-Banking Financial Companies Prudential Norms stipulated by Reserve Bank, all NBFCs-ND-SI are required to maintain a minimum Capital to Risk-weighted Assets Ratio (“CRAR”) of 15%. Our CRAR over the period of last three years is as under:

Particulars as on	March 31, 2019	March 31, 2020	March 31, 2021
C R A R prescribed by RBI %	15	15	15
Total CRAR	19.27%	21.02%	25.29%
Out of which:			
Tier I	14.27%	10.51%	13.70%
Tier II	5%	10.51%	11.59%

OPPORTUNITIES

Financial services in India continue to offer enormous and scalable opportunities for companies like our company as under notwithstanding the recent economic downturn worsened by a prolonged Pandemic as the long-term growth story of India remains intact:

- Democratisation of credit, aspirations of younger population, household savings moving to investments and increasing number of Demat accounts will continue to present growth opportunities for companies like ours.
- The monsoon is predicted to be normal for the third year in a row which will boost farm sentiments and improve overall prospects of an economic revival.

THREATS

While the economy is gradually coming out of the shadows of the pandemic, following threats cannot be ruled out and these, if they materialize, could reverse the current revival of the economy including NBFC sector in India:

- A prolonged second COVID-19 wave may reverse recovery of macro-economy, domestically as well as globally.
- If the current challenges for NBFCs to source liabilities do not resolve soon, growth will continue to be a challenge for the sector.
- Any abnormal surge in oil prices or weak monsoon or further delay in revival of capex cycle can also inhibit growth.

OUTLOOK & STRATEGY

While the GDP growth forecast for FY22 is robust, threats as outlined above can quickly derail the current momentum of the economy. Though we are in the midst of another Covid-19 wave, we are also going through the biggest vaccination program that the world has seen. Hopefully, impact of the second wave will not be as severe as the first one. Our confidence in the long-term India story continues to remain intact and growth opportunities will come back sooner than later.

As we look forward, we will continue to focus on culture, people, nurturing and scaling our business. At the same time, we will also see some new paradigms of focus – process and institutionalization and tech-oriented thinking.

As the economy gains traction gradually, we are well-placed to take advantage of this India growth cycle. With strong capitalisation, tailwinds from the economy and the inherent strength of our business, we are looking at an exciting and fulfilling journey ahead.

ENTERPRISE GROUPS

The business of ECLF is controlled and supported by a core of Enterprise Groups that provide consistent quality and rigour to key process functions. While ECLF itself is responsible and equipped with management of enterprise functions, it also draws upon the support from and expertise available at the Group level. Various steps taken by us to improve efficacy of Enterprise functions are detailed below.

GOVERNANCE

Governance is at the heart of everything we do and it transcends beyond compliance extending to ethics and values as well because we believe that well governed organisations tend to last longer. Governance to us means **Trust** covering Ethics & Integrity, **Legitimacy** encompassing

Transparency, Authenticity and Fairness, **Accountability** including Decision making, responsiveness, **Competence** highlighting Simplicity, and above all **Respect** for letter and spirit of law.

Our Board plays vital role in ensuring highest Governance level within the company by setting tone from top throughout the fabric of our organisation. They set higher standards on ethics, integrity, transparency and fairness leading us to build good framework for conduct, behaviour and process oversights at all levels.

In order to promote good governance culture, we have self-defined rules for good behaviour and conduct at individual as well as at entity levels covering issues of Conflict of Interest, Insider Trading, dealing with sensitive information etc. Learning from the recent past, we are refining some of practices to facilitate smooth functioning while working from home through use of technology ensuring that best in class compliance standards are met always.

RISK MANAGEMENT

Risk management is integral part of business at Edelweiss. The good risk management practices of the Group have facilitated navigating through environmentally turbulent times. Respect for Risk is central to every business decision at Edelweiss. Simple questions are to be answered before every decision, i.e., "Is it worth it?" and "Can we afford it?". This principle-based approach has stood well in protecting the organisation from vagaries of external world.

While we have been managing various risks, a need for holistic approach to risk management led us to embrace the Enterprise Risk Management (ERM) framework sometime back at the Group level. This framework has helped us strategically benchmark our practices across different business lines to the best in class levels. We have also put in place an in-house "Eleven-risk framework" to formalize the process of Assess, Avoid, Manage and Mitigate risks across business verticals in a continuous manner.

The risk governance structure at Edelweiss Group includes Board Risk Committee, Global Risk Committee, Enterprise Risk Management (ERM) Council, Corporate Risk & Assurance, Investment Committees, Credit Committees & Business Risk Groups. While all the Group entities follow and implement the central philosophy of Risk Management, following the needs of our entity, the Business Risk Group within ECLF has been further strengthened.

Risk Culture is of paramount importance to Edelweiss Group. We have taken multiple initiatives to further improve and strengthen the Risk Culture through the organisation. Appropriate risk behaviour is recognized and applauded through specific reward and recognition programs.

Recently, the whole world has faced a tail risk event of COVID-19 Pandemic. Coupled with national lockdown, this event necessitated unique approaches to mitigate different types of risk. Our advance preparation along with technology enablement in utmost agility ensured almost all our critical staff could work from home seamlessly for business continuity and serving customer deliverables.

In the short term, we are focused towards fighting the battle against COVID-19 and work is happening on different fronts for ensuring that we adapt to the New Normal going forward as expeditiously as possible.

We have the business risk team within our company which ensures implementation of risk philosophy and practices of Edelweiss Group at business level. Our risk team also ensures that necessary action is taken to make certain that identified risks are adequately addressed.

Key Risks

ECLF deals in multiple asset classes and client segments and is thus exposed to various risks that can be broadly classified as follows -

Credit Risk

The credit risk framework of ECLF ensures prior and periodic comprehensive assessment of every client, counterparty and collateral. Exposure limits are sanctioned to counterparties based on their credit worthiness. Credit risk monitoring mechanism ensures that exposure to clients is diversified and remains within stipulated limits. Careful selection of quality and quantum of collateral is key for a client limit. Effective credit risk management has enabled us to steer through the current environmental stress conditions without any major impact.

Market Risk

ECLF faces the usual market risks on the liabilities as well as assets side. In order to monitor such market risk, a comprehensive set of reports and limits has been put in place that track positions, value at risk and duration of assets. The risk framework ensures that the risks are monitored and necessary timely action is taken for every single instance of breach, in case they occur.

Additionally, the asset liability mismatch and collateral margins are regularly assessed. Liquidity requirements are closely monitored and necessary care is taken to maintain sufficient liquidity cushion for maturing liabilities and for any unforeseen requirements. We also ensure diversification in source of borrowing to reduce dependence on a single source. We also proactively modify our liabilities profile in sync with the changing assets profile to ensure that we do not carry any material asset liability mismatch.

Operational Risk

Operational risk framework of ECLF is designed to balance and check operational risk at key manifestation points. In addition to defining new processes, we constantly review all critical processes to proactively identify weak controls and strengthen the same.

All of the above will also help us in ensuring our compliance with Companies Act 2013 requirement of “adequate internal financial controls system and operating effectiveness of such controls”.

Fraud Risk

Business environment, increasing complexities and sophistication of technology makes us vulnerable to both internal & external fraud risks. At Edelweiss Group level we have defined and implemented an anti-fraud framework which lays emphasis on proactive reporting & early detection of incidents and which is also followed by us. Trainings & campaigns ensure that Edelites are cognizant of this risk. More specifically, for ECLF, due diligence on borrower’s income, KYC and title reports is carried out strictly as per laid down policy to ensure frauds are avoided.

Business Continuity Risk

Pandemic, natural calamities like fire, floods, earthquakes, acts of terrorism can adversely impact continuity of business. Such events expose to risks of loss of customers / business, data.

ECL Finance has BCP – Business Continuity Plan in place to mitigate such exigencies. We continuously test check and review the processes. In Covid-19 pandemic, for more than a year now, ECL Finance has shown tremendous flexibility in all processes. All our processes were tested and suitably strengthened in Work From Home Covid environment.

Information and Cyber Risk

Company continues to adopt the best industry practices. With adoption of standard practices, close monitoring and quick response team; ensures Information and Cyber Risks are mitigated. Company has strengthened the data protection to enable work from home and mitigate new cyber threats arising from remote working scenario

Covid-19 Risk

The Covid-19 pandemic is a biggest test for World Economy. Pandemic will have an unprecedented macro-economic shock to financial systems.

ECL Finance focused on being proactive and conducted periodic portfolio reviews and took suitable measures to mitigate the risks arising from such events.

Our paranoia about risk management has helped us to steer through environmental stress in recent times without a major impact.

INTERNAL CONTROL POLICIES AND THEIR ADEQUACY

Edelweiss Group has institutionalised a strong compliance culture across all the business entities recognising that transparency and trust amongst all its stakeholders can be achieved only through this. We believe compliance is the cornerstone of good corporate citizenship.

The internal controls at Edelweiss are commensurate with the business requirements, its scale of operation and applicable statutes to ensure orderly and efficient conduct of business. These controls have been designed to ensure reasonable assurance with regard to maintaining proper accounting controls, substantiation of financial statements and adherence to IND AS requirements, safeguarding of resources, prevention and detection of frauds and errors, ensuring operating effectiveness, reliability of financial reporting, compliance with applicable regulations and relevant matters covered under section 134 (5) (e) of the Companies Act 2013.

Internal Audit

Internal Auditors follow Standards on Internal Audit along with guidelines issued by regulators and ensure compliance with section 138 of the Companies Act 2013, read with Rule 13 of the Companies (Accounts) Rules, 2014, as amended and notified from time to time. The Internal Audit function operates under the supervision of the Audit Committee of the Board.

The internal audits are carried out by external professionals who provide independent view and assurance by assessing the adequacy and effectiveness of internal control, compliance to internal and external guidelines and risk management practices. Internal Audit reports are reviewed by the Audit Committee of the Board.

HUMAN RESOURCES

Crisis begets opportunity and It is the strength of our people that has turned the pandemic and volatile economic environment into opportunity with their energy, persistence and agile thinking. Along with this, anchored to our guiding principles, our culture and values continue to guide our choices and keep us resilient.

Edelweiss's biggest strength has always been its people. They are always at the core of all designs, initiatives and programs in creating better experience through their life cycle of hiring, engagement, development.

Edelweiss Group is a cross-cultural mosaic and our strength lies in our diversity everywhere, within teams and across the organisation. Our diversity makes us stronger by bringing in fresh ideas, perspectives, experiences and fostering a truly collaborative workplace. The sense of ownership each one of us has displayed over the years is a testament to the culture of entrepreneurship we have tried to foster in Edelweiss. We share the Edelweiss group HR philosophy.

Our policies provide greater flexibility, equipping our employees to contribute with same or better productivity and engagement levels. A significant component of our value-based culture is also commitment to acknowledge and appreciate efforts of employees through extensive recognition programs.

Our offices are reimagined and repurposed to support work from home and hybrid work feasibility enabling employees to connect, collaborate, manage work interactions with a mix of remote, onsite and hybrid workforce, as well as with the clients.

Developments on HR front in FY21 are summarised below:

- We ended FY21 with a headcount of 465 as of March 31, 2021.
- As growth comes back gradually in the New Normal of post COVID-19 scenario, we will be in a position to meet the challenges of increasing scale and complexity of our business as well as future business growth.

A significant component of our value based culture is our commitment to acknowledge and appreciate efforts of our employees through recognition programs that honor exemplary risk management, collaboration, customer centricity, people development, technology and innovation.

Taking care of our people with a framework that is fair, collaborative, compliant and responsive, Edelweiss represents a winning combination of people, opportunities and development.

People Practices during COVID-19 Pandemic

At the start of 2020, COVID-19 Pandemic came with specific challenges and a New Normal in the way of working. Our advanced planning and unique approaches helped us to address it promptly.

Employee safety being of utmost importance in this crisis, almost all critical staff were enabled to work from home with the help of technology. It further enabled employees to maintain their productivity to support business continuity, service internal and external stakeholders and customers.

We continued to remain grounded in our culture of care and our commitment to employee safety and wellbeing. During this pandemic, we made medical coverage for Covid-19 accessible early on for all employees and their dependent family members. As a family, through round-the-clock support from our Incident Room, working towards arranging for emergency services, employee outreach programs and 24*7 counselling services, we hope to support our employees in the best possible way.

TECHNOLOGY

Leadership

In the changed context, virtual leadership emerged to ensure that plans, decisions, information, and accomplishments are shared to motivate team members while sustaining connection, trust, and engagement with team members through frequent check-ins.

Our tiered Edelweiss Group Leadership Program in businesses continues to build capacities to nurture top talent in entry and mid-level. Focus on Senior leadership cohort continues to build a strong thinking body which acts as catalyst to shape our strategy. We are a part of this Group Leadership Programme.

Technology resiliency

The key pillars of Edelweiss Group technology resiliency have been:

- **Cloud adoption:** Migrating to the cloud ensured high availability, scalability and resiliency of our business applications with employees being able to securely access from anywhere, using any device and at any time
- **Unified collaboration suite:** Deployment of a unified collaboration suite helped improve the employee productivity
- **Intelligent Automation:** This enabled us to develop new experiences and deliver process changes rapidly through low code software development tools
- **Artificial Intelligence:** Leveraging advanced Machine Learning algorithms, we have deployed over 20 models for evaluating risks, performing AML checks, doing customer KYC, identifying frauds, etc. in the Group companies thereby building efficiencies in our business

Information Security

During the height of the COVID-19 global pandemic, the threat landscape reached a critical tipping point that will change cybersecurity forever. The new work-from-home reality brought about exponentially greater attack surfaces to introduce an untold number of new vectors and infinite opportunities for disruption. In order to cater to this changing landscape, we have moved away from the traditional castle-and-moat security model to zero trust security model. This new model requires strict identity verification for every person and device trying to access resources on a private corporate network, regardless of whether they are sitting within or outside of the corporate network perimeter.

Cloud-scale infrastructure and widely available attacker tools (PowerShell, Mimikatz and Cobalt Strike, all developed for legitimate use), combined with anonymous payment via Bitcoin, are tilting the playing field and arming threat actors of all sizes. Hence, enhancing the Cloud security framework and governance at Edelweiss Group will continue to be a priority area for the year.

Further, we have implemented state-of-the art security solutions for data classification, data protection, data loss prevention, advanced threat protection, zero-day protection...etc. For

customer data, we have gone the extra mile where all our customer data is well identified and encrypted at rest and in-motion (from storage to transmission). Data protection and privacy will continue to be the focus area for the year ahead.

Also on IT Governance, We will continue to focus on process standardisation and strengthen our governance practices to ensure the right balance of efficiency, risk and compliance.

CUSTOMER EXPERIENCE

At Edelweiss, Customer Experience (CX) is regarded as a key pillar of business success in true spirit.

With this motto in sight, we have continued to build a culture of customer-centric business. To drive this agenda, we have also implemented various measures including digital upgrade. Through these efforts, we are responding to evolving customer needs, and institutionalizing these processes across the organisation, to ensure a superlative experience for all our customers, throughout the value chain.

Cautionary Statement

Statements made in this Annual Report may contain certain forward-looking statements, which are tentative, based on various assumptions on the Edelweiss Group's and ECLF's present and future business strategies and the environment in which we operate. Actual results may differ substantially or materially from those expressed or implied due to risks and uncertainties. These risks and uncertainties include the effect of economic and political conditions in India and internationally, volatility in interest rates and in the securities market, new regulations and Government policies that may impact the Company's businesses as well as the ability to implement its strategies. The information contained herein is as of the date referenced and the Company does not undertake any obligation to update these statements. The Company has obtained all market data and other information from sources believed to be reliable or its internal estimates, although its accuracy or completeness cannot be guaranteed. The discussion relating to financial performance, balance sheet, asset books of the Company and industry data herein is reclassified/regrouped based on Management estimates and may not directly correspond to published data. The numbers have also been rounded off in the interest of easier understanding. Numbers have been re-casted, wherever required. Prior period figures have been regrouped/reclassified wherever necessary. All information in this discussion has been prepared solely by the company and has not been independently verified by anyone else.

For and on behalf of the Board of Directors ECL Finance Limited
Rashesh Shah

Sd/-

Chairman & Managing Director

DIN: 00008322

June 10, 2021

Annexure II

Remuneration Policy

Objective

The Companies Act, 2013 ('the Act') requires a Company to frame policy for determining the remuneration payable to the Directors, Key Managerial Personnel (KMPs) and other employees. While appointing the Directors, the Nomination and Remuneration Committee, considers qualification, positive attributes, areas of expertise and number of Directorships in other companies and such other factors as it may deem fit. The Board considers the Committee's recommendation, and takes appropriate action.

The objective of the Remuneration Policy (the Policy) of the Company is to provide a framework for the remuneration of the Independent Directors, Non-executive Directors, Managing Director/Executive Directors, KMPs, and other senior level employees of the Company.

The objective of this Policy is to ensure that:

- i. the level and composition of remuneration is reasonable and sufficient to attract, retain talent required to run the company successfully;
- ii. relationship of remuneration to performance is clear and meets appropriate performance benchmarks; and
- iii. remuneration to the Directors, KMPs and senior management comprises a balance of fixed and incentive pay reflecting short and long-term performance objectives appropriate to the working of the Company and its goals.

Remuneration of the Independent Directors & Non- executive Directors

- The Independent Directors & Non-executive Directors are eligible for sitting fees for attending the meetings of the Board and the Committees thereof.
- The Independent Directors & Non-executive Directors are also eligible for commission, subject to limits prescribed under the Act and the Rules framed there under.
- The Independent Directors are not eligible for stock options.
- The Non-executive Directors (other than promoter Directors) shall be eligible for stock options.

Remuneration of the Managing Director & Executive Directors

- The remuneration of the Managing Director/Executive Directors is recommended by the Nomination and Remuneration Committee ('NRC') to the Board. Based on the recommendations of the NRC, the Board determines and

approves the remuneration of the Managing Director/Executive Directors, subject to necessary approvals, if any.

- The remuneration paid to the Managing Director/Executive Directors is within the limits prescribed under the Act and approved by the shareholders of the Company. The remuneration structure includes fixed salary, perquisites, bonus, other benefits and allowances and contribution to Funds, etc.
- The Executive Directors (other than the promoter Directors) shall be eligible for stock options.

Remuneration of the KMP (other than Executive Directors) and Senior level employees

- The key components of remuneration package of the KMP (other than Executive Directors) and senior level employees shall comprise of fixed salary, perquisites, annual bonus, other benefits and allowances and contribution to Funds, etc.
- They shall be eligible for stock options.

Policy Review

- The Policy may be amended as may be necessary.
- The NRC shall implement the Policy, and may issue such guidelines, procedures etc. as it may deem fit.

Annexure - III

Annual Report on Corporate Social Responsibility (CSR) activities for the Financial year 2020-21

[Pursuant to clause (o) of sub-section (3) of section 134 of the Companies Act,2013 and Rule 9 of the Companies (Corporate Social Responsibility) Rules, 2014]

1. Brief outline on CSR Policy of the Company:
To leverage the capacity and capital to equip and enable the social sector achieve the greatest impact on the lives of the poor in India.
2. Composition of CSR Committee as at March 31, 2021:

Sl. No.	Name of Director	Designation / Nature of Directorship	Number of meetings of CSR Committee held during the year	Number of meetings of CSR Committee attended during the year
1.	Mr. Deepak Mittal	Managing Director & CEO	2	2
2.	Mr. P. N. Venkatachalam	Independent Director	2	2
3.	Mr. Kunnasagaran Chinniah	Independent Director	2	1

3. The web-link where Composition of CSR committee, CSR Policy and CSR projects approved by the board are disclosed on the website of the Company:

<https://eclfinance.edelweissfin.com/investor-relations/?Our%20Financials> and

<https://eclfinance.edelweissfin.com/investor-relations/?Policies%20and%20Codes>

4. Details of Impact assessment of CSR projects carried out in pursuance of sub-rule (3) of rule 8 of the Companies (Corporate Social Responsibility Policy) Rules, 2014, if applicable: No impact assessment has been carried out since there are no projects that have completed 3 years excluding the date of commencement.
5. Details of the amount available for set off in pursuance of sub-rule (3) of rule 7 of the Companies (Corporate Social Responsibility Policy) Rules, 2014 and amount required for set off for the financial year, if any:

Sl. No.	Financial Year	Amount available for set-off from preceding financial years (in Rs) (in million)	Amount required to be set-off for the financial year, if any (in Rs) (in million)
1	2017-18	Nil	Nil
2	2018-19	Nil	Nil
3	2019-20	Nil	Nil
	Total	Nil	Nil

6. Average net profit of the Company as per section 135(5): Rs. 3,227.8 million
7. (a) Two percent of average net profit of the Company as per section 135(5): Rs. 64.56 million
 (b) Surplus arising out of the CSR projects or programmes or activities of the previous financial years: Nil
 (c) Amount required to be set off for the financial year, if any: Nil
 (d) Total CSR obligation for the financial year (7a+7b-7c): Rs. 64.56 million
8. (a) CSR amount spent or unspent for the financial year:

Total Amount Spent for the Financial	Amount Unspent (in Rs.) (in million)	
	Total Amount transferred to Unspent CSR Account as per section 135(6).	Amount transferred to any fund specified under Schedule VII as per second proviso to section 135(5).

Year. (in Rs.) (in million)					
	Amount.	Date of transfer.	Name of the Fund	Amount.	Date of transfer.
64.56	Nil	Nil	Nil	Nil	Nil

(b) Details of CSR amount spent against ongoing projects for the financial year: **Refer Annexure A**

(c) Details of CSR amount spent against **other than ongoing projects** for the financial year: **Refer Annexure B**

(d) Amount spent in Administrative Overheads: Nil

(e) Amount spent on Impact Assessment, if applicable: Nil

(f) Total amount spent for the Financial Year (8b+8c+8d+8e): Rs. 64.56 million

(g) Excess amount for set off, if any:

Sr. No.	Particular	Amount (in Rs.) (in million)
(i)	Two percent of average net profit of the company as per section 135(5)	64.56
(ii)	Total amount spent for the Financial Year	64.56
(iii)	Excess amount spent for the financial year [(ii)-(i)]	Nil
(iv)	Surplus arising out of the CSR projects or programmes or activities of the previous financial years, if any	Nil
(v)	Amount available for set off in succeeding financial years [(iii)-(iv)]	Nil

9. (a) Details of Unspent CSR amount for the preceding three financial years:

Sl. No.	Preceding Financial Year.	Amount transferred to Unspent CSR Account under section 135 (6) (in Rs.) (in million)	Amount spent in the reporting Financial Year (in Rs.) (in million)	Amount transferred to any fund specified under Schedule VII as per section 135(6), if any.			Amount remaining to be spent in succeeding financial years. (in Rs.) (in million)
				Name of the Fund	Amount (in Rs) (in million)	Date of transfer.	
1.	2017-18	Nil	96.92	-	-	-	-
2.	2018-19	Nil	125.54	-	-	-	-
3.	2019-20	Nil	196.60	-	-	-	-
	Total	Nil	419.06	-	-	-	-

(b) Details of CSR amount spent in the financial year for ongoing projects of the preceding financial year(s): Not applicable

(1)	(2)	(3)	(4)	(5)	(6)	(7)	(8)	(9)
Sl. No.	Project ID.	Name of the Project.	Financial Year in which the project was commenced.	Project duration.	Total amount allocated for the project (in Rs.).	Amount spent on the project in the reporting Financial Year (in Rs).	Cumulative amount spent at the end of reporting Financial Year. (in Rs.)	Status of the project - Completed /Ongoing.
NIL								

10. In case of creation or acquisition of capital asset, furnish the details relating to the asset so created or acquired through CSR spent in the financial year: **(asset-wise details):**
Refer Annexure C
11. Specify the reason(s), if the Company has failed to spend two per cent of the average net profit as per section 135(5): Not applicable

For and on behalf of the Board of Directors
ECL Finance Limited

Sd/-
Deepak Mittal
Managing Director & CEO and Chairman of CSR Meeting
DIN: 00010337

Mumbai
June 10, 2021

Annexure A

1	2	3	4	5		6	7	8	9	10	11	
S. No.	Name of CSR project	Item from List of activities in Schedule VII to the Act	Area (Yes/No) Local	Location of project		Project duration (in years)	Amount allocated for the project (INR)	Amount spent in the current financial year	Amount transferred to unspent CSR account for the project as per Section 135(6)	Mode of implementation - Direct (Yes/No)	Mode of implementation through implementation agency	
				State	District						Name	CSR registration no.
1	Sustainable Effort for Financial Empowerment of Rural Women Artisans	Livelihood	No	Rajasthan	Barmher	3	71,42,580	71,42,580	-	No	EdelGive Foundation	CSR00000514
2	Community led draught mitigation center	Livelihood	Yes	Rajasthan	Jodhpur	3	55,89,000	55,89,000	-	No	EdelGive Foundation	CSR00000514
3	Project L.O.V.E. Learning Organization for	Education	No	Rajasthan	Udaipur	1	18,87,422	18,87,422	-	No	EdelGive Foundation	CSR00000514

	Village Excellence											
4	Improve economic condition of the marginal farmers and land less labourers of Malnad region of the Western Ghats covering Uttara Kannada District through financial inclusion and entrepreneurship development	Livelihood	No	Karnataka	Uttar Kannada	3	45,89,079	45,89,079	-	No	EdelGive Foundation	CSR00000514

5	Improving career progression, family income, and overall agency for 250,000 youth through a system-level intervention	Livelihood	Yes	Uttar Pradesh	Lucknow	3	50,90,000	50,90,000	-	No	EdelGive Foundation	CSR00000514
6	SAFAL (Sustainable Livelihood Initiatives in South Odisha)	Livelihood	No	Orissa	Koraput	3	1,03,89,707	1,03,89,707	-	No	EdelGive Foundation	CSR00000514
7	The Collaborators for transformation Education	Education	No	Maharashtra	Hingoli	1.5	17,73,489	17,73,489	-	No	EdelGive Foundation	CSR00000514

8	Support for Excellent English School	Educational	Yes	Karnataka	Bangalore	1	16,90,198	16,90,198	-	No	EdelGive Foundation	CSR00000514
9	Support for Samaritan Mission School and Rebecca Belilious English Institution	Educational	Yes	West Bengal	Howrah	3	72,45,507	72,45,507	-	No	EdelGive Foundation	CSR00000514
10	Building the resilience of the tribal community through micro business and entrepreneurship development	Livelihood	No	Jharkhand	Kunti	3	27,91,693	27,91,693	-	No	EdelGive Foundation	CSR00000514

11	To promote gender-based justice by empowering marginalized women, especially survivors of human rights violations including Violence against Women (VAW), through direct intervention, capacity building and research	Women Empowerment	Yes	Uttar Pradesh	Lucknow	3	65,90,935	65,90,935	-	No	EdelGive Foundation	CSR00000514
12	Building sustainability of small and	Reducing inequalities	Yes	Pan India		2	53,12,390	53,12,390	-	No	EdelGive Foundation	CSR00000514

	medium organisations suffering CoViD distress											
	TOTAL						6,00,92,000	6,00,92,000	-			

Annexure B

1	2	3	4	5		6	7	8	
S. No.	Name of CSR project	Item from List of activities in Schedule VII to the Act	Local Area (Yes/No)	Location of project		Amount spent for the project	Mode of implementation - Direct (Yes/No)	Mode of implementation through implementation agency	
				State	District			Name	CSR registration no.
1	Strengthening research capacity, and creating high quality outputs on philanthropy and giving in India	Education	Yes	Maharashtra	Mumbai	30,00,000	No	EdelGive Foundation	CSR00000514

2	Capacity Building support	Capacity building	Yes	Maharashtra	Mumbai	14,68,000	No	EdelGive Foundation	CSR00000514
	TOTAL					44,68,000			

Annexure C

Date of acquisition/creation	Amount (in Rs.)	Title held by	Details of assets and location
31-03-2021	15,13,073	Held by Community in villages of Udat, Khariya Patawatan, Rajiv nagar, Ambedkar nagar, Kalyan singh ki sid, Malam singh ki sid (Bikaner and Johdpur)	Rainwater harvesting Tankas in villages of Udat, Khariya Patawatan, Rajiv nagar, Ambedkar nagar, Kalyan singh ki sid, Malam singh ki sid (Bikaner and Johdpur) Rajasthan
31-12-2020	17,46,575	Held by Community in villages of Udat, Khariya Patawatan, Rajiv nagar, Ambedkar nagar, Kalyan singh ki sid, Malam singh ki sid , Navneetpura, Srirampura (Bikaner and Johdpur)	Khadin -constructed for 50 rural families in villages of Udat, Khariya Patawatan, Rajiv nagar, Ambedkar nagar, Kalyan singh ki sid, Malam singh ki sid , Navneetpura, Srirampura (Bikaner and Jodhpur districts of Rajasthan)
31-12-2020	6,84,766	Held by Community in villages of Udat, Khariya Patawatan, Rajiv nagar, Ambedkar nagar, Kalyan singh ki sid, Malam singh ki sid , Navneetpura, Srirampura (Bikaner and Johdpur)	Arid Horticulture Units established for 50 rural families in in villages of Udat, Khariya Patawatan, Rajiv nagar, Ambedkar nagar, Kalyan singh ki sid, Malam singh ki sid , Navneetpura, Srirampura (Bikaner and Johdpur district, Rajasthan)
31-12-2020	2,61,740	Held by community in villate of Kalyan singh ki sid, Jodhpur	Naadi (pond) Location: Village Kalyan singh ki Sid, Post Malam singh ki sid, District Jodhpur
31-12-2020	20,350	Held by community in Kalyan singh ki sid and Rajiv nagar village in Jodhpur	Seed Banks developed in Village Kalyan singh ki Sid, Post Malam singh ki sid, District Jodhpur and Village Rajiv Nagar, Bhane ka Gaon, Post Bhane ka Gaon, District Jodhpur
31.3.2021	32,000	Torpa Rural Development Society for Women Mahila Vikas Kendra, Tapkara Road, Torpa, Dist Khunti - 835227, Jharkhand	1 laptop Lenevo located at TORPA, Mahila Vikas Kendra, Tapkara Road, Khunti, Jharkhand

02.09.2020	20,000	Torpa Rural Development Society for Women Mahila Vikas Kendra, Tapkara Road, Torpa, Dist Khunti - 835227, Jharkhand	1 Canon royo projector located at TORPA, Mahila Vikas Kendra, Tapkara Road, Khunti, Jharkhand
02.09.2020	38,500	Torpa Rural Development Society for Women Mahila Vikas Kendra, Tapkara Road, Torpa, Dist Khunti - 835227, Jharkhand	1 Nikon D3500 camera located at TORPA, Mahila Vikas Kendra, Tapkara Road, Khunti, Jharkhand

SECRETARIAL AUDIT REPORT

FOR THE FINANCIAL YEAR ENDED 31ST MARCH 2021

[Pursuant to section 204(1) of the Companies Act, 2013 and Rule 9 of the Companies (Appointment and Remuneration of Managerial Personnel) Rules, 2014]

To,
The Members,
ECL Finance Limited
Mumbai

We have conducted the secretarial audit of the compliance of applicable statutory provisions and the adherence to good corporate practices by ECL Finance Limited (CIN:U65990MH2005PLC154854) and having its registered office at Edelweiss House, Off. C.S.T Road, Kalina, Mumbai-400098 (hereinafter called 'the Company'). Secretarial Audit was conducted in a manner that provided us a reasonable basis for evaluating the corporate conducts/ statutory compliances and expressing our opinion thereon.

Based on our verification of the company's books, papers, minute books, forms and returns filed and other records maintained by the company and also the information provided by the Company, its officers, agents and authorized representatives during the conduct of secretarial audit, We hereby report that in our opinion, the company has, during the audit period covering the financial year ended on 31st March, 2021 complied with the statutory provisions listed hereunder and also that the Company has proper Board-processes and compliance-mechanism in place to the extent, in the manner and subject to the reporting made hereinafter:

We have examined the books, papers, minute books, forms and returns filed and other records maintained by the Company for the financial year ended on 31st March 2021 according to the provisions of:

- (i) The Companies Act, 2013 (the Act) and the rules made thereunder;
- (ii) The Securities Contracts (Regulation) Act, 1956 ('SCRA') and the rules made thereunder;
- (iii) The Depositories Act, 1996 and the Regulations and Bye-laws framed thereunder;
- (iv) Foreign Exchange Management Act, 1999 and the rules and regulations made thereunder to the extent of Foreign Direct Investment, Overseas Direct Investment and External Commercial Borrowings;
- (v) The following Regulations and Guidelines prescribed under the Securities and Exchange Board of India Act, 1992 ('SEBI Act'): -

The Securities and Exchange Board of India (Substantial Acquisition of Shares and Takeovers) Regulations, 2011;



- (b) The Securities and Exchange Board of India (Prohibition of Insider Trading) Regulations, 2015;
 - (c) The Securities and Exchange Board of India (Issue of Capital and Disclosure Requirements) Regulations, 2018 (Not applicable to the company during the audit period);
 - (d) Securities and Exchange Board of India (Share Based Employee Benefits) Regulations, 2014 (Not applicable to the company during the audit period);
 - (e) The Securities and Exchange Board of India (Issue and Listing of Debt Securities) Regulations, 2008;
 - (f) The Securities and Exchange Board of India (Registrars to an Issue and Share Transfer Agents) Regulations, 1993 regarding the Companies Act and dealing with client;
 - (g) The Securities and Exchange Board of India (Delisting of Equity Shares) Regulations, 2009 (Not applicable to the company during the audit period);
 - (h) The Securities and Exchange Board of India (Buyback of Securities) Regulations, 2008 (Not applicable to the company during the audit period); and
 - (i) The Securities and Exchange Board of India (Listing Obligations and Disclosure Requirements) Regulations, 2015 (applicable in respect of Non-convertible debentures of the company listed at stock exchanges);
- (vi) The Reserve Bank of India Act, 1934 and Credit Information Companies (Regulation) Act, 2005 and the directions, regulations issued by Reserve Bank of India thereunder and as applicable to Non-Banking Financial Companies, being laws that are specifically applicable to the Company based on their sector/ industry.

We have also examined compliance with the applicable clauses of the Secretarial Standards issued by The Institute of Company Secretaries of India;

During the period under review the Company has complied with the provisions of the Act, Rules, Regulations, Standards, Guidelines etc. mentioned above and in respect of laws specifically applicable to the company based on their sector/industry, in so far as registration, membership, submission of various returns/information or other particulars to be filed with Reserve Bank of India.

We further report that

The Board of Directors of the Company is duly constituted with proper balance of Executive Directors, Non-Executive Directors and Independent Directors. The changes in the composition of the Board of Directors that took place during the period under review were carried out in compliance with the provisions of the Act.

Adequate notice is given to all directors to schedule the Board Meetings, agenda and detailed notes on agenda were sent at least seven days in advance, and a system exists for seeking and obtaining further information and clarifications on the agenda items before the meeting and for meaningful participation at the meeting.

Majority decision is carried through while the dissenting members' views are captured and recorded as part of the minutes.



We further report that there are adequate systems and processes in the company commensurate with the size and operations of the company to monitor and ensure compliance with applicable laws, rules, regulations, standards and guidelines.

We further report that during the audit period the company has:

1. allotted 8250 9.75% Secured Rated Listed Redeemable Non-Convertible Debentures aggregating to Rs 825 Crores only by way of private placement;
2. allotted 1750 8.90% Secured Rated Listed Redeemable Non-Convertible Debentures aggregating to Rs 175 Crores only by way of private placement;
3. allotted 8000 8.95% Secured Rated Listed Redeemable Non-Convertible Debentures aggregating to Rs 800 Crores only by way of private placement;
4. obtained the approval of members under Section 42 of the Act by Special Resolution passed at the Annual General Meeting held on 15th October, 2020 for issue of Non-convertible Debentures aggregating to Rs. 20,000 crores on private placement basis in one or more tranches; and
5. shifted the place of maintenance of books of accounts from Edelweiss House, Off CST Road, Kalina, Mumbai-400098 and Unit No. 504 and 505, 5th Floor, Windsor, Off CST Road, Kalina, Mumbai-400098 to its registered office at Edelweiss House, Off CST Road, Kalina, Mumbai-400098.

This report is to be read with our letter of even date which is annexed as Annexure-A and forms an integral part of this report.



Place: Mumbai
Date: June 10, 2021
UDIN: F006252C000444613

For Manish Ghia & Associates
Company Secretaries
(Unique ID: P2006MH007100)

CS Mannish L. Ghia
Partner

M. No. FCS 6252 C.P. No. 3531
PR 822/2020

'Annexure A'

To,
The Members,
ECL Finance Limited
Mumbai

Our report of even date is to be read along with this letter.

1. Maintenance of secretarial record is the responsibility of the management of the Company. Our responsibility is to express an opinion on these secretarial records based on our audit.
2. We have followed the audit practices and processes as were appropriate to obtain reasonable assurance about the correctness of the contents of the Secretarial records. The verification was done on test basis to ensure that correct facts are reflected in secretarial records. We believe that the processes and practices, we followed provided a reasonable basis for our opinion.
3. We have not verified the correctness and appropriateness of financial records and Book of Accounts of the Company.
4. Where ever required, we have obtained the management representation about the compliance of laws, rules and regulations and happening of events etc.
5. The compliance of the provisions of Corporate and other applicable laws, rules, regulation, standards is the responsibility of management. Our examination was limited to the verification of procedures on the test basis.
6. The Secretarial Audit Report is neither an assurance as to the future viability of the Company nor of the efficiency or effectiveness with which the management has conducted the affairs of the Company.
7. On account severe restrictions imposed by the Government Authorities on opening of offices, travel and movement due to Covid19 pandemic during the year under review, we for the purpose of completion of our audit had to rely on documents and papers provided in electronic form through email/other virtual means for verification of compliances.



For Manish Ghia & Associates
Company Secretaries
(Unique ID: P2006MH007100)

Mannish Ghia

CS Mannish L. Ghia
Partner

M. No. FCS 6252 C.P. No. 3531
PR 822/2020

Place: Mumbai
Date: June 10, 2021
UDIN: F006252C000444613

ANNEXURE V

Form AOC-2

(Pursuant to clause (h) of sub-section (3) of section 134 of the Act and Rule 8(2) of the Companies (Accounts) Rules, 2014)

Form for disclosure of particulars of contracts/arrangements entered into by the Company with related parties referred to in sub-section (1) of section 188 of the Companies Act, 2013 including certain arm's length transactions under third proviso thereto:

(Currency: Indian rupees in millions)

Details of contracts or arrangements or transactions not at arm's length basis: Not Applicable

Sr. No.	Name(s) of the related party and nature of relationship	Nature of contracts/ arrangements/ transactions	Duration of the contracts/ arrangements/ transactions	Salient terms of the contracts or arrangements or transactions including the value, if any	Justification for entering into such contracts or arrangements or transactions	Date of approval by the Board	Amount paid as advances, if any	Date on which the special resolution was passed in general meeting as required under first proviso to section 188

II. Details of material contracts or arrangement or transactions at arm's length basis:

Sr. No.	Name(s) of the related party and nature of relationship	Nature of contracts/ arrangements/ transactions	Duration of the contracts/ arrangements/ transactions	Amount (In millions)	Date of approval by the Audit Committee/ Board	Amount paid as advances, if any
1	Edelweiss Rural and Corporate Services Limited	Loans taken from (Maximum)	One Year	1,600.00	February 13, 2020; July 4, 2020; October 30, 2021; December 15, 2020 and February 13, 2021	NIL
2	Edelweiss Retail Finance Limited	Loans taken from (Maximum)	One Year	1,500.00	February 13, 2020; July 4, 2020; October 30, 2021; December 15, 2020 and February 13, 2021	NIL
3	Edelweiss Housing Finance Limited	Loans taken from (Maximum)	One Year	1,500.00	February 13, 2020; July 4, 2020; October 30, 2021; December 15, 2020 and February 13, 2021	NIL
4	Edelweiss Financial Services Limited	Loans taken from (Maximum)	One Year	2,000.00	February 13, 2020; July 4, 2020; October 30, 2021; December 15, 2020 and February 13, 2021	NIL
5	Edelweiss Rural and Corporate Services Limited	Loans taken from (Volume)	One Year	3,821.54	February 13, 2020; July 4, 2020; October 30, 2021; December 15, 2020 and February 13, 2021	NIL

6	Edelweiss Retail Finance Limited	Loans taken from (Volume)	One Year	2,035.00	February 13, 2020; July 4, 2020; October 30, 2021; December 15, 2020 and February 13, 2021	NIL
7	Edelweiss Housing Finance Limited	Loans taken from (Volume)	One Year	6,010.00	February 13, 2020; July 4, 2020; October 30, 2021; December 15, 2020 and February 13, 2021	NIL
8	Edelweiss Financial Services Limited	Loans taken from (Volume)	One Year	3,800.00	February 13, 2020; July 4, 2020; October 30, 2021; December 15, 2020 and February 13, 2021	NIL
9	Edelweiss Rural and Corporate Services Limited	Loan repaid to (Maximum)	One Year	1,600.00	February 13, 2020; July 4, 2020; October 30, 2021; December 15, 2020 and February 13, 2021	NIL
10	Edelweiss Retail Finance Limited	Loan repaid to (Maximum)	One Year	35.00	February 13, 2020; July 4, 2020; October 30, 2021; December 15, 2020 and February 13, 2021	NIL
11	Edelweiss Housing Finance Limited	Loan repaid to (Maximum)	One Year	2,000.00	February 13, 2020; July 4, 2020; October 30, 2021; December 15, 2020 and February 13, 2021	NIL
12	Edelweiss Rural and Corporate Services Limited	Loan repaid to (Volume)	One Year	3,827.45	February 13, 2020; July 4, 2020; October 30, 2021; December 15, 2020 and February 13, 2021	NIL
13	Edelweiss Retail Finance Limited	Loan repaid to (Volume)	One Year	70.00	February 13, 2020; July 4, 2020; October 30, 2021;	NIL

					December 15, 2020 and February 13, 2021	
14	Edelweiss Housing Finance Limited	Loan repaid to (Volume)	One Year	5,020.00	February 13, 2020; July 4, 2020; October 30, 2021; December 15, 2020 and February 13, 2021	NIL
15	Edelweiss Rural and Corporate Services Limited	Loans given to (Maximum)	One Year	2,450.00	February 13, 2020; July 4, 2020; October 30, 2021; December 15, 2020 and February 13, 2021	NIL
16	ECap Equities Limited	Loans given to (Maximum)	One Year	1,600.00	February 13, 2020; July 4, 2020; October 30, 2021; December 15, 2020 and February 13, 2021	NIL
17	Edelweiss Housing Finance Limited	Loans given to (Maximum)	One Year	250.00	February 13, 2020; July 4, 2020; October 30, 2021; December 15, 2020 and February 13, 2021	NIL
18	Edelweiss Retail Finance Limited	Loans given to (Maximum)	One Year	1,000.00	February 13, 2020; July 4, 2020; October 30, 2021; December 15, 2020 and February 13, 2021	NIL
19	Edelweiss Rural and Corporate Services Limited	Loans given to (Volume)	One Year	8,360.00	February 13, 2020; July 4, 2020; October 30, 2021; December 15, 2020 and February 13, 2021	NIL
20	ECap Equities Limited	Loans given to (Volume)	One Year	5,800.00	February 13, 2020; July 4, 2020; October 30, 2021; December 15, 2020 and February 13, 2021	NIL

21	Edelweiss Housing Finance Limited	Loans given to (Volume)	One Year	250.00	February 13, 2020; July 4, 2020; October 30, 2021; December 15, 2020 and February 13, 2021	NIL
22	Edelweiss Retail Finance Limited	Loans given to (Volume)	One Year	1,000.00	February 13, 2020; July 4, 2020; October 30, 2021; December 15, 2020 and February 13, 2021	NIL
23	Edelweiss Rural and Corporate Services Limited	Loans repaid by (Maximum)	One Year	2,450.00	February 13, 2020; July 4, 2020; October 30, 2021; December 15, 2020 and February 13, 2021	NIL
24	ECap Equities Limited	Loans repaid by (Maximum)	One Year	1,940.00	February 13, 2020; July 4, 2020; October 30, 2021; December 15, 2020 and February 13, 2021	NIL
25	Edelweiss Housing Finance Limited	Loans repaid by (Maximum)	One Year	250.00	February 13, 2020; July 4, 2020; October 30, 2021; December 15, 2020 and February 13, 2021	NIL
26	Edelweiss Retail Finance Limited	Loans repaid by (Maximum)	One Year	1,000.00	February 13, 2020; July 4, 2020; October 30, 2021; December 15, 2020 and February 13, 2021	NIL
27	Edelweiss Rural and Corporate Services Limited	Loans repaid by (Volume)	One Year	9,964.00	February 13, 2020; July 4, 2020; October 30, 2021; December 15, 2020 and February 13, 2021	NIL
28	ECap Equities Limited	Loans repaid by (Volume)	One Year	5,800.00	February 13, 2020; July 4, 2020; October 30, 2021;	NIL

					December 15, 2020 and February 13, 2021	
29	Edelweiss Housing Finance Limited	Loans repaid by (Volume)	One Year	250.00	February 13, 2020; July 4, 2020; October 30, 2021; December 15, 2020 and February 13, 2021	NIL
30	Edelweiss Retail Finance Limited	Loans repaid by (Volume)	One Year	1,000.00	February 13, 2020; July 4, 2020; October 30, 2021; December 15, 2020 and February 13, 2021	NIL
33	Mabella Investment Adviser LLP	Loans given to Enterprises over which promoter/KMPs/ relatives exercise significant influence	One Year	300.00	February 13, 2020; July 4, 2020; October 30, 2021; December 15, 2020 and February 13, 2021	NIL
36	Mabella Investment Adviser LLP	Repayment of loans including interest by Enterprises over which promoter/KMPs/ relatives exercise significant influence	One Year	187.16	February 13, 2020; July 4, 2020; October 30, 2021; December 15, 2020 and February 13, 2021	NIL
39	ECap Equities Limited	Redemption of Non Convertible Debentures / benchmark linked debentures	One Time	0.01	February 13, 2020; July 4, 2020; October 30, 2021; December 15, 2020 and February 13, 2021	NIL
40	Edelweiss Finance and Investments Limited	Redemption of Non Convertible Debentures / benchmark linked debentures	One Time	27.45	February 13, 2020; July 4, 2020; October 30, 2021; December 15, 2020 and February 13, 2021	NIL

41	Edelweiss Broking Limited	Redemption of Non Convertible Debentures / benchmark linked debentures	One Time	0.37	February 13, 2020; July 4, 2020; October 30, 2021; December 15, 2020 and February 13, 2021	NIL
43	ECap Equities Limited	Purchases of securities from	One Time	142.00	February 13, 2020; July 4, 2020; October 30, 2021; December 15, 2020 and February 13, 2021	NIL
44	Edelweiss Rural and Corporate Services Limited	Purchases of securities from	One Time	654.55	February 13, 2020; July 4, 2020; October 30, 2021; December 15, 2020 and February 13, 2021	NIL
45	Edelweiss Finance and Investments Limited	Purchases of securities from	One Time	1,284.61	February 13, 2020; July 4, 2020; October 30, 2021; December 15, 2020 and February 13, 2021	NIL
46	Edelweiss Broking Limited	Purchases of securities from	One Time	47.75	February 13, 2020; July 4, 2020; October 30, 2021; December 15, 2020 and February 13, 2021	NIL
47	Edelweiss Tokio Life Insurance Company Limited	Purchases of securities from	One Time	114.17	February 13, 2020; July 4, 2020; October 30, 2021; December 15, 2020 and February 13, 2021	NIL
48	Edelweiss Finvest Private Limited	Purchases of securities from	One Time	460.04	February 13, 2020; July 4, 2020; October 30, 2021; December 15, 2020 and February 13, 2021	NIL
49	Edelweiss General Insurance Company	Purchases of securities from	One Time	98.54	February 13, 2020; July 4, 2020; October 30, 2021;	NIL

	Limited				December 15, 2020 and February 13, 2021	
50	Edelweiss Retail Finance Limited	Purchases of securities from	One Time	102.02	February 13, 2020; July 4, 2020; October 30, 2021; December 15, 2020 and February 13, 2021	NIL
53	Edelweiss Housing Finance Limited	Purchases of securities from	One Time	2,144.87	February 13, 2020; July 4, 2020; October 30, 2021; December 15, 2020 and February 13, 2021	NIL
54	Edelweiss Rural and Corporate Services Limited	Sale / subscription* of securities	One Time	212.24	February 13, 2020; July 4, 2020; October 30, 2021; December 15, 2020 and February 13, 2021	NIL
55	Edelweiss Finance and Investments Limited	Sale / subscription* of securities	One Time	4,012.67	February 13, 2020; July 4, 2020; October 30, 2021; December 15, 2020 and February 13, 2021	NIL
56	Edelweiss Securities Limited	Sale / subscription* of securities	One Time	839.71	February 13, 2020; July 4, 2020; October 30, 2021; December 15, 2020 and February 13, 2021	NIL
57	Edelweiss Broking Limited	Sale / subscription* of securities	One Time	280.62	February 13, 2020; July 4, 2020; October 30, 2021; December 15, 2020 and February 13, 2021	NIL
58	Edelweiss Tokio Life Insurance Company Limited	Sale / subscription* of securities	One Time	98.56	February 13, 2020; July 4, 2020; October 30, 2021; December 15, 2020 and February 13, 2021	NIL

61	Edelweiss Securities And Investments Private Limited (Magnolia)	Sale / subscription* of securities	One Time	529.19	February 13, 2020; July 4, 2020; October 30, 2021; December 15, 2020 and February 13, 2021	NIL
62	Edelweiss Retail Finance Limited	Sale / subscription* of securities	One Time	36.77	February 13, 2020; July 4, 2020; October 30, 2021; December 15, 2020 and February 13, 2021	NIL
63	Edelweiss Housing Finance Limited	Sale / subscription* of securities	One Time	83.64	February 13, 2020; July 4, 2020; October 30, 2021; December 15, 2020 and February 13, 2021	NIL
64	Edelweiss Securities Limited	Margin placed with	One Year	96,350.12	February 13, 2020; July 4, 2020; October 30, 2021; December 15, 2020 and February 13, 2021	NIL
65	Edelweiss Custodial Services Limited	Margin placed with	One Year	59,842.29	February 13, 2020; July 4, 2020; October 30, 2021; December 15, 2020 and February 13, 2021	NIL
67	Edelweiss Securities Limited	Margin refund received from	One Year	96,579.12	February 13, 2020; July 4, 2020; October 30, 2021; December 15, 2020 and February 13, 2021	NIL
68	Edelweiss Custodial Services Limited	Margin refund received from	One Year	59,797.09	February 13, 2020; July 4, 2020; October 30, 2021; December 15, 2020 and February 13, 2021	NIL
72	Edelweiss Securities Limited	Amount paid to broker for trading in cash segment	One Year	1,01,875.25	February 13, 2020; July 4, 2020; October 30, 2021;	NIL

					December 15, 2020 and February 13, 2021	
73	Edelweiss Securities Limited	Amount received from broker for trading in cash segment	One Year	1,01,083.41	February 13, 2020; July 4, 2020; October 30, 2021; December 15, 2020 and February 13, 2021	NIL
74	Edelweiss Housing Finance Limited	Assignment of loan book from	One Time	1,937.86	February 13, 2020; July 4, 2020; October 30, 2021; December 15, 2020 and February 13, 2021	NIL
75	Edelweiss Retail Finance Limited	Assignment of loan book from	One Time	1,784.69	February 13, 2020; July 4, 2020; October 30, 2021; December 15, 2020 and February 13, 2021	NIL
80	Edelweiss Securities And Investments Private Limited (Magnolia)	Sale of securities receipts to	One Time	60.00	February 13, 2020; July 4, 2020; October 30, 2021; December 15, 2020 and February 13, 2021	NIL
90	Edelweiss Asset Reconstruction Company Limited - SC 406	Sale of loans to EARC Trust	One Time	790.00	February 13, 2020; July 4, 2020; October 30, 2021; December 15, 2020 and February 13, 2021	NIL
91	Edelweiss Asset Reconstruction Company Limited - SC 412	Sale of loans to EARC Trust	One Time	4.10	February 13, 2020; July 4, 2020; October 30, 2021; December 15, 2020 and February 13, 2021	NIL
94	Edelweiss Alternative Asset Advisors Limited	Commission and brokerage received from	One Year	98.53	February 13, 2020; July 4, 2020; October 30, 2021; December 15, 2020 and February 13, 2021	NIL

95	Edelweiss Rural and Corporate Services Limited	Commission and brokerage received from	One Year	0.04	February 13, 2020; July 4, 2020; October 30, 2021; December 15, 2020 and February 13, 2021	NIL
96	Edelweiss Financial Services Limited	Cost reimbursement received from	One Year	1,869.27	February 13, 2020; July 4, 2020; October 30, 2021; December 15, 2020 and February 13, 2021	NIL
97	Edelweiss General Insurance Company Limited	Cost reimbursement received from	One Year	0.02	February 13, 2020; July 4, 2020; October 30, 2021; December 15, 2020 and February 13, 2021	NIL
98	Edelweiss Retail Finance Limited	Cost reimbursement received from	One Year	1.59	February 13, 2020; July 4, 2020; October 30, 2021; December 15, 2020 and February 13, 2021	NIL
99	Edelweiss Housing Finance Limited	Cost reimbursement received from	One Year	3.98	February 13, 2020; July 4, 2020; October 30, 2021; December 15, 2020 and February 13, 2021	NIL
100	Edelweiss Global Wealth Management Limited	Cost reimbursement received from	One Year	0.00	February 13, 2020; July 4, 2020; October 30, 2021; December 15, 2020 and February 13, 2021	NIL
101	Edelweiss Broking Limited	Cost reimbursement received from	One Year	0.16	February 13, 2020; July 4, 2020; October 30, 2021; December 15, 2020 and February 13, 2021	NIL
102	Edelweiss Asset Management Limited	Cost reimbursement received from	One Year	0.10	February 13, 2020; July 4, 2020; October 30, 2021;	NIL

					December 15, 2020 and February 13, 2021	
103	Edelweiss Alternative Asset Advisors Limited	Cost reimbursement received from	One Year	0.00	February 13, 2020; July 4, 2020; October 30, 2021; December 15, 2020 and February 13, 2021	NIL
104	EC Commodity Limited	Cost reimbursement received from	One Year	0.00	February 13, 2020; July 4, 2020; October 30, 2021; December 15, 2020 and February 13, 2021	NIL
105	Edelweiss Custodial Services Limited	Cost reimbursement received from	One Year	0.04	February 13, 2020; July 4, 2020; October 30, 2021; December 15, 2020 and February 13, 2021	NIL
106	Edelweiss Finance and Investments Limited	Cost reimbursement received from	One Year	0.17	February 13, 2020; July 4, 2020; October 30, 2021; December 15, 2020 and February 13, 2021	NIL
107	Edelweiss Finvest Private Limited	Cost reimbursement received from	One Year	519.60	February 13, 2020; July 4, 2020; October 30, 2021; December 15, 2020 and February 13, 2021	NIL
108	Allium Finance Private Limited	Cost reimbursement received from	One Year	0.00	February 13, 2020; July 4, 2020; October 30, 2021; December 15, 2020 and February 13, 2021	NIL
109	Edel Finance Company Limited	Cost reimbursement received from	One Year	0.00	February 13, 2020; July 4, 2020; October 30, 2021; December 15, 2020 and February 13, 2021	NIL

110	Edel Investments Limited	Cost reimbursement received from	One Year	0.00	February 13, 2020; July 4, 2020; October 30, 2021; December 15, 2020 and February 13, 2021	NIL
111	Edelcap Securities Limited	Cost reimbursement received from	One Year	0.02	February 13, 2020; July 4, 2020; October 30, 2021; December 15, 2020 and February 13, 2021	NIL
112	EdelGive Foundation	Cost reimbursement received from	One Year	0.00	February 13, 2020; July 4, 2020; October 30, 2021; December 15, 2020 and February 13, 2021	NIL
113	Edelweiss Asset Reconstruction Company Limited	Cost reimbursement received from	One Year	0.01	February 13, 2020; July 4, 2020; October 30, 2021; December 15, 2020 and February 13, 2021	NIL
114	Edelweiss Comtrade Limited	Cost reimbursement received from	One Year	0.00	February 13, 2020; July 4, 2020; October 30, 2021; December 15, 2020 and February 13, 2021	NIL
115	Edelweiss Rural and Corporate Services Limited	Cost reimbursement received from	One Year	113.03	February 13, 2020; July 4, 2020; October 30, 2021; December 15, 2020 and February 13, 2021	NIL
116	Edelweiss Tokio Life Insurance Company Limited	Cost reimbursement received from	One Year	0.15	February 13, 2020; July 4, 2020; October 30, 2021; December 15, 2020 and February 13, 2021	NIL
117	Edelweiss Trusteeship Company Limited	Cost reimbursement received from	One Year	0.00	February 13, 2020; July 4, 2020; October 30, 2021;	NIL

					December 15, 2020 and February 13, 2021	
118	ECap Equities Limited	Cost reimbursement received from	One Year	0.00	February 13, 2020; July 4, 2020; October 30, 2021; December 15, 2020 and February 13, 2021	NIL
119	Edel Land Limited	Cost reimbursement received from	One Year	0.00	February 13, 2020; July 4, 2020; October 30, 2021; December 15, 2020 and February 13, 2021	NIL
120	Edelweiss Securities Limited	Cost reimbursement received from	One Year	0.06	February 13, 2020; July 4, 2020; October 30, 2021; December 15, 2020 and February 13, 2021	NIL
121	Lichen Metals Private Limited	Cost reimbursement received from	One Year	0.00	February 13, 2020; July 4, 2020; October 30, 2021; December 15, 2020 and February 13, 2021	NIL
122	Edelweiss Capital Services Limited	Cost reimbursement received from	One Year	0.00	February 13, 2020; July 4, 2020; October 30, 2021; December 15, 2020 and February 13, 2021	NIL
123	Edelweiss Gallagher Insurance Brokers Limited	Cost reimbursement received from	One Year	0.00	February 13, 2020; July 4, 2020; October 30, 2021; December 15, 2020 and February 13, 2021	NIL
125	Edelweiss Custodial Services Limited	Interest income on margin placed with brokers	One Year	32.32	February 13, 2020; July 4, 2020; October 30, 2021; December 15, 2020 and February 13, 2021	NIL

127	Edelweiss Rural and Corporate Services Limited	Interest income on Security Deposits	One Year	60.50	February 13, 2020; July 4, 2020; October 30, 2021; December 15, 2020 and February 13, 2021	NIL
128	ECap Equities Limited	Interest income on Security Deposits	One Year	12.10	February 13, 2020; July 4, 2020; October 30, 2021; December 15, 2020 and February 13, 2021	NIL
131	Edelweiss Retail Finance Limited	Interest income on loans given to	One Year	1.87	February 13, 2020; July 4, 2020; October 30, 2021; December 15, 2020 and February 13, 2021	NIL
132	Edelweiss Rural and Corporate Services Limited	Interest income on loans given to	One Year	124.69	February 13, 2020; July 4, 2020; October 30, 2021; December 15, 2020 and February 13, 2021	NIL
133	ECap Equities Limited	Interest income on loans given to	One Year	32.33	February 13, 2020; July 4, 2020; October 30, 2021; December 15, 2020 and February 13, 2021	NIL
134	Edelweiss Housing Finance Limited	Interest income on loans given to	One Year	0.50	February 13, 2020; July 4, 2020; October 30, 2021; December 15, 2020 and February 13, 2021	NIL
135	Mabella Investment Adviser LLP	Interest income on loans given to	One Year	29.37	February 13, 2020; July 4, 2020; October 30, 2021; December 15, 2020 and February 13, 2021	NIL
136	Edelweiss Housing Finance Limited	Interest received on securities	One Year	3.66	February 13, 2020; July 4, 2020; October 30, 2021;	NIL

					December 15, 2020 and February 13, 2021	
139	Edelweiss Finvest Private Limited	Interest received on securities	One Year	6.15	February 13, 2020; July 4, 2020; October 30, 2021; December 15, 2020 and February 13, 2021	NIL
140	Edelweiss Retail Finance Limited	Interest received on securities	One Year	3.17	February 13, 2020; July 4, 2020; October 30, 2021; December 15, 2020 and February 13, 2021	NIL
141	Edelweiss Alternative Asset Advisors Limited	Shared premises cost received from	One Year	3.90	February 13, 2020; July 4, 2020; October 30, 2021; December 15, 2020 and February 13, 2021	NIL
142	Edelweiss Broking Limited	Shared premises cost received from	One Year	2.43	February 13, 2020; July 4, 2020; October 30, 2021; December 15, 2020 and February 13, 2021	NIL
143	Edelweiss Asset Reconstruction Company Limited	Shared premises cost received from	One Year	0.01	February 13, 2020; July 4, 2020; October 30, 2021; December 15, 2020 and February 13, 2021	NIL
145	Edelweiss Custodial Services Limited	Shared premises cost received from	One Year	0.14	February 13, 2020; July 4, 2020; October 30, 2021; December 15, 2020 and February 13, 2021	NIL
146	Edelweiss Finance and Investments Limited	Shared premises cost received from	One Year	1.74	February 13, 2020; July 4, 2020; October 30, 2021; December 15, 2020 and February 13, 2021	NIL

147	Edelweiss Financial Services Limited	Shared premises cost received from	One Year	0.25	February 13, 2020; July 4, 2020; October 30, 2021; December 15, 2020 and February 13, 2021	NIL
148	Edelweiss Finvest Private Limited	Shared premises cost received from	One Year	0.09	February 13, 2020; July 4, 2020; October 30, 2021; December 15, 2020 and February 13, 2021	NIL
149	Edelweiss General Insurance Company Limited	Shared premises cost received from	One Year	21.13	February 13, 2020; July 4, 2020; October 30, 2021; December 15, 2020 and February 13, 2021	NIL
150	Edelweiss Global Wealth Management Limited	Shared premises cost received from	One Year	0.01	February 13, 2020; July 4, 2020; October 30, 2021; December 15, 2020 and February 13, 2021	NIL
151	Edelweiss Housing Finance Limited	Shared premises cost received from	One Year	4.36	February 13, 2020; July 4, 2020; October 30, 2021; December 15, 2020 and February 13, 2021	NIL
152	Edelweiss Tokio Life Insurance Company Limited	Shared premises cost received from	One Year	0.05	February 13, 2020; July 4, 2020; October 30, 2021; December 15, 2020 and February 13, 2021	NIL
153	Edelweiss Comtrade Limited	Shared premises cost received from	One Year	0.17	February 13, 2020; July 4, 2020; October 30, 2021; December 15, 2020 and February 13, 2021	NIL
154	Edelweiss Asset Management Limited	Shared premises cost received from	One Year	0.05	February 13, 2020; July 4, 2020; October 30, 2021;	NIL

					December 15, 2020 and February 13, 2021	
156	Edelweiss Rural and Corporate Services Limited	Interest Income on Investment	One Year	68.86	February 13, 2020; July 4, 2020; October 30, 2021; December 15, 2020 and February 13, 2021	NIL
157	Edelweiss Financial Services Limited	Advisory & Support services fees	One Year	200.00	February 13, 2020; July 4, 2020; October 30, 2021; December 15, 2020 and February 13, 2021	NIL
158	Edelweiss Securities And Investments Private Limited (Magnolia)	Advisory & Support services fees	One Year	120.00	February 13, 2020; July 4, 2020; October 30, 2021; December 15, 2020 and February 13, 2021	NIL
160	Edelweiss Housing Finance Limited	Advisory fees paid to	One Year	33.93	February 13, 2020; July 4, 2020; October 30, 2021; December 15, 2020 and February 13, 2021	NIL
161	Edelweiss Financial Services Limited	Risk and reward sharing fees paid to	One Year	50.98	February 13, 2020; July 4, 2020; October 30, 2021; December 15, 2020 and February 13, 2021	NIL
162	Edel Land Limited	Corporate guarantee support fee paid to	One Year	0.01	February 13, 2020; July 4, 2020; October 30, 2021; December 15, 2020 and February 13, 2021	NIL
163	Edelweiss Rural and Corporate Services Limited	Risk and reward sharing fees	One Year	142.49	February 13, 2020; July 4, 2020; October 30, 2021; December 15, 2020 and February 13, 2021	NIL

165	Edelweiss Custodial Services Limited	Clearing charges paid to	One Year	14.41	February 13, 2020; July 4, 2020; October 30, 2021; December 15, 2020 and February 13, 2021	NIL
166	Edelweiss Rural and Corporate Services Limited	Clearing charges paid to	One Year	1.59	February 13, 2020; July 4, 2020; October 30, 2021; December 15, 2020 and February 13, 2021	NIL
167	Edelweiss Global Wealth Management Limited	Commission and brokerage paid to	One Year	15.80	February 13, 2020; July 4, 2020; October 30, 2021; December 15, 2020 and February 13, 2021	NIL
169	Edelweiss Securities Limited	Commission and brokerage paid to	One Year	27.54	February 13, 2020; July 4, 2020; October 30, 2021; December 15, 2020 and February 13, 2021	NIL
172	Edel Investments Limited	Commission and brokerage paid to	One Year	3.85	February 13, 2020; July 4, 2020; October 30, 2021; December 15, 2020 and February 13, 2021	NIL
173	ECap Equities Limited	Cost reimbursement paid to	One Year	0.60	February 13, 2020; July 4, 2020; October 30, 2021; December 15, 2020 and February 13, 2021	NIL
174	Edelweiss Broking Limited	Cost reimbursement paid to	One Year	0.40	February 13, 2020; July 4, 2020; October 30, 2021; December 15, 2020 and February 13, 2021	NIL
175	Edelweiss Rural and Corporate Services	Cost reimbursement paid to	One Year	16.86	February 13, 2020; July 4, 2020; October 30, 2021;	NIL

	Limited				December 15, 2020 and February 13, 2021	
176	Edelweiss Financial Services Limited	Cost reimbursement paid to	One Year	17.33	February 13, 2020; July 4, 2020; October 30, 2021; December 15, 2020 and February 13, 2021	NIL
178	Edelweiss Alternative Asset Advisors Limited	Cost reimbursement paid to	One Year	3.22	February 13, 2020; July 4, 2020; October 30, 2021; December 15, 2020 and February 13, 2021	NIL
179	Edelweiss Securities Limited	Cost reimbursement paid to	One Year	3.81	February 13, 2020; July 4, 2020; October 30, 2021; December 15, 2020 and February 13, 2021	NIL
181	Edel Land Limited	Cost reimbursement paid to	One Year	0.26	February 13, 2020; July 4, 2020; October 30, 2021; December 15, 2020 and February 13, 2021	NIL
182	EdelGive Foundation	Corporate Social responsibility expenses paid to	One Year	64.56	February 13, 2020; July 4, 2020; October 30, 2021; December 15, 2020 and February 13, 2021	NIL
183	Edelweiss Rural and Corporate Services Limited	Enterprise Service charge paid to	One Year	125.88	February 13, 2020; July 4, 2020; October 30, 2021; December 15, 2020 and February 13, 2021	NIL
184	Edelweiss Financial Services Limited	Enterprise Service charge paid to	One Year	80.66	February 13, 2020; July 4, 2020; October 30, 2021; December 15, 2020 and February 13, 2021	NIL

185	Edelweiss Rural and Corporate Services Limited	Interest paid on loan	One Year	0.14	February 13, 2020; July 4, 2020; October 30, 2021; December 15, 2020 and February 13, 2021	NIL
186	Edelweiss Retail Finance Limited	Interest paid on loan	One Year	4.31	February 13, 2020; July 4, 2020; October 30, 2021; December 15, 2020 and February 13, 2021	NIL
187	Edelweiss Housing Finance Limited	Interest paid on loan	One Year	8.39	February 13, 2020; July 4, 2020; October 30, 2021; December 15, 2020 and February 13, 2021	NIL
188	Edelweiss Financial Services Limited	Interest paid on loan	One Year	1.82	February 13, 2020; July 4, 2020; October 30, 2021; December 15, 2020 and February 13, 2021	NIL
189	Edelweiss Alternative Asset Advisors Limited	Management Fees Paid to	One Year	127.99	February 13, 2020; July 4, 2020; October 30, 2021; December 15, 2020 and February 13, 2021	NIL
190	Edelweiss Rural and Corporate Services Limited	Management Fees Paid to	One Year	0.40	February 13, 2020; July 4, 2020; October 30, 2021; December 15, 2020 and February 13, 2021	NIL
192	Edelweiss Financial Services Limited	Management Fees Paid to	One Year	2.73	February 13, 2020; July 4, 2020; October 30, 2021; December 15, 2020 and February 13, 2021	NIL
193	Edelweiss Asset Reconstruction Company	Management Fees Paid to	One Year	969.37	February 13, 2020; July 4, 2020; October 30, 2021;	NIL

	Limited				December 15, 2020 and February 13, 2021	
194	Edelweiss Financial Services Limited	Rating support fees paid to	One Year	0.44	February 13, 2020; July 4, 2020; October 30, 2021; December 15, 2020 and February 13, 2021	NIL
195	Edelweiss Rural and Corporate Services Limited	Rating support fees paid to	One Year	0.91	February 13, 2020; July 4, 2020; October 30, 2021; December 15, 2020 and February 13, 2021	NIL
196	ECap Equities Limited	Shared premises cost paid to	One Year	27.98	February 13, 2020; July 4, 2020; October 30, 2021; December 15, 2020 and February 13, 2021	NIL
197	Edelweiss Rural and Corporate Services Limited	Shared premises cost paid to	One Year	46.71	February 13, 2020; July 4, 2020; October 30, 2021; December 15, 2020 and February 13, 2021	NIL
198	Edelweiss Retail Finance Limited	Shared premises cost paid to	One Year	46.60	February 13, 2020; July 4, 2020; October 30, 2021; December 15, 2020 and February 13, 2021	NIL
199	Edelweiss Securities Limited	Shared premises cost paid to	One Year	0.20	February 13, 2020; July 4, 2020; October 30, 2021; December 15, 2020 and February 13, 2021	NIL
201	ECap Equities Limited	Interest paid on bench mark linked debentures	One Year	48.64	February 13, 2020; July 4, 2020; October 30, 2021; December 15, 2020 and February 13, 2021	NIL

203	Edelweiss Rural and Corporate Services Limited	Interest expenses on non-convertible debentures	One Year	217.50	February 13, 2020; July 4, 2020; October 30, 2021; December 15, 2020 and February 13, 2021	NIL
204	Edelweiss Finance and Investments Limited	Interest expenses on non-convertible debentures	One Year	0.01	February 13, 2020; July 4, 2020; October 30, 2021; December 15, 2020 and February 13, 2021	NIL
205	Edelweiss Retail Finance Limited	Interest expenses on non-convertible debentures	One Year	22.70	February 13, 2020; July 4, 2020; October 30, 2021; December 15, 2020 and February 13, 2021	NIL
206	ECap Equities Limited	Interest expenses on non-convertible debentures	One Year	33.53	February 13, 2020; July 4, 2020; October 30, 2021; December 15, 2020 and February 13, 2021	NIL
208	Edelweiss Housing Finance Limited	Interest expenses on non-convertible debentures	One Year	18.50	February 13, 2020; July 4, 2020; October 30, 2021; December 15, 2020 and February 13, 2021	NIL
209	Edelweiss Financial Services Limited	ESOP cost reimbursement	One Year	35.07	February 13, 2020; July 4, 2020; October 30, 2021; December 15, 2020 and February 13, 2021	NIL
210	Phanindranath Kakarla	Remuneration paid to	One Year	8.51	Not applicable	NIL
213	Deepak Mittal	Remuneration paid to	One Year	11.77	With the limits prescribed in Companies act	NIL
214	Kashmira Mathew	Remuneration paid to	One Year	5.23	Not applicable	NIL

215	Archibold Serrao	Remuneration paid to	One Year	3.09	Not applicable	NIL
216	Deepak Khetan	Remuneration paid to	One Year	8.77	Not applicable	NIL
217	Sarju Simaria	Remuneration paid to	One Year	4.01	Not applicable	NIL
218	PN Venkatachalam	Sitting fees paid	One Year	0.44	With the limits prescribed in Companies act	NIL
219	Biswamohan Mahapatra	Sitting fees paid	One Year	0.44	With the limits prescribed in Companies act	NIL
220	Kunnasagaran Chinniah	Sitting fees paid	One Year	0.12	With the limits prescribed in Companies act	NIL
221	Edelweiss Securities Limited	Purchase of property, plant and equipment	One Time	0.01	February 13, 2020; July 4, 2020; October 30, 2021; December 15, 2020 and February 13, 2021	NIL
223	Edelweiss Retail Finance Limited	Purchase of property, plant and equipment	One Time	0.03	February 13, 2020; July 4, 2020; October 30, 2021; December 15, 2020 and February 13, 2021	NIL
224	Edelweiss Housing Finance Limited	Purchase of property, plant and equipment	One Time	0.03	February 13, 2020; July 4, 2020; October 30, 2021; December 15, 2020 and February 13, 2021	NIL
225	ECap Equities Limited	Purchase of property, plant and equipment	One Time	0.01	February 13, 2020; July 4, 2020; October 30, 2021; December 15, 2020 and February 13, 2021	NIL
226	Edelcap Securities Limited	Purchase of property, plant and equipment	One Time	0.11	February 13, 2020; July 4, 2020; October 30, 2021;	NIL

					December 15, 2020 and February 13, 2021	
228	Edelweiss Broking Limited	Purchase of property, plant and equipment	One Time	0.04	February 13, 2020; July 4, 2020; October 30, 2021; December 15, 2020 and February 13, 2021	NIL
230	Edelweiss Financial Services Limited	Purchase of property, plant and equipment	One Time	0.00	February 13, 2020; July 4, 2020; October 30, 2021; December 15, 2020 and February 13, 2021	NIL
236	Edelweiss Asset Reconstruction Company Limited	Purchase of property, plant and equipment	One Time	0.05	February 13, 2020; July 4, 2020; October 30, 2021; December 15, 2020 and February 13, 2021	NIL
240	Edel Investments Limited	Purchase of property, plant and equipment	One Time	0.05	February 13, 2020; July 4, 2020; October 30, 2021; December 15, 2020 and February 13, 2021	NIL
241	Edelweiss Asset Mgmt. Ltd.	Purchase of property, plant and equipment	One Time	0.00	February 13, 2020; July 4, 2020; October 30, 2021; December 15, 2020 and February 13, 2021	NIL
242	Edelweiss Finance & Investments Limited	Purchase of property, plant and equipment	One Time	0.13	February 13, 2020; July 4, 2020; October 30, 2021; December 15, 2020 and February 13, 2021	NIL
243	Edelweiss Rural & Corporate Services Limited - ECSL	Purchase of property, plant and equipment	One Time	0.38	February 13, 2020; July 4, 2020; October 30, 2021; December 15, 2020 and February 13, 2021	NIL

245	Edelweiss Alternative Asset Advisors Limited	Sale of property, plant and equipment	One Time	0.00	February 13, 2020; July 4, 2020; October 30, 2021; December 15, 2020 and February 13, 2021	NIL
246	Edelweiss Asset Reconstruction Company Limited	Sale of property, plant and equipment	One Time	0.00	February 13, 2020; July 4, 2020; October 30, 2021; December 15, 2020 and February 13, 2021	NIL
247	Edelweiss Broking Limited	Sale of property, plant and equipment	One Time	1.52	February 13, 2020; July 4, 2020; October 30, 2021; December 15, 2020 and February 13, 2021	NIL
248	Edelweiss Custodial Services Limited	Sale of property, plant and equipment	One Time	0.01	February 13, 2020; July 4, 2020; October 30, 2021; December 15, 2020 and February 13, 2021	NIL
249	Edelweiss Financial Services Limited	Sale of property, plant and equipment	One Time	0.08	February 13, 2020; July 4, 2020; October 30, 2021; December 15, 2020 and February 13, 2021	NIL
250	Edelweiss Fininvest Private Limited	Sale of property, plant and equipment	One Time	0.00	February 13, 2020; July 4, 2020; October 30, 2021; December 15, 2020 and February 13, 2021	NIL
251	Edelweiss General Insurance Company Limited	Sale of property, plant and equipment	One Time	1.24	February 13, 2020; July 4, 2020; October 30, 2021; December 15, 2020 and February 13, 2021	NIL
252	Edelweiss Housing Finance Limited	Sale of property, plant and equipment	One Time	0.01	February 13, 2020; July 4, 2020; October 30, 2021;	NIL

					December 15, 2020 and February 13, 2021	
254	Edelweiss Securities Limited	Sale of property, plant and equipment	One Time	0.17	February 13, 2020; July 4, 2020; October 30, 2021; December 15, 2020 and February 13, 2021	NIL
255	Edelcap Securities Limited	Sale of property, plant and equipment	One Time	1.56	February 13, 2020; July 4, 2020; October 30, 2021; December 15, 2020 and February 13, 2021	NIL
257	Edelweiss Gallagher Insurance Brokers Limited	Sale of property, plant and equipment	One Time	0.02	February 13, 2020; July 4, 2020; October 30, 2021; December 15, 2020 and February 13, 2021	NIL
258	Edelweiss Global Wealth Management Limited	Sale of property, plant and equipment	One Time	0.01	February 13, 2020; July 4, 2020; October 30, 2021; December 15, 2020 and February 13, 2021	NIL
259	Edelweiss Retail Finance Limited	Sale of property, plant and equipment	One Time	0.02	February 13, 2020; July 4, 2020; October 30, 2021; December 15, 2020 and February 13, 2021	NIL
260	EdelGive Foundation	Sale of property, plant and equipment	One Time	0.01	February 13, 2020; July 4, 2020; October 30, 2021; December 15, 2020 and February 13, 2021	NIL
261	Edelweiss Asset Mgmt. Ltd.	Sale of property, plant and equipment	One Time	0.01	February 13, 2020; July 4, 2020; October 30, 2021; December 15, 2020 and February 13, 2021	NIL

262	Edelweiss Finance & Investments Limited	Sale of property, plant and equipment	One Time	0.40	February 13, 2020; July 4, 2020; October 30, 2021; December 15, 2020 and February 13, 2021	NIL
263	Edelweiss Rural & Corporate Services Limited - ECSL	Sale of property, plant and equipment	One Time	0.19	February 13, 2020; July 4, 2020; October 30, 2021; December 15, 2020 and February 13, 2021	NIL
264	Edelweiss Retail Finance Limited	Sale of capital work in progress (CWIP)	One Time	24.28	February 13, 2020; July 4, 2020; October 30, 2021; December 15, 2020 and February 13, 2021	NIL
265	Edelweiss Rural and Corporate Services Limited	Interest accrued on loans given to	One Year	0.87	February 13, 2020; July 4, 2020; October 30, 2021; December 15, 2020 and February 13, 2021	NIL
266	Edelweiss Retail Finance Limited	Interest accrued on loans given to	One Year	1.73	February 13, 2020; July 4, 2020; October 30, 2021; December 15, 2020 and February 13, 2021	NIL
267	Mabella Investment Adviser LLP	Interest accrued on loans given to	One Year	1.23	February 13, 2020; July 4, 2020; October 30, 2021; December 15, 2020 and February 13, 2021	NIL
270	Edelweiss Finvest Private Limited	Interest accrued on securities	One Year	4.15	February 13, 2020; July 4, 2020; October 30, 2021; December 15, 2020 and February 13, 2021	NIL
271	Edelweiss Housing Finance Limited	Interest accrued on securities	One Year	11.29	February 13, 2020; July 4, 2020; October 30, 2021;	NIL

					December 15, 2020 and February 13, 2021	
272	Edelweiss Retail Finance Limited	Interest accrued on securities	One Year	0.07	February 13, 2020; July 4, 2020; October 30, 2021; December 15, 2020 and February 13, 2021	NIL
273	Edelweiss Rural and Corporate Services Limited	Investments in preference shares	One Year	843.38	February 13, 2020; July 4, 2020; October 30, 2021; December 15, 2020 and February 13, 2021	NIL
274	Edelweiss Custodial Services Limited	Margin money balance with	One Year	531.71	February 13, 2020; July 4, 2020; October 30, 2021; December 15, 2020 and February 13, 2021	NIL
275	Edelweiss Securities Limited	Margin money balance with	One Year	40.17	February 13, 2020; July 4, 2020; October 30, 2021; December 15, 2020 and February 13, 2021	NIL
276	Edelweiss Rural and Corporate Services Limited	Security Deposits money balance with	One Year	500.00	February 13, 2020; July 4, 2020; October 30, 2021; December 15, 2020 and February 13, 2021	NIL
277	ECap Equities Limited	Security Deposits money balance with	One Year	100.00	February 13, 2020; July 4, 2020; October 30, 2021; December 15, 2020 and February 13, 2021	NIL
279	Mabella Investment Adviser LLP	Loan given outstanding	One Year	142.21	February 13, 2020; July 4, 2020; October 30, 2021; December 15, 2020 and February 13, 2021	NIL

280	Edelweiss Housing Finance Limited	Non convertible debentures (securities held for trading)	One Time	166.82	February 13, 2020; July 4, 2020; October 30, 2021; December 15, 2020 and February 13, 2021	NIL
281	Edelweiss Finvest Private Limited	Non convertible debentures (securities held for trading)	One Time	65.65	February 13, 2020; July 4, 2020; October 30, 2021; December 15, 2020 and February 13, 2021	NIL
282	Edelweiss Retail Finance Limited	Non convertible debentures (securities held for trading)	One Time	16.03	February 13, 2020; July 4, 2020; October 30, 2021; December 15, 2020 and February 13, 2021	NIL
283	Edelweiss Securities And Investments Private Limited (Magnolia)	Trade receivables	One Year	201.60	February 13, 2020; July 4, 2020; October 30, 2021; December 15, 2020 and February 13, 2021	NIL
286	Edelweiss Alternative Asset Advisors Limited	Trade receivables	One Year	7.48	February 13, 2020; July 4, 2020; October 30, 2021; December 15, 2020 and February 13, 2021	NIL
288	Edelweiss Finvest Private Limited	Trade receivables	One Year	13.79	February 13, 2020; July 4, 2020; October 30, 2021; December 15, 2020 and February 13, 2021	NIL
289	Edelweiss General Insurance Company Limited	Trade receivables	One Year	4.34	February 13, 2020; July 4, 2020; October 30, 2021; December 15, 2020 and February 13, 2021	NIL
290	Edelweiss Tokio Life Insurance Company	Trade receivables	One Year	0.00	February 13, 2020; July 4, 2020; October 30, 2021;	NIL

	Limited				December 15, 2020 and February 13, 2021	
291	Edelweiss Asset Management Limited	Trade receivables	One Year	0.10	February 13, 2020; July 4, 2020; October 30, 2021; December 15, 2020 and February 13, 2021	NIL
292	Edelweiss Finance and Investments Limited	Trade receivables	One Year	0.04	February 13, 2020; July 4, 2020; October 30, 2021; December 15, 2020 and February 13, 2021	NIL
295	Edelweiss Global Wealth Management Limited	Trade receivables	One Year	0.01	February 13, 2020; July 4, 2020; October 30, 2021; December 15, 2020 and February 13, 2021	NIL
296	Edelweiss Rural and Corporate Services Limited	Trade receivables	One Year	84.24	February 13, 2020; July 4, 2020; October 30, 2021; December 15, 2020 and February 13, 2021	NIL
297	Edelweiss Financial Services Limited	Trade receivables	One Year	1,576.95	February 13, 2020; July 4, 2020; October 30, 2021; December 15, 2020 and February 13, 2021	NIL
298	Edelweiss Asset Reconstruction Company Limited	Other receivables	One Year	0.00	February 13, 2020; July 4, 2020; October 30, 2021; December 15, 2020 and February 13, 2021	NIL
299	Edelweiss Broking Limited	Other receivables	One Year	0.14	February 13, 2020; July 4, 2020; October 30, 2021; December 15, 2020 and February 13, 2021	NIL

300	Edel Finance Company Limited	Other receivables	One Year	0.17	February 13, 2020; July 4, 2020; October 30, 2021; December 15, 2020 and February 13, 2021	NIL
302	Edelweiss Securities Limited	Other receivables	One Year	0.02	February 13, 2020; July 4, 2020; October 30, 2021; December 15, 2020 and February 13, 2021	NIL
303	EC Commodity Limited	Other receivables	One Year	0.00	February 13, 2020; July 4, 2020; October 30, 2021; December 15, 2020 and February 13, 2021	NIL
304	Edel Investments Limited	Other receivables	One Year	0.00	February 13, 2020; July 4, 2020; October 30, 2021; December 15, 2020 and February 13, 2021	NIL
306	Edelweiss Custodial Services Limited	Other receivables	One Year	0.00	February 13, 2020; July 4, 2020; October 30, 2021; December 15, 2020 and February 13, 2021	NIL
307	Edelweiss Finance and Investments Limited	Other receivables	One Year	0.05	February 13, 2020; July 4, 2020; October 30, 2021; December 15, 2020 and February 13, 2021	NIL
308	Edelweiss Global Wealth Management Limited	Other receivables	One Year	0.00	February 13, 2020; July 4, 2020; October 30, 2021; December 15, 2020 and February 13, 2021	NIL
309	Allium Finance Private Limited	Other receivables	One Year	0.00	February 13, 2020; July 4, 2020; October 30, 2021;	NIL

					December 15, 2020 and February 13, 2021	
310	Edel Land Limited	Other receivables	One Year	0.00	February 13, 2020; July 4, 2020; October 30, 2021; December 15, 2020 and February 13, 2021	NIL
311	Edelcap Securities Limited	Other receivables	One Year	0.01	February 13, 2020; July 4, 2020; October 30, 2021; December 15, 2020 and February 13, 2021	NIL
312	EdelGive Foundation	Other receivables	One Year	0.00	February 13, 2020; July 4, 2020; October 30, 2021; December 15, 2020 and February 13, 2021	NIL
313	Edelweiss Asset Management Limited	Other receivables	One Year	0.01	February 13, 2020; July 4, 2020; October 30, 2021; December 15, 2020 and February 13, 2021	NIL
314	Edelweiss Financial Services Limited	Other receivables	One Year	518.41	February 13, 2020; July 4, 2020; October 30, 2021; December 15, 2020 and February 13, 2021	NIL
316	Edelweiss Trusteeship Company Limited	Other receivables	One Year	0.00	February 13, 2020; July 4, 2020; October 30, 2021; December 15, 2020 and February 13, 2021	NIL
317	Edelweiss Capital Services Limited	Other receivables	One Year	0.00	February 13, 2020; July 4, 2020; October 30, 2021; December 15, 2020 and February 13, 2021	NIL

318	Edelweiss Gallagher Insurance Brokers Limited	Other receivables	One Year	0.01	February 13, 2020; July 4, 2020; October 30, 2021; December 15, 2020 and February 13, 2021	NIL
319	Edelweiss Rural and Corporate Services Limited	Non convertible debentures held by	One Time	3,150.00	February 13, 2020; July 4, 2020; October 30, 2021; December 15, 2020 and February 13, 2021	NIL
320	Edelweiss Finance and Investments Limited	Non convertible debentures held by	One Time	21.40	February 13, 2020; July 4, 2020; October 30, 2021; December 15, 2020 and February 13, 2021	NIL
321	Edelweiss Retail Finance Limited	Non convertible debentures held by	One Time	47.40	February 13, 2020; July 4, 2020; October 30, 2021; December 15, 2020 and February 13, 2021	NIL
322	ECap Equities Limited	Non convertible debentures held by	One Time	450.68	February 13, 2020; July 4, 2020; October 30, 2021; December 15, 2020 and February 13, 2021	NIL
323	Edelweiss Broking Limited	Non convertible debentures held by	One Time	4.10	February 13, 2020; July 4, 2020; October 30, 2021; December 15, 2020 and February 13, 2021	NIL
324	Edelweiss Securities And Investments Private Limited (Magnolia)	Non convertible debentures held by	One Time	0.45	February 13, 2020; July 4, 2020; October 30, 2021; December 15, 2020 and February 13, 2021	NIL
325	Edelweiss Retail Finance Limited	Interest accrued on borrowings	One Year	3.29	February 13, 2020; July 4, 2020; October 30, 2021;	NIL

					December 15, 2020 and February 13, 2021	
326	Edelweiss Financial Services Limited	Interest accrued on borrowings	One Year	1.68	February 13, 2020; July 4, 2020; October 30, 2021; December 15, 2020 and February 13, 2021	NIL
327	Edelweiss Housing Finance Limited	Interest accrued on borrowings	One Year	1.57	February 13, 2020; July 4, 2020; October 30, 2021; December 15, 2020 and February 13, 2021	NIL
328	Edelweiss Retail Finance Limited	Interest accrued but not due on non convertible debentures	One Year	1.61	February 13, 2020; July 4, 2020; October 30, 2021; December 15, 2020 and February 13, 2021	NIL
329	Edelweiss Finance and Investments Limited	Interest accrued but not due on non convertible debentures	One Year	0.00	February 13, 2020; July 4, 2020; October 30, 2021; December 15, 2020 and February 13, 2021	NIL
330	Edelweiss Rural and Corporate Services Limited	Interest accrued but not due on non convertible debentures	One Year	249.96	February 13, 2020; July 4, 2020; October 30, 2021; December 15, 2020 and February 13, 2021	NIL
337	Edelweiss Retail Finance Limited	Short term borrowings	One Year	2,000.00	February 13, 2020; July 4, 2020; October 30, 2021; December 15, 2020 and February 13, 2021	NIL
338	Edelweiss Housing Finance Limited	Short term borrowings	One Year	1,000.00	February 13, 2020; July 4, 2020; October 30, 2021; December 15, 2020 and February 13, 2021	NIL

339	Edelweiss Financial Services Limited	Short term borrowings	One Year	3,800.00	February 13, 2020; July 4, 2020; October 30, 2021; December 15, 2020 and February 13, 2021	NIL
340	ECap Equities Limited	Trade payables	One Year	1.57	February 13, 2020; July 4, 2020; October 30, 2021; December 15, 2020 and February 13, 2021	NIL
342	Edelweiss Alternative Asset Advisors Limited	Trade payables	One Year	17.50	February 13, 2020; July 4, 2020; October 30, 2021; December 15, 2020 and February 13, 2021	NIL
347	Edelweiss Housing Finance Limited	Trade payables	One Year	1.84	February 13, 2020; July 4, 2020; October 30, 2021; December 15, 2020 and February 13, 2021	NIL
348	Edelweiss Retail Finance Limited	Trade payables	One Year	0.98	February 13, 2020; July 4, 2020; October 30, 2021; December 15, 2020 and February 13, 2021	NIL
349	Edelweiss Securities Limited	Trade payables	One Year	0.94	February 13, 2020; July 4, 2020; October 30, 2021; December 15, 2020 and February 13, 2021	NIL
351	Edelweiss Asset Reconstruction Company Limited	Trade payables	One Year	53.78	February 13, 2020; July 4, 2020; October 30, 2021; December 15, 2020 and February 13, 2021	NIL
353	Edelweiss Broking Limited	Trade payables	One Year	0.04	February 13, 2020; July 4, 2020; October 30, 2021;	NIL

					December 15, 2020 and February 13, 2021	
354	Edelweiss Investment Advisors Limited	Trade payables	One Year	0.00	February 13, 2020; July 4, 2020; October 30, 2021; December 15, 2020 and February 13, 2021	NIL
356	EdelGive Foundation	Trade payables	One Year	0.00	February 13, 2020; July 4, 2020; October 30, 2021; December 15, 2020 and February 13, 2021	NIL
357	Edel Land Limited	Trade payables	One Year	0.01	February 13, 2020; July 4, 2020; October 30, 2021; December 15, 2020 and February 13, 2021	NIL
358	ECap Equities Limited	Other Payables	One Year	0.23	February 13, 2020; July 4, 2020; October 30, 2021; December 15, 2020 and February 13, 2021	NIL
359	Edelweiss Alternative Asset Advisors Limited	Other Payables	One Year	6.80	February 13, 2020; July 4, 2020; October 30, 2021; December 15, 2020 and February 13, 2021	NIL
360	Edelweiss Asset Management Limited	Other Payables	One Year	0.01	February 13, 2020; July 4, 2020; October 30, 2021; December 15, 2020 and February 13, 2021	NIL
361	Edelweiss Asset Reconstruction Company Limited	Other Payables	One Year	0.14	February 13, 2020; July 4, 2020; October 30, 2021; December 15, 2020 and February 13, 2021	NIL

362	Edelweiss Broking Limited	Other Payables	One Year	0.01	February 13, 2020; July 4, 2020; October 30, 2021; December 15, 2020 and February 13, 2021	NIL
363	Edelweiss Custodial Services Limited	Other Payables	One Year	1.23	February 13, 2020; July 4, 2020; October 30, 2021; December 15, 2020 and February 13, 2021	NIL
364	Edelweiss Finance and Investments Limited	Other Payables	One Year	8.45	February 13, 2020; July 4, 2020; October 30, 2021; December 15, 2020 and February 13, 2021	NIL
365	Edelweiss Financial Services Limited	Other Payables	One Year	35.28	February 13, 2020; July 4, 2020; October 30, 2021; December 15, 2020 and February 13, 2021	NIL
366	Edelweiss Finvest Private Limited	Other Payables	One Year	0.33	February 13, 2020; July 4, 2020; October 30, 2021; December 15, 2020 and February 13, 2021	NIL
367	Edelweiss Global Wealth Management Limited	Other Payables	One Year	0.07	February 13, 2020; July 4, 2020; October 30, 2021; December 15, 2020 and February 13, 2021	NIL
368	Edelweiss Housing Finance Limited	Other Payables	One Year	7.12	February 13, 2020; July 4, 2020; October 30, 2021; December 15, 2020 and February 13, 2021	NIL
369	Edelweiss Retail Finance Limited	Other Payables	One Year	6.68	February 13, 2020; July 4, 2020; October 30, 2021;	NIL

					December 15, 2020 and February 13, 2021	
370	Edelweiss Rural and Corporate Services Limited	Other Payables	One Year	2.02	February 13, 2020; July 4, 2020; October 30, 2021; December 15, 2020 and February 13, 2021	NIL
371	Edelweiss Securities Limited	Other Payables	One Year	0.60	February 13, 2020; July 4, 2020; October 30, 2021; December 15, 2020 and February 13, 2021	NIL
372	Edelweiss Tokio Life Insurance Company Limited	Other Payables	One Year	0.01	February 13, 2020; July 4, 2020; October 30, 2021; December 15, 2020 and February 13, 2021	NIL
373	Edelweiss General Insurance Company Limited	Other Payables	One Year	0.04	February 13, 2020; July 4, 2020; October 30, 2021; December 15, 2020 and February 13, 2021	NIL
374	Edelweiss Financial Services Limited	Corporate guarantee taken from	One Time	3,600.00	February 13, 2020; July 4, 2020; October 30, 2021; December 15, 2020 and February 13, 2021	NIL
375	Edel Land Limited	Corporate guarantee taken from	One Time	218.75	February 13, 2020; July 4, 2020; October 30, 2021; December 15, 2020 and February 13, 2021	NIL
377	Edelweiss Financial Services Limited	Risk & rewards sharing guarantee taken from	One Time	40,455.17	February 13, 2020; July 4, 2020; October 30, 2021; December 15, 2020 and February 13, 2021	NIL

Notes -

- 1 Sr no. 1 to 264 represent transactions during FY 2020-21 and sr no. 265 to 377 represent outstanding balance as at 31st March, 2021.
- 2 As part of fund based activities, intergroup company loans and advances activities undertaken are generally in the nature of revolving demand loans. Such loans and advances, voluminous in nature, are carried on at arm's length and in the ordinary course of business. Pursuant to Ind AS 24 – Related Party Disclosures, maximum amount of loans given and repaid along with the transaction volume are disclosed above. Interest income and expenses on such loans and advances are disclosed on the basis of full amounts of such loans and advances given and repaid.

For and on behalf of the Board of Directors
ECL Finance Limited

Sd/-
Rashesh Shah
Chairman & Managing Director
DIN: 00008322

Sd/-
Deepak Mittal
Managing Director & CEO
DIN: 00010337

Mumbai
June 10, 2021

ANNEXURE VI
Disclosure pursuant to the Companies (Appointment and Remuneration of Managerial Personnel) Rules, 2014

The ratio of the remuneration of each Director to the median employee's remuneration and other details in terms of sub-section 12 of Section 197 of the Companies Act, 2013 read with Rule 5 (1) of the Companies (Appointment and Remuneration of Managerial Personnel) Rules, 2014 is as under:

Sr. No.	Disclosure Requirement	Disclosure Details		
		Directors	Title	Ratio
1.	Ratio of the remuneration of each director to the median remuneration of the employees of the Company for the financial year	Mr. Rashesh Shah	Chairman & Managing Director	-
		Mr. Deepak Mittal	Managing Director & CEO	33.24
2.	Percentage increase in remuneration of each director, Chief Financial Officer, Chief Executive Officer, Company Secretary or Manager, if any, in the financial year	Directors/KMP's	Title	% increase in
		Mr. Rashesh Shah	Chairman & Managing Director	-
		Mr. Deepak Mittal	Managing Director & CEO	-70.19%
		Mr. Archibold Serrao*	Company Secretary	-53.58%
		Mr. Sarju Simaria**	Chief Financial Officer	-63.30%
		Mr. Deepak Khetan***	Chief Financial Officer	-21.32%
		Ms. Kashmira Mathew****	Company Secretary	-
3.	Percentage increase in the median remuneration of employees in the financial year	-15.89%		



4.	Number of permanent employees on the rolls of Company at the end of the year	Employee on the rolls of Company as on 31 st Mach 2021 is 483
5.	Average percentile increase already made in the salaries of employees other than the managerial personnel in the last financial year and its comparison with the percentile increase in the managerial remuneration and justification thereof and point out if there are any exceptional Circumstances for increase in the managerial remuneration	The average increase in the remuneration for employees other than the managerial personnel is -41.2% and for managerial personnel -51.0%.
6.	Affirmations that the remuneration is as per the remuneration policy of the Company	It is affirmed that the remuneration paid is as per the Remuneration Policy of the Company.

*Appointed wef May 20, 2020 & Resigned wef October 15, 2020

**Resigned wef August 14, 2020

***Appointed wef August 14, 2020

****Appointed wef October 30, 2020

For and on behalf of the Board of Directors
ECL Finance Limited

Sd/-
Rashesh Shah
Chairman & Managing Director
DIN: 00008322

Sd/-
Deepak Mittal
Managing Director & CEO
DIN: 00010337

June 10, 2021
Mumbai

INDEPENDENT AUDITOR'S REPORT

To the Members of ECL Finance Limited

Report on the Audit of the Standalone Ind AS Financial Statements

Opinion

We have audited the accompanying Standalone Ind AS financial statements of ECL Finance Limited ("the Company"), which comprise the Balance sheet as at March 31, 2021, the Statement of Profit and Loss, including the statement of Other Comprehensive Income, the Cash Flow Statement and the Statement of Changes in Equity for the year then ended, and notes to the financial statements, including a summary of significant accounting policies and other explanatory information.

In our opinion and to the best of our information and according to the explanations given to us, the aforesaid financial statements give the information required by the Companies Act, 2013, as amended ("the Act") in the manner so required and give a true and fair view in conformity with the accounting principles generally accepted in India, of the state of affairs of the Company as at March 31, 2021, its loss including other comprehensive income, its cash flows and the changes in equity for the year ended on that date.

Basis for Opinion

We conducted our audit of the financial statements in accordance with the Standards on Auditing (SAs), as specified under section 143(10) of the Act. Our responsibilities under those Standards are further described in the 'Auditor's Responsibilities for the Audit of the Financial Statements' section of our report. We are independent of the Company in accordance with the 'Code of Ethics' issued by the Institute of Chartered Accountants of India together with the ethical requirements that are relevant to our audit of the financial statements under the provisions of the Act and the Rules thereunder, and we have fulfilled our other ethical responsibilities in accordance with these requirements and the Code of Ethics. We believe that the audit evidence we have obtained is sufficient and appropriate to provide a basis for our audit opinion on the financial statements.

Emphasis of Matter

We draw attention to Note 54.Z to the Standalone Ind AS financial statements, which describes the economic and social disruption as a result of the continuing COVID-19 pandemic of the Company's business and financial metrics including the Company's estimates of impairment of loans to customers, investments and recoverability of deferred tax assets and that such estimates may be affected by the severity and duration of the pandemic.

Our opinion is not modified in respect of this matter.

Key Audit Matters

Key audit matters are those matters that, in our professional judgment, were of most significance in our audit of the financial statements for the financial year ended March 31, 2021. These matters were addressed in the context of our audit of the financial statements as a whole, and in forming our opinion thereon, and we do not provide a separate opinion on these matters. For each matter below, our description of how our audit addressed the matter is provided in that context.

We have determined the matters described below to be the key audit matters to be communicated in our report. We have fulfilled the responsibilities described in the Auditor's responsibilities for the audit of the financial statements section of our report, including in relation to these matters. Accordingly, our audit included the performance of procedures designed to respond to our assessment of the risks of material misstatement of the financial statements. The results of our audit procedures, including the procedures



performed to address the matters below, provide the basis for our audit opinion on the accompanying financial statements.

Key audit matters	How our audit addressed the key audit matter
<p>Impairment of financial instruments (expected credit losses) (as described in Note 14 and 52.D.1 of the financial statements)</p>	
<p>Ind AS 109 requires the Company to provide for impairment of its financial assets as at the reporting date using the expected credit loss (ECL) approach. ECL involves an estimation of probability-weighted loss on financial instruments over their life, considering reasonable and supportable information about past events, current conditions, and forecasts of future economic conditions which could impact the credit quality of the Company's financial assets (loan portfolio).</p> <p>In the process, a significant degree of judgement has been applied by the management for:</p> <ul style="list-style-type: none"> • Staging of financial assets (i.e. classification in 'significant increase in credit risk' ("SICR") and 'default' categories); • Grouping of the loan portfolio under homogenous pools in order to determine probability of default on a collective basis; • Assigning internal rating grades to customers for which external rating is not available • Calibrating external ratings-linked probability of default to align with past default rates • Applying assumptions regarding the probability of various scenarios and discounting rates for different loan products • Estimation of management overlay for macro-economic factors bearing a correlation with credit quality of the loans. <p>Further, pursuant to the "Resolution Framework for COVID-19-related Stress" issued by RBI on August 6, 2020, the Company has offered a one-time restructuring ("OTR") facility to borrowers impacted by COVID-19</p>	<ul style="list-style-type: none"> • Read and assessed the Company's accounting policy for impairment of financial assets and its compliance with Ind AS 109 and the governance framework approved by the Board of Directors pursuant to Reserve Bank of India guidelines issued on March 13, 2020. • Read and assessed the Company's policy with respect to OTR and tested the implementation of such policy on a sample basis. • Tested the design and operating effectiveness of the controls for staging of loans based on their past-due status. Tested samples of performing (stage 1) loans to assess whether any loss indicators were present requiring them to be classified under stage 2 or 3. • We performed procedures to test the inputs used in the ECL computation, on a sample basis. • Tested assumptions used by the management in determining the overlay for macro-economic factors (including COVID-19 pandemic). • Assessed the additional considerations applied by the management for staging of loans as SICR or default categories in view of Company's policy on OTR. • Tested the arithmetical accuracy of computation of ECL provision performed by the Company in spreadsheets. • Assessed disclosures included in the Standalone Ind AS financial statements in respect of expected credit losses including the specific disclosures made with regards to the management's evaluation of the uncertainties arising from COVID-19 and its impact on ECL estimation.



Key audit matters	How our audit addressed the key audit matter
<p>pandemic. Such restructured loans have been classified into various stages and provided for based on management's assessment of changes in credit risk of such loans since initial recognition.</p> <p>The Company has recorded a management overlay as part of its ECL, to reflect among other things an increased risk of deterioration in macro-economic factors caused by CoVID-19 pandemic. In accordance with the guidance in Ind AS 109, the management overlay estimate takes into account reasonable and supportable information.</p> <p>In view of the high degree of management's judgement involved in estimation of ECL, accentuated by the COVID-19 pandemic, it is a key audit matter.</p>	
(a) Information technology (IT) systems and controls	
<p>The reliability and security of IT systems play a key role in the business operations and financial accounting and reporting process of the Company. Since large volume of transactions are processed daily, the IT controls are required to ensure that applications process data as expected and that changes are made in an appropriate manner. Any gaps in the IT control environment could result in a material misstatement of the financial accounting and reporting records.</p> <p>Therefore, due to the pervasive nature and complexity of the IT environment, the assessment of the general IT controls and the application controls specific to the accounting and preparation of the financial information is considered to be a key audit matter.</p>	<p>We performed the following procedures for testing IT general controls and for assessing the reliability of electronic data processing, assisted by specialized IT auditors:</p> <ul style="list-style-type: none"> • The aspects covered in the IT General Control audit were (i) User Access Management (ii) Program Change Management (iii) Other related ITGCs - to understand the design and test the operating effectiveness of such controls; • Assessed the changes that were made to the key systems during the audit period and assessing changes that have impact on financial reporting; • Tested the periodic review of access rights. We inspected requests of changes to systems for appropriate approval and authorization. • Performed tests of controls (including other compensatory controls wherever applicable) on the IT application controls and IT dependent manual controls in the system. • Tested the design and operating effectiveness of compensating controls, where deficiencies were identified and, where necessary, extended the scope of our substantive audit procedures.

Other Information

The Company's Board of Directors is responsible for the other information. The other information comprises the information included in the Directors report, but does not include the financial statements and our auditor's report thereon.

Our opinion on the financial statements does not cover the other information and we do not express any



form of assurance conclusion thereon.

In connection with our audit of the financial statements, our responsibility is to read the other information and, in doing so, consider whether such other information is materially inconsistent with the financial statements or our knowledge obtained in the audit or otherwise appears to be materially misstated. If, based on the work we have performed, we conclude that there is a material misstatement of this other information, we are required to report that fact. We have nothing to report in this regard.

Responsibilities of Management for the Financial Statements

The Company's Board of Directors is responsible for the matters stated in section 134(5) of the Act with respect to the preparation of these financial statements that give a true and fair view of the financial position, financial performance including other comprehensive income, cash flows and changes in equity of the Company in accordance with the accounting principles generally accepted in India, including the Indian Accounting Standards (Ind AS) specified under section 133 of the Act read with the Companies (Indian Accounting Standards) Rules, 2015, as amended. This responsibility also includes maintenance of adequate accounting records in accordance with the provisions of the Act for safeguarding of the assets of the Company and for preventing and detecting frauds and other irregularities; selection and application of appropriate accounting policies; making judgments and estimates that are reasonable and prudent; and the design, implementation and maintenance of adequate internal financial controls, that were operating effectively for ensuring the accuracy and completeness of the accounting records, relevant to the preparation and presentation of the financial statements that give a true and fair view and are free from material misstatement, whether due to fraud or error.

In preparing the financial statements, management is responsible for assessing the Company's ability to continue as a going concern, disclosing, as applicable, matters related to going concern and using the going concern basis of accounting unless management either intends to liquidate the Company or to cease operations, or has no realistic alternative but to do so.

Those Board of Directors are also responsible for overseeing the Company's financial reporting process.

Auditor's Responsibilities for the Audit of the Financial Statements

Our objectives are to obtain reasonable assurance about whether the financial statements as a whole are free from material misstatement, whether due to fraud or error, and to issue an auditor's report that includes our opinion. Reasonable assurance is a high level of assurance, but is not a guarantee that an audit conducted in accordance with SAs will always detect a material misstatement when it exists. Misstatements can arise from fraud or error and are considered material if, individually or in the aggregate, they could reasonably be expected to influence the economic decisions of users taken on the basis of these financial statements.

As part of an audit in accordance with SAs, we exercise professional judgment and maintain professional skepticism throughout the audit. We also:

- ▶ Identify and assess the risks of material misstatement of the financial statements, whether due to fraud or error, design and perform audit procedures responsive to those risks, and obtain audit evidence that is sufficient and appropriate to provide a basis for our opinion. The risk of not detecting a material misstatement resulting from fraud is higher than for one resulting from error, as fraud may involve collusion, forgery, intentional omissions, misrepresentations, or the override of internal control.
- ▶ Obtain an understanding of internal control relevant to the audit in order to design audit procedures that are appropriate in the circumstances. Under section 143(3)(i) of the Act, we are also responsible for expressing our opinion on whether the Company has adequate internal financial controls with reference to financial statements in place and the operating effectiveness of such controls.
- ▶ Evaluate the appropriateness of accounting policies used and the reasonableness of accounting estimates and related disclosures made by management.

Conclude on the appropriateness of management's use of the going concern basis of accounting and, based on the audit evidence obtained, whether a material uncertainty exists related to events or



conditions that may cast significant doubt on the Company's ability to continue as a going concern. If we conclude that a material uncertainty exists, we are required to draw attention in our auditor's report to the related disclosures in the financial statements or, if such disclosures are inadequate, to modify our opinion. Our conclusions are based on the audit evidence obtained up to the date of our auditor's report. However, future events or conditions may cause the Company to cease to continue as a going concern.

- ▶ Evaluate the overall presentation, structure and content of the financial statements, including the disclosures, and whether the financial statements represent the underlying transactions and events in a manner that achieves fair presentation.

We communicate with those charged with governance regarding, among other matters, the planned scope and timing of the audit and significant audit findings, including any significant deficiencies in internal control that we identify during our audit.

We also provide those charged with governance with a statement that we have complied with relevant ethical requirements regarding independence, and to communicate with them all relationships and other matters that may reasonably be thought to bear on our independence, and where applicable, related safeguards.

From the matters communicated with those charged with governance, we determine those matters that were of most significance in the audit of the financial statements for the financial year ended March 31, 2021 and are therefore the key audit matters. We describe these matters in our auditor's report unless law or regulation precludes public disclosure about the matter or when, in extremely rare circumstances, we determine that a matter should not be communicated in our report because the adverse consequences of doing so would reasonably be expected to outweigh the public interest benefits of such communication.

Report on Other Legal and Regulatory Requirements


1. As required by the Companies (Auditor's Report) Order, 2016 ("the Order"), issued by the Central Government of India in terms of sub-section (11) of section 143 of the Act, we give in the "Annexure 1" a statement on the matters specified in paragraphs 3 and 4 of the Order.
2. As required by Section 143(3) of the Act, we report that:
 - (a) We have sought and obtained all the information and explanations which to the best of our knowledge and belief were necessary for the purposes of our audit;
 - (b) In our opinion, proper books of account as required by law have been kept by the Company so far as it appears from our examination of those books;
 - (c) The Balance Sheet, the Statement of Profit and Loss including the Statement of Other Comprehensive Income, the Cash Flow Statement and Statement of Changes in Equity dealt with by this Report are in agreement with the books of account;
 - (d) In our opinion, the aforesaid financial statements comply with the Accounting Standards specified under Section 133 of the Act, read with Companies (Indian Accounting Standards) Rules, 2015, as amended;
 - (e) On the basis of the written representations received from the directors as on March 31, 2021 taken on record by the Board of Directors, none of the directors is disqualified as on March 31, 2021 from being appointed as a director in terms of Section 164 (2) of the Act;
 - (f) With respect to the adequacy of the internal financial controls with reference to these financial statements and the operating effectiveness of such controls, refer to our separate Report in "Annexure 2" to this report;
 - (g) In our opinion, the managerial remuneration for the year ended March 31, 2021 has been paid / provided by the Company to its directors in accordance with the provisions of section 197 read with Schedule V to the Act;



(h) With respect to the other matters to be included in the Auditor's Report in accordance with Rule 11 of the Companies (Audit and Auditors) Rules, 2014, as amended in our opinion and to the best of our information and according to the explanations given to us:

- i. The Company has disclosed the impact of pending litigations on its financial position in its Standalone Ind AS financial statements - Refer Note 44 to the Standalone Ind AS financial statements;
- ii. The Company has made provision, as required under the applicable law or accounting standards, for material foreseeable losses, if any, on long-term contracts including derivative contracts - Refer Note 55.C to the Standalone Ind AS financial statements;
- iii. There were no amounts which were required to be transferred to the Investor Education and Protection Fund by the Company.

For **S.R. Batliboi & Co. LLP**
Chartered Accountants
ICAI Firm Registration Number: 301003E/E300005



per **Shrawan Jalan**
Partner
Membership Number: 102102

UDIN: 21102102AAAAKT6723

Mumbai
June 10, 2021



Annexure 1 referred to in paragraph 1 under the heading "Report on other legal and regulatory requirements" of our report of even date

Re: ECL Finance Limited

- (i) (a) The Company has maintained proper records showing full particulars, including quantitative details and situation of fixed assets.
- (b) All fixed assets have not been physically verified by the management during the year but there is a regular programme of verification which, in our opinion, is reasonable having regard to the size of the Company and the nature of its assets. No material discrepancies were noticed on such verification.
- (c) According to the information and explanations given by the management, the title deeds of immovable properties included in property, plant and equipment are held in the name of the Company.
- (ii) The Company's business does not involve inventories and, accordingly, the requirements under clause 3(ii) of the Order are not applicable to the Company and hence not commented upon.
- (iii) (a) The Company has granted loans to five parties covered in the register maintained under section 189 of the Act. In our opinion and according to the information and explanations given to us, the terms and conditions of the grant of such loans are not prejudicial to the Company's interest.
- (b) The Company has granted loans to five parties covered in the register maintained under section 189 of the Companies Act, 2013. The schedule of repayment of principal and payment of interest has been stipulated for the loans granted and the repayment/receipts are regular.
- (c) There are no amounts of loans granted to companies, firms or other parties listed in the register maintained under section 189 of the Act which are overdue for more than ninety days.
- (iv) In our opinion and according to the information and explanations given to us, there are no loans, investments, guarantees, and securities given in respect of which provisions of section 185 and 186 of the Act are applicable and hence not commented upon.
- (v) The Company has not accepted any deposits within the meaning of Sections 73 to 76 of the Act and the Companies (Acceptance of Deposits) Rules, 2014 (as amended). Accordingly, the provisions of clause 3(v) of the Order are not applicable.
- (vi) To the best of our knowledge and as explained, the Central Government has not specified the maintenance of cost records under section 148(1) of the Act, for the services of the Company.
- (vii) (a) Undisputed statutory dues including provident fund, income-tax, goods and service tax, cess and other statutory dues have generally been regularly deposited with the appropriate authorities though there has been a slight delay in a few cases. As informed, the provisions of sales tax, wealth tax, value added tax, excise duty and customs duty are currently not applicable to the Company.

According to the information and explanations given to us, no undisputed amounts payable in respect of provident fund, employees' state insurance, income-tax, service tax, sales-tax, duty of custom, duty of excise, value added tax, cess and other statutory dues were outstanding, at the year end, for a period of more than six months from the date they became payable.

- (b) According to the records of the Company, the dues outstanding of income-tax, sales-tax, service tax, duty of custom, duty of excise, value added tax and cess on account of any dispute, are as follows:



Name of the Statute	Nature of dues	Amount under dispute (Rs. in millions)*	Amount paid in (Rs. in millions) *	Period to which its relates	Forum where dispute is pending
Income Tax Act, 1961	Income Tax	259.90	121.30	AY 2013-14	Income Tax Appellate Tribunal
Income Tax Act, 1961	Income Tax	80.60	40.00	AY 2014-15	The Commissioner of Income Tax (Appeals)
Income Tax Act, 1961	Income Tax	115.46	5.00	AY 2015-16	The Commissioner of Income Tax (Appeals)
Income Tax Act, 1961	Income Tax	174.73	-	AY 2016-17	The Commissioner of Income Tax (Appeals)
Income Tax Act, 1961	Income Tax	5.61	1.12	AY 2017-18	The Commissioner of Income Tax (Appeals)
Income Tax Act, 1961	Income Tax	25.88	-	AY 2019-20	The Commissioner of Income Tax (Appeals)

* Paid under protest

includes interest

- (viii) In our opinion and according to the information and explanations given by the management, the Company has not defaulted in repayment of loans or borrowings to a financial institution or bank or dues to debenture holders.
- (ix) In our opinion and according to the information and explanations given by the management, the Company has utilized the monies raised by way of debt instruments for the purposes for which they were raised.
- Further, monies raised by the Company by way of term loans were applied for the purpose for which those were raised, though idle/surplus funds which were not required for immediate utilization were gainfully invested in liquid assets payable on demand.
- (x) Based upon the audit procedures performed for the purpose of reporting the true and fair view of the Standalone Ind AS financial statements and according to the information and explanations given by the management, we report that no fraud by the Company or no material fraud on the Company by the officers and employees of the Company has been noticed or reported during the year.
- (xi) According to the information and explanations given by the management, the managerial remuneration has been paid and provided in accordance with the requisite approvals mandated by the provisions of section 197, read with Schedule V to the Act.
- (xii) In our opinion, the Company is not a nidhi company. Therefore, the provisions of clause 3(xii) of the Order are not applicable to the Company and hence not commented upon.
- (xiii) According to the information and explanations given by the management, transactions with the related parties are in compliance with section 177 and 188 of the Act where applicable and the details have been disclosed in the notes to the Standalone Ind AS financial statements, as required by the applicable accounting standards.

According to the information and explanations given to us and on an overall examination of the balance sheet, the company has not made any preferential allotment or private placement of



S.R. BATLIBOI & CO. LLP

Chartered Accountants

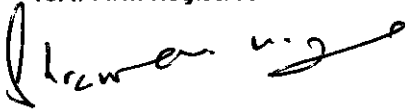
ECL Finance Limited
Independent Auditor's Report for the year ended March 31, 2021

Page 9 of 11

shares or fully or partly convertible debentures during the year under review and hence, reporting requirements under clause 3(xiv) are not applicable to the company and, not commented upon.

- (xv) According to the information and explanations given by the management, the Company has not entered into any non-cash transactions with directors or persons connected with the directors as referred to in section 192 of the Act.
- (xvi) According to the information and explanations given to us, we report that the Company has registered as required, under section 45-IA of the Reserve Bank of India Act, 1934.

For **S. R. Batliboi & Co. LLP**
Chartered Accountants
ICAI Firm Registration Number: 301003E/E300005



per **Shrawan Jalan**
Partner
Membership Number: 102102

UDIN: 21102102AAAAKT6723

Mumbai
June 10, 2021



Annexure 2 referred to in paragraph 2 (f) under the heading "Report on other legal and regulatory requirements" of our report of even date

Report on Internal Financial Controls under Clause (i) of Sub-section 3 of Section 143 of the Companies Act, 2013 (the "Act")

We have audited the internal financial controls over financial reporting of ECL Finance Limited ("the Company") as of March 31, 2021 in conjunction with our audit of the Ind AS Financial Statements of the Company for the year ended on that date.

Management's Responsibility for Internal Financial Controls

The Company's Management is responsible for establishing and maintaining internal financial controls based on the internal control over financial reporting criteria established by the Company considering the essential components of internal control stated in the Guidance Note on Audit of Internal Financial Controls Over Financial Reporting issued by the Institute of Chartered Accountants of India. These responsibilities include the design, implementation and maintenance of adequate internal financial controls that were operating effectively for ensuring the orderly and efficient conduct of its business, including adherence to the Company's policies, the safeguarding of its assets, the prevention and detection of frauds and errors, the accuracy and completeness of the accounting records, and the timely preparation of reliable financial information, as required under the Act.

Auditor's Responsibility

Our responsibility is to express an opinion on the Company's internal financial controls over financial reporting with reference to these Ind AS Financial Statements based on our audit. We conducted our audit in accordance with the Guidance Note on Audit of Internal Financial Controls Over Financial Reporting (the "Guidance Note") and the Standards on Auditing as specified under section 143(10) of the Act, to the extent applicable to an audit of internal financial controls and, both issued by the Institute of Chartered Accountants of India. Those Standards and the Guidance Note require that we comply with ethical requirements and plan and perform the audit to obtain reasonable assurance about whether adequate internal financial controls over financial reporting with reference to these Ind AS Financial Statements was established and maintained and if such controls operated effectively in all material respects.

Our audit involves performing procedures to obtain audit evidence about the adequacy of the internal financial controls over financial reporting with reference to these Ind AS Financial Statements and their operating effectiveness. Our audit of internal financial controls over financial reporting included obtaining an understanding of internal financial controls over financial reporting with reference to these Ind AS Financial Statements, assessing the risk that a material weakness exists, and testing and evaluating the design and operating effectiveness of internal control based on the assessed risk. The procedures selected depend on the auditor's judgement, including the assessment of the risks of material misstatement of the financial statements, whether due to fraud or error.

We believe that the audit evidence we have obtained is sufficient and appropriate to provide a basis for our audit opinion on the internal financial controls over financial reporting with reference to these Ind AS Financial Statements.

Meaning of Internal Financial Controls Over Financial Reporting with Reference to these Ind AS Financial Statements

A company's internal financial control over financial reporting with reference to these Ind AS Financial Statements is a process designed to provide reasonable assurance regarding the reliability of financial reporting and the preparation of financial statements for external purposes in accordance with generally accepted accounting principles. A company's internal financial control over financial reporting with reference to these Ind AS Financial Statements includes those policies and procedures that (1) pertain to the maintenance of records that, in reasonable detail, accurately and fairly reflect the transactions and dispositions of the assets of the company; (2) provide reasonable assurance that transactions are recorded as necessary to permit preparation of financial statements in accordance with generally



accepted accounting principles, and that receipts and expenditures of the company are being made only in accordance with authorisations of management and directors of the company; and (3) provide reasonable assurance regarding prevention or timely detection of unauthorised acquisition, use, or disposition of the company's assets that could have a material effect on the financial statements.

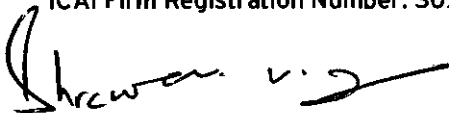
Inherent Limitations of Internal Financial Controls Over Financial Reporting with Reference to these Ind AS Financial Statements

Because of the inherent limitations of internal financial controls over financial reporting with reference to these Ind AS Financial Statements, including the possibility of collusion or improper management override of controls, material misstatements due to error or fraud may occur and not be detected. Also, projections of any evaluation of the internal financial controls over financial reporting with reference to these Ind AS Financial Statements to future periods are subject to the risk that the internal financial control over financial reporting with reference to these Ind AS Financial Statements may become inadequate because of changes in conditions, or that the degree of compliance with the policies or procedures may deteriorate.

Opinion

In our opinion, the Company has, in all material respects, adequate internal financial controls over financial reporting with reference to these Ind AS Financial Statements and such internal financial controls over financial reporting with reference to these Ind AS Financial Statements were operating effectively as at March 31, 2021, based on the internal control over financial reporting criteria established by the Company considering the essential components of internal control stated in the Guidance Note on Audit of Internal Financial Controls Over Financial Reporting issued by the Institute of Chartered Accountants of India.

For S.R. Batliboi & Co. LLP
Chartered Accountants
ICAI Firm Registration Number: 301003E/E300005



per Shrawan Jalan
Partner
Membership Number: 102102

UDIN: 21102102AAAAT6723

Mumbai
June 10, 2021



ECL Finance Limited

Balance Sheet as at March 31, 2021


(Currency: Indian rupees in million)

	Note	As at March 31, 2021	As at March 31, 2020
I. Assets			
(1) Financial assets			
(a) Cash and cash equivalents	9	17,587.16	18,128.42
(b) Bank balances other than cash and cash equivalents	10	1,961.29	7,505.14
(c) Derivative financial instruments	11	143.65	789.37
(d) Securities held for trading	12	10,514.60	13,611.35
(e) Receivables			
(i) Trade receivables	13	2,414.96	2,041.16
(f) Loans	14	81,065.41	1,28,184.40
(g) Other investments	15	55,676.11	49,747.70
(h) Other financial assets	16	7,716.24	3,181.39
		1,77,079.42	2,23,188.93
(2) Non-financial assets			
(a) Current tax assets (net)	17	3,250.62	1,779.55
(b) Deferred tax assets (net)	18	5,812.95	4,752.95
(c) Investment property	19	1,162.00	1,162.00
(d) Property, plant and equipment	20	1,069.40	1,338.65
(e) Intangible assets under development		3.76	10.60
(f) Other intangible assets	20	49.01	107.69
(g) Other non-financial assets	21	1,363.56	1,287.54
		12,711.30	10,438.98
Total assets		1,89,790.72	2,33,627.91
II. Liabilities and equity			
(1) Financial liabilities			
(a) Derivative financial instruments	11	409.01	955.35
(b) Trade payables			
(i) total outstanding dues of micro enterprises and small enterprises		-	-
(ii) total outstanding dues of creditors other than micro enterprises and small enterprises	22	711.75	1,503.41
(c) Debt securities	23	70,781.61	88,633.71
(d) Borrowings (other than debt securities)	24	73,772.94	93,177.45
(e) Subordinated liabilities	25	15,007.22	19,789.28
(f) Other financial liabilities	26	4,059.48	4,222.25
		1,64,742.01	2,08,281.45
(2) Non-financial liabilities			
(a) Current tax liabilities (net)	27	-	192.61
(b) Provisions	28	6.54	24.61
(c) Other non-financial liabilities	29	218.87	345.63
		225.41	562.85
(3) Equity			
(a) Equity share capital	30	2,138.27	2,138.27
(b) Other equity	31	22,685.03	22,645.34
		24,823.30	24,783.61
Total liabilities and equity		1,89,790.72	2,33,627.91

The accompanying notes are an integral part of the financial statements
As per our report of even date attached.

For S. R. Batliboi & Co. LLP
Chartered Accountants

ICAI Firms Registration Number: 301003E/E300005



per Shrawan Jalan
Partner
Membership No: 102102

Mumbai June 10, 2021



1 to 56.

For and on behalf of the Board of Directors




Deepak Mittal
Managing Director & CEO
DIN : 00010337



Vidya Shah
Non Executive Director
DIN : 00274831



Phanindranath Kakarla
Chief Financial Officer



Kashmira Mathew
Company Secretary
Membership No: ACS-11833

Mumbai June 10, 2021

ECL Finance Limited

Statement of Profit and Loss for the year ended March 31, 2021

(Currency: Indian rupees in million)

	Note	For the year ended March 31, 2021	For the year ended March 31, 2020
Revenue from operations			
Interest income	32	17,511.38	33,730.38
Dividend income	33	23.36	1,467.03
Fee and commission income	34	849.94	1,369.00
Net profit/(loss) on fair value changes	35	1,527.87	(418.34)
Other income	36	207.89	28.46
Total Revenue		20,120.44	36,176.53
Expenses			
Finance costs	37	16,860.69	24,265.45
Net loss on derecognition of financial instruments	38	3,724.22	12,101.74
Impairment on financial instruments	39	(4,179.44)	11,252.98
Employee benefits expense	40	1,012.64	1,736.20
Depreciation, amortisation and impairment	20	201.15	200.60
Other expenses	41	4,102.25	4,294.79
Total expenses		21,721.51	53,851.76
Profit/(Loss) before tax		(1,601.07)	(17,675.23)
Tax expenses			
Current tax	42	-	-
Deferred tax (credit)		(1,065.83)	(3,413.25)
Short/(Excess) tax for earlier years		(557.59)	(117.39)
Profit/(Loss) for the year		22.35	(14,144.59)
Other comprehensive income			
(a) Items that will not be reclassified to profit or loss			
Remeasurement loss on defined benefit plans (OCI)		23.17	(0.55)
Deferred tax (charge) / benefit - OCI		(5.83)	(0.36)
Total		17.34	(0.91)
(b) Items that will be reclassified to profit or loss			
Revaluation of buildings		-	611.28
Deferred tax (charge) / benefit - OCI		-	(153.85)
Total		-	457.43
Other comprehensive income		17.34	456.52
Total comprehensive (loss) / income		39.69	(13,688.07)
Earnings per equity share			
(Face value of ₹ 1 each):	43		
Basic (INR)		0.01	(6.61)
Diluted (INR)		0.01	(6.61)

The accompanying notes are an integral part of the financial statements
As per our report of even date attached.

1 to 56.

For S. R. Batliboi & Co. LLP

Chartered Accountants

ICAI Firms Registration Number: 301003E/E300005

Shrawan Jalan

per Shrawan Jalan
Partner
Membership No: 102102



Mumbai June 10, 2021

For and on behalf of the Board of Directors

Deepak Mittal

Deepak Mittal
Managing Director & CEO
DIN : 00010337

Vidya Shah

Vidya Shah
Non Executive Director
DIN : 00274831

Phanindranath Kakarla

Phanindranath Kakarla
Chief Financial Officer

K. J. Mathew

Kashmira Mathew
Company Secretary
Membership No: ACS-11833

Mumbai June 10, 2021

ECL Finance Limited

Statement of Cash flows for the year ended March 31, 2021

(Currency: Indian rupees in million)

	For the year ended March 31, 2021	For the year ended March 31, 2020
A. Operating activities		
(Loss) / Profit before tax	(1,601.07)	(17,675.23)
Adjustments to reconcile profit before tax to net cash flows:		
Depreciation and amortisation	201.15	200.60
Impairment of financial assets (net)	(3,457.00)	10,500.97
Profit on termination of lease	(20.23)	-
Fair value of financial instruments (net)	(1,920.55)	2,700.74
Expense on employee stock option scheme (ESOP)	7.44	46.66
(Profit)/Loss on sale of property, plant and equipment	7.59	(2.15)
Interest on lease liabilities	16.79	28.85
Operating cash flow before working capital changes:	(6,765.88)	(4,199.56)
Adjustment for:		
Decrease / (increase) in loans	51,680.99	1,02,190.18
(Increase) / decrease in trade receivables	(360.80)	(1,340.69)
Decrease in securities held for trading	3,330.83	3,032.05
(Increase) in other investments	(7,046.41)	(43,457.13)
(Increase) / decrease in other financial assets	1,601.19	(8,867.75)
(Increase) in other non financial assets	(76.02)	(856.13)
(Decrease) / Increase in trade payables	(799.10)	(1,956.56)
(Decrease) / Increase in other financial liability	(2,545.07)	1,818.46
Increase / (Decrease) in non financial liabilities and provisions	(121.66)	127.91
	38,898.07	46,490.78
Income taxes paid (net)	(1,106.09)	(1,337.13)
Net cash generated from operating activities -A	37,791.98	45,153.65
B. Investing activities		
Purchase of property, plant and equipment and intangible assets	(8.61)	(124.78)
Purchase of investment property	-	(344.72)
Decrease/(Increase) in capital work-in-progress and intangibles under development	6.84	56.92
Proceeds from sale of property, plant and equipment and intangible assets	13.56	6.13
Net cash generated from/ (used) in investing activities -B	11.79	(406.45)
C. Cash flow from financing activities		
Proceeds from issuance of share capital (including securities premium)	-	0.03
(Decrease) in debt securities (Refer note 1)	(14,430.92)	(6,961.62)
(Decrease) in borrowings other than debt securities (Refer note 1)	(19,213.02)	(20,080.91)
(Decrease) in subordinate debt (Refer note 1)	(4,627.66)	(471.31)
Repayment of lease obligations	(73.43)	(90.37)
Net cash (used) in financing activities - C	(38,345.03)	(27,604.18)
Net increase / (decrease) in cash and cash equivalents (A+B+C)	(541.26)	17,143.02
Cash and cash equivalent as at the beginning of the year	18,128.42	985.40
Cash and cash equivalent as at the end of the year	17,587.16	18,128.42



ECL Finance Limited

Statement of Cash flows for the year ended March 31, 2021

(Currency: Indian rupees in million)

	For the year ended March 31, 2021	For the year ended March 31, 2020
Operational cash flows from interest and dividends		
Interest paid	18,674.76	23,090.50
Interest received	22,619.15	34,306.47
Dividend received	23.36	1,467.03

Notes:

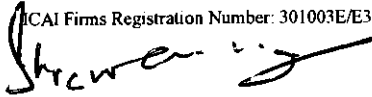
1. Receipts and payments for transaction in which the turnover is quick, the amounts are large, and the maturities are short are presented on net basis in accordance with Ind AS-7 Statement of Cash Flows
2. Cash flow statement has been prepared under indirect method as set out in Ind AS 7 prescribed under the Companies (Indian Accounting Standards) Rules, 2015 under the Companies Act, 2013
3. For disclosure relating to changes in liabilities arising from financing activities refer note 47

As per our report of even date attached.

For S. R. Batliboi & Co. LLP

Chartered Accountants

ICAI Firms Registration Number: 301003E/E300005



per Shrawan Jalan

Partner

Membership No: 102102




Mumbai June 10, 2021

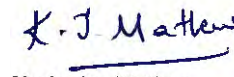
For and on behalf of the Board of Directors


Deepak Mittal
Managing Director & CEO
DIN : 00010337


Phanindranath Kakarla
Chief Financial Officer

Mumbai June 10, 2021


Vidya Shah
Non Executive Director
DIN : 00274831


Kashmira Mathew
Company Secretary
Membership No: ACS-11833

ECL Finance Limited

Statement of Changes in Equity for the year ended March 31, 2021

(Currency: Indian rupees in million)

A. Equity share capital

	For the year ended March 31, 2021			For the year ended March 31, 2020		
	Outstanding as on April 1, 2020	Issued during the year	Outstanding as on March 31, 2021	Outstanding as on April 1, 2019	Issued during the year	Outstanding as on March 31, 2020
Issued, subscribed and paid up* (Equity shares of Rs. 1 each, fully paid-up)	2,138.27	-	2,138.27	2,138.27	0*	2,138.27

1000* fully paid-up equity shares of ₹ 1 each issued to CDPQ Private Equity Asia Pte Limited.

B. Other Equity

	Securities premium	Retained earnings	Statutory reserve	Debenture redemption reserve	Deemed capital contribution -equity	Revaluation Reserve	Total attributable to equity holders
Balance as at 1st April 2019	11,879.93	15,474.12	5,024.31	3,837.87	140.02	-	36,356.25
(Loss) for the year	-	(14,144.59)	-	-	-	-	(14,144.59)
Other comprehensive income	-	(0.91)	-	-	-	457.43	456.52
Impact of Lease accounting <i>(refer note 11 C)</i>	-	(22.87)	-	-	-	-	(22.87)
Total comprehensive income	11,879.93	1,305.75	5,024.31	3,837.87	140.02	457.43	22,645.31
Securities premium on shares issued during the year	0.03	-	-	-	-	-	0.03
Transferred to statutory reserve	-	-	-	-	-	-	-
Balance transferred to debenture redemption reserve	-	-	-	-	-	-	-
Balance as at March 31, 2020	11,879.96	1,305.75	5,024.31	3,837.87	140.02	457.43	22,645.34
Profit for the year	-	22.35	-	-	-	-	22.35
Other comprehensive income	-	17.34	-	-	-	-	17.34
Transfer from revaluation reserve	-	33.84	-	-	-	(33.84)	-
Transfer to statutory reserve	-	(4.47)	4.47	-	-	-	-
Transfer from redemption reserve reserve	-	1,101.48	-	(1,101.48)	-	-	-
Total comprehensive income	11,879.96	2,476.29	5,028.78	2,736.39	140.02	423.59	22,685.03
Securities premium on shares issued during the year	-	-	-	-	-	-	-
Balance as at March 31, 2021	11,879.96	2,476.29	5,028.78	2,736.39	140.02	423.59	22,685.03

As per our report of even date attached.

For S. R. Batliboi & Co. LLP

Chartered Accountants

CAI Firms Registration Number: 301003E/E300005

Shrawan

per Shrawan Jalan
Partner
Membership No: 102102

Mumbai June 10, 2021



For and on behalf of the Board of Directors

Deepak Mittal

Deepak Mittal
Managing Director & CEO
DIN : 00010337

Phanindranath Kakarla

Phanindranath Kakarla
Chief Financial Officer

Mumbai June 10, 2021

Vidya Shah

Vidya Shah
Non Executive Director
DIN : 00274831

Kashmira Mathew

Kashmira Mathew
Company Secretary
Membership No. ACS-11833

1. Corporate information:

ECL Finance Limited ('the Company') a public limited company domiciled and incorporated under the provisions of the Companies Act applicable in India is subsidiary of Edelweiss Financial services Limited. The Company was incorporated on July 18, 2005 and is registered with the Reserve Bank of India ('RBI') as a Systemically Important Non-Deposit taking Non-Banking Financial Company (NBFC-ND-SI).

The Company's primary business is advancing loans and financing. The Company focuses on credit business, a mix of diversified and scalable verticals like retail credit, corporate credit and distressed credit. It offers home finance, retail construction finance, loan against property, SME finance agri & rural finance and loan against securities under retail credit and structured collateralised credits to corporates, real estate finance to developers under corporate credit.

2. Basis of preparation:

The financial statements of the Company have been prepared in accordance with Indian Accounting Standards (Ind AS) notified under the Companies (Indian Accounting Standards) Rules, 2015 (as amended from time to time).

These financial statements have been prepared on a historical cost basis, except for certain financial instruments such as, derivative financial instruments, Investment property, and other financial instruments held for trading, which have been measured at fair value. The financial statements are presented in Indian Rupees (INR) and all values are rounded to the nearest million, except when otherwise indicated.

3. Presentation of financial statements:

The Company presents its balance sheet in order of liquidity in compliance with the Division III of the Schedule III to the Companies Act, 2013. An analysis regarding recovery or settlement within 12 months after the reporting date (current) and more than 12 months after the reporting date (non-current) is presented in "Note 48-Maturity Analysis of assets and liabilities".

Financial assets and financial liabilities are generally reported gross in the balance sheet. They are only offset and reported net when, in addition to having an unconditional legally enforceable right to offset the recognised amounts without being contingent on a future event, the parties also intend to settle on a net basis in all of the following circumstances:

- The normal course of business
- The event of default
- The event of insolvency or bankruptcy of the Company and or its counterparties

Derivative assets and liabilities with master netting arrangements (e.g. ISDAs) are only presented net when they satisfy the eligibility of netting for all of the above criteria and not just in the event of default.

4. Significant accounting policies

4.1 Recognition of revenue:

4.1.1 Effective interest rate (EIR):

Under Ind AS 109 interest income is recorded using the effective interest rate (EIR) method for all financial instruments measured at amortised cost and debt instrument measured at FVTOCI. The EIR is the rate that exactly discounts estimated future cash flows through the expected life of the financial instrument or, when appropriate a shorter period to the gross carrying amount of financial instrument.

The EIR is calculated by considering any discount or premium on acquisition, fees and costs that are an integral part of the EIR. The Company recognises interest income using a rate of return that represents the best estimate of a constant rate of return over the expected life of the financial asset. Hence, it recognises the effect of potentially different interest rates charged at various



Notes to the financial statement for the year ended March 31, 2021

stages, and other characteristics of the product life cycle including prepayments penalty interest and charges.

If expectations regarding the cash flows on the financial asset are revised for reasons other than credit risk, the adjustment is booked as a positive or negative adjustment to the carrying amount of the asset in the balance sheet with an increase or reduction in interest income.

4.1.2 Interest income:

The Company calculates interest income by applying the EIR to the gross carrying amount of financial assets other than credit-impaired assets.

When a financial asset becomes credit-impaired and is, therefore, regarded as 'Stage 3', the Company calculates interest income by applying the EIR to the amortised cost (net of expected credit loss) of the financial asset. If the financial assets cures and is no longer credit-impaired, the Company reverts to calculating interest income on a gross basis.

4.1.3 Dividend income:

The Company recognised Dividend income when the Company's right to receive the payment has been established, it is probable that the economic benefits associated with the dividend will flow to the Company and the amount of the dividend can be measured reliably.

4.1.4 Revenue from contracts with customers:

Revenue is measured at transaction price i.e. the amount of consideration to which the Company expects to be entitled in exchange for transferring promised goods or services to the customer, excluding amounts collected on behalf of third parties. The Company consider the terms of the contracts and its customary business practices to determine the transaction price. Where the consideration promised is variable, the Company excludes the estimates of variable consideration that are constrained.

The Company recognises fee income including advisory and syndication fees at a point in time in accordance with the terms and contracts entered between the Company and the counterparty.

4.2 Financial instruments:

4.2.1 Date of recognition:

Financial Assets and liabilities with exception of loans and borrowings are initially recognised on the trade date, i.e. the date the Company becomes a party to the contractual provisions of the instrument. This includes regular way trades: purchases or sales of financial assets that require delivery of assets within the time frame generally established by regulation or convention in the marketplace. Loans are recognised when funds are transferred to the customers' account. The Company recognises borrowings when funds are available for utilisation to the Company.

4.2.2 Initial measurement of financial instruments:

Financial assets and financial liabilities are initially measured at fair value. Transaction costs that are directly attributable to the acquisition or issue of financial assets and financial liabilities (other than financial assets and financial liabilities at fair value through profit or loss) are added to or deducted from the fair value of the financial assets or financial liabilities, as appropriate, on initial recognition. Transaction costs directly attributable to the acquisition of financial assets or financial liabilities at fair value through profit or loss are recognised immediately in profit or loss.

4.2.3 Day 1 profit and loss:

When the transaction price of the financial instrument differs from the fair value at origination and the fair value is based on a valuation technique using only inputs observable in market transactions, the Company recognises the difference between the transaction price and fair value in net gain on fair value changes. In those cases where fair value is based on models for which some of the inputs



Notes to the financial statement for the year ended March 31, 2021

are not observable, the difference between the transaction price and the fair value is deferred and is only recognised in profit or loss when the inputs become observable, or when the instrument is derecognised.

4.2.4 Classification & measurement categories of financial assets and liabilities:

The Company classifies all of its financial assets based on the business model for managing the assets and the asset's contractual terms, measured at either:

Financial assets carried at amortised cost (AC)

A financial asset is measured at amortised cost if it is held within a business model whose objective is to hold the asset in order to collect contractual cash flows and the contractual terms of the financial asset give rise on specified dates to cash flows that are solely payments of principal and interest on the principal amount outstanding. The changes in carrying value of financial assets is recognised in profit and loss account.

Financial assets at fair value through other comprehensive income (FVTOCI)

A financial asset is measured at FVTOCI if it is held within a business model whose objective is achieved by both collecting contractual cash flows and selling financial assets and the contractual terms of the financial asset give rise on specified dates to cash flows that are solely payments of principal and interest on the principal amount outstanding. The changes in fair value of financial assets is recognised in Other Comprehensive Income.

Financial assets at fair value through profit or loss (FVTPL)

A financial asset which is not classified in any of the above categories are measured at FVTPL. The Company measures all financial assets classified as FVTPL at fair value at each reporting ate. The changes in fair value of financial assets is recognised in Profit and loss account.

4.3 Financial assets and liabilities:

4.3.1 Amortized cost and effective interest method

The effective interest method is a method of calculating the amortised cost of a debt instrument and of allocating interest income over the relevant period.

For financial instruments other than purchased or originated credit-impaired financial assets, the effective interest rate is the rate that exactly discounts estimated future cash receipts (including all fees and points paid or received that form an integral part of the effective interest rate, transaction costs and other premiums or discounts) excluding expected credit losses, through the expected life of the debt instrument, or, where appropriate, a shorter period, to the gross carrying amount of the debt instrument on initial recognition.

The amortised cost of a financial asset is the amount at which the financial asset is measured at initial recognition minus the principal repayments, plus the cumulative amortisation using the effective interest method of any difference between that initial amount and the maturity amount, adjusted for any loss allowance. On the other hand, the gross carrying amount of a financial asset is the amortised cost of a financial asset before adjusting for any loss allowance.

4.3.2 Financial assets held for trading:

The Company classifies financial assets as held for trading when they have been purchased primarily for short-term profit making through trading activities or form part of a portfolio of financial instruments that are managed together, for which there is evidence of a recent pattern of short-term profit taking. Held-for-trading assets are recorded and measured in the balance sheet at fair value. Changes in fair value are recognised in net gain on fair value changes.



Notes to the financial statement for the year ended March 31, 2021

4.3.3 Investment in equity instruments:

The Company subsequently measures all equity investments at fair value through profit or loss, unless the management has elected to classify irrevocably some of its strategic equity investments to be measured at FVOCI, when such instruments meet the definition of Equity under Ind AS 32 Financial Instruments: Presentation and are not held for trading. Such classification is determined on an instrument-by-instrument basis.

4.3.4 Financial liabilities:

All financial liabilities are measured at amortised cost except loan commitments, financial guarantees, and derivative financial liabilities.

4.3.5 Derivative financial instruments:

The Company enters into a variety of derivative financial instruments to manage its exposure to interest rate, market risk and foreign exchange rate risks.

Derivatives are initially recognised at fair value at the date the derivative contracts are entered into and are subsequently re-measured to their fair value at the end of each reporting period. The resulting gain or loss is recognised in profit or loss.

4.3.6 Debt securities and other borrowed funds:

The Company measures debt issued and other borrowed funds at Amortised cost at each reporting date. Amortised cost is calculated by taking into account any discount or premium on issue funds, and costs that are an integral part of the EIR.

The Company issues certain non-convertible debentures, the return of which is linked to performance of specified indices over the period of the debenture. Such debentures have a component of an embedded derivative which is fair valued at a reporting date. The resultant 'net unrealised loss or gain' on the fair valuation of these embedded derivatives is recognised in the statement of profit and loss. The debt component of such debentures is measured at amortised cost using yield to maturity basis.

4.3.7 Financial assets and financial liabilities at fair value through profit or loss:

Financial assets and financial liabilities in this category are those that are not held for trading and have been either designated by management upon initial recognition or are mandatorily required to be measured at fair value under Ind AS 109. Management only designates an instrument at FVTPL upon initial recognition when one of the following criteria are met. Such designation is determined on an instrument-by-instrument basis.

- The designation eliminates, or significantly reduces, the inconsistent treatment that would otherwise arise from measuring the assets or liabilities or recognising gains or losses on them on a different basis; Or
- The liabilities are part of a group of financial liabilities, which are managed, and their performance evaluated on a fair value basis, in accordance with a documented risk management or investment strategy; Or
- The liabilities containing one or more embedded derivatives, unless they do not significantly modify the cash flows that would otherwise be required by the contract, or it is clear with little or no analysis when a similar instrument is first considered that separation of the embedded derivative(s) is prohibited.

Financial assets and financial liabilities at FVTPL are recorded in the balance sheet at fair value. Changes in fair value are recorded in profit and loss with the exception of movements in fair value of liabilities designated at FVTPL due to changes in the Company's own credit risk. Such changes in fair value are recorded in the Own credit reserve through OCI and do not get recycled to the profit or loss. Interest earned or incurred on instruments designated at FVTPL is accrued in interest



Notes to the financial statement for the year ended March 31, 2021

income or finance cost, respectively, using the EIR, taking into account any discount/premium and qualifying transaction costs being an integral part of instrument. Interest earned on assets mandatorily required to be measured at FVTPL is recorded using contractual interest rate.

4.3.8 Financial guarantee:

Financial guarantees are contract that requires the Company to make specified payments to reimburse to holder for loss that it incurs because a specified debtor fails to make payment when it is due in accordance with the terms of a debt instrument.

Financial guarantee issued or commitments to provide a loan at below market interest rate are initially measured at fair value and the initial fair value is amortised over the life of the guarantee or the commitment. Subsequently they are measured at higher of this amortised amount and the amount of loss allowance.

4.3.9 Loan commitments:

Undrawn loan commitments are commitments under which, the Company is required to provide a loan with pre-specified terms to the customer over the duration of the commitment. Undrawn loan commitments are in the scope of the ECL requirements.

4.3.10 Financial liabilities and equity instruments

Financial instruments issued by the Company are classified as either financial liabilities or as equity in accordance with the substance of the contractual arrangements and the definitions of a financial liability and an equity instrument.

An equity instrument is any contract that evidences a residual interest in the assets of an entity after deducting all of its liabilities. Equity instruments issued by the Company are recognised at the proceeds received, net of direct issue costs.

4.4 Reclassification of financial assets and liabilities

The Company does not reclassify its financial assets subsequent to their initial recognition, apart from the exceptional circumstances in which the Company acquires, disposes of, or terminates a business line. The Company didn't reclassify any of its financial assets or liabilities in current period and previous period.

4.5 Derecognition of financial Instruments:

4.5.1 Derecognition of financial asset

A financial asset (or, where applicable a part of a financial asset or a part of a group of similar financial assets) is derecognised when the rights to receive cash flows from the financial asset have expired. The Company also derecognises the financial asset if it has both transferred the financial asset and the transfer qualifies for derecognition.

The Company has transferred the financial asset if, and only if, either

- The Company has transferred the rights to receive cash flows from the financial asset or
- It retains the contractual rights to receive the cash flows of the financial asset but assumed a contractual obligation to pay the cash flows in full without material delay to third party under pass through arrangement.

Pass-through arrangements are transactions whereby the Company retains the contractual rights to receive the cash flows of a financial asset (the 'original asset'), but assumes a contractual obligation to pay those cash flows to one or more entities (the 'eventual recipients'), when all of the following conditions are met:

- The Company has no obligation to pay amounts to the eventual recipients unless it has collected equivalent amounts from the original asset, excluding short-term advances with the right to full recovery of the amount lent plus accrued interest at market rates.



Notes to the financial statement for the year ended March 31, 2021

- The Company cannot sell or pledge the original asset other than as security to the eventual recipients.

The Company has to remit any cash flows it collects on behalf of the eventual recipients without material delay. In addition, the Company is not entitled to reinvest such cash flows, except for investments in cash or cash equivalents including interest earned, during the period between the collection date and the date of required remittance to the eventual recipients.

A transfer only qualifies for derecognition if either:

- The Company has transferred substantially all the risks and rewards of the asset; or
- The Company has neither transferred nor retained substantially all the risks and rewards of the asset, but has transferred control of the asset.

The Company considers control to be transferred if and only if, the transferee has the practical ability to sell the asset in its entirety to an unrelated third party and is able to exercise that ability unilaterally and without imposing additional restrictions on the transfer.

The Company also derecognises a financial asset, when the terms and conditions have been renegotiated to the extent that, substantially, it becomes a new financial asset, with the difference recognised as a derecognition gain or loss, to the extent that an impairment loss has not already been recorded. The newly recognised financial assets are classified as Stage 1 for ECL measurement purposes, unless the new financial asset is deemed to be POCI.

If the modification does not result in cash flows that are substantially different, the modification does not result in derecognition. Based on the change in cash flows discounted at the original EIR, the Company records a modification gain or loss, to the extent that an impairment loss has not already been recorded.

4.5.2 Derecognition of financial liabilities

A financial liability is derecognised when the obligation under the liability is discharged, cancelled or expires. Where an existing financial liability is replaced by another from the same lender on substantially different terms, or the terms of an existing liability are substantially modified, such an exchange or modification is treated as a derecognition of the original liability and the recognition of a new liability. The difference between the carrying value of the original financial liability and the consideration paid, including modified contractual cash flow recognised as new financial liability, is recognised statement of profit and loss.

4.6 Impairment of financial assets:

The Company records provisions based on expected credit loss model ("ECL") on all loans, other debt financial assets measured at amortised cost together with undrawn loan commitment, in this section all referred to as "Financial instrument". Equity instruments are not subject to impairment.

ECL is a probability-weighted estimate of credit losses. A credit loss is the difference between the cash flows that are due to an entity in accordance with the contract and the cash flows that the entity expects to receive discounted at the original effective interest rate. Because ECL consider the amount and timing of payments, a credit loss arises even if the entity expects to be paid in full but later than when contractually due.

Simplified approach

The Company follows 'simplified approach' for recognition of impairment loss allowance on trade receivables. The application of simplified approach does not require the Company to track changes in credit risk. Rather, it recognises impairment loss allowance based on lifetime ECLs at each reporting date, right from its initial recognition. The Company uses a provision matrix to determine impairment loss allowance on portfolio of its receivables. The provision matrix is based on its historically observed default rates over the expected life of the receivables. However, if receivables contain a significant financing component, the



Notes to the financial statement for the year ended March 31, 2021

Company chooses as its accounting policy to measure the loss allowance by applying general approach to measure ECL.

General approach

For all other financial instruments, the Company recognises lifetime ECL when there has been a significant increase in credit risk (SICR) since initial recognition. If, on the other hand, the credit risk on the financial instrument has not increased significantly since initial recognition, the Company measures the loss allowance for that financial instrument at an amount equal to 12-month expected credit losses (12m ECL). The assessment of whether lifetime ECL should be recognised is based on significant increases in the likelihood or risk of a default occurring since initial recognition instead of an evidence of a financial asset being credit-impaired at the reporting date or an actual default occurring.

Lifetime ECL represents the expected credit losses that will result from all possible default events over the expected life of a financial instrument. In contrast, 12m ECL represents the portion of lifetime ECL that is expected to result from default events on a financial instrument that are possible within 12 months after the reporting date.

The measurement of expected credit losses is a function of the probability of default (PD), loss given default (LGD) (i.e. the magnitude of the loss if there is a default) and the exposure at default. The assessment of the probability of default and loss given default is based on historical data adjusted by forward-looking information. As for the exposure at default (EAD), for financial assets, this is represented by the assets' gross carrying amount at the reporting date; for loan commitments and financial guarantee contracts, the exposure includes the amount drawn down as at the reporting date, together with any additional amounts expected to be drawn down in the future by default date determined based on historical trend, the Company's understanding of the specific future financing needs of the debtors, and other relevant forward-looking information.

Company categories its financial assets as follows:

Stage 1 assets:

Stage 1 assets includes financial instruments that have not had a significant increase in credit risk since initial recognition or that have low credit risk at the reporting date. For these assets, 12-month ECL (resulting from default events possible within 12 months from reporting date) are recognised.

Stage 2 assets:

Stage 2 Assets includes financial instruments that have had a significant increase in credit risk since initial recognition for these assets lifetime ECL (resulting from default events possible within 12 months from reporting date) are recognised.

Stage 3 assets:

Stage 3 for Assets considered credit-impaired the Company recognises the lifetime ECL for these loans. The method is similar to that for Stage 2 assets, with the PD set at 100%.

The ongoing assessment of whether a significant increase in credit risk has occurred for working capital facilities is similar to other lending products. The interest rate used to discount the ECLs for working capital facilities is based on the average effective interest rate that is expected to be charged over the expected period of exposure to the facilities.

Company recognises an impairment gain or loss in profit or loss for all financial instruments with a corresponding adjustment to their carrying amount through a loss allowance account.

The expected credit losses on the loan commitment have been recognised together with the loss allowance for the financial asset.

The Company's product offering includes a working capital facility with a right to company to cancel and/or reduce the facilities with one day's notice. The Company does not limit its exposure to credit losses to the contractual notice period, but, instead calculates ECL over a period that reflects the Company's expectations of the customer behaviour, its likelihood of default and the Company's future risk mitigation procedures, which could include reducing or cancelling the facilities.



4.7 Collateral valuation:

To mitigate its credit risks on financial assets, the Company seeks to use collateral, where possible. The collateral comes in various forms, such as cash, securities, letters of credit /guarantees, real estate, receivables, inventories, other non-financial assets and credit enhancements such as netting agreements. Collateral, unless repossessed, is not recorded on the Company's balance sheet. However, the fair value of collateral affects the calculation of ECLs. It is generally assessed, at a minimum, at inception and re-assessed on a quarterly basis. However, some collateral, for example, securities relating to margin requirements, is valued daily.

To the extent possible, the Company uses active market data for valuing financial assets held as collateral. Other financial assets which do not have readily determinable market value are valued using models. Non-financial collateral, such as real estate, is valued based on data provided by third parties such as mortgage brokers or based on housing price indices.

4.8 Collateral repossessed:

The Company's policy is to determine whether a repossessed asset can be best used for its internal operations or should be sold. Assets determined to be useful for the internal operations are transferred to their relevant asset category at the lower of their repossessed value or the carrying value of the original secured asset. Assets for which selling is determined to be a better option are transferred to assets held for sale at their fair value (if financial assets) and fair value less cost to sell for non-financial assets at the repossession date in, line with the Company's policy.

In its normal course of business, the Company does not physically repossess properties or other assets in its retail portfolio, but engages external agents to recover funds, generally at auction, to settle outstanding debt. Any surplus funds are returned to the customers/obligors. As a result of this practice, the residential properties under legal repossession processes are not recorded on the balance sheet.

4.9 Write-offs:

Financial assets are written off either partially or in their entirety only when the Company has no reasonable expectation of recovery besides technical / policy write off as per relevant policy.

4.10 Forborne and modified loan:

The Company sometimes makes concessions or modifications to the original terms of loans as a response to the borrower's financial difficulties, rather than taking possession or to otherwise enforce collection of collateral. The Company considers a loan forborne when such concessions or modifications are provided as a result of the borrower's present or expected financial difficulties and the Company would not have agreed to them if the borrower had been financially healthy. Indicators of financial difficulties include defaults on covenants, or significant concerns raised by the Credit Risk Department. Forbearance may involve extending the payment arrangements and the agreement of new loan conditions. Once the terms have been renegotiated, any impairment is measured using the original EIR as calculated before the modification of terms. It is the Company's policy to monitor forborne loans to help ensure that future payments continue to be likely to occur. Derecognition decisions and classification between Stage 2 and Stage 3 are determined on a case-by-case basis. If these procedures identify a loss in relation to a loan, it is disclosed and managed as an impaired Stage 3 forborne asset, until it is collected or written off.

4.11 Determination of fair value:

The Company measures financial instruments, such as, derivatives at fair value at each reporting date. Fair value is the price that would be received to sell an asset or paid to transfer a liability in an orderly transaction between market participants at the measurement date. The fair value measurement is based on the presumption that the transaction to sell the asset or transfer the liability takes place either;

- In the principal market for the asset or liability, or
- In the absence of a principal market, in the most advantageous market for the asset or liability.

The principal or the most advantageous market must be accessible by the Company.



Notes to the financial statement for the year ended March 31, 2021

The fair value of an asset or a liability is measured using the assumptions that market participants would use when pricing the asset or liability, assuming that market participants act in their economic best interest. A fair value measurement of a non-financial asset takes into account a market participant's ability to generate economic benefits by using the asset in its highest and best use or by selling it to another market participant that would use the asset in its highest and best use. The Company uses valuation techniques that are appropriate in the circumstances and for which sufficient data are available to measure fair value, maximising the use of relevant observable inputs and minimising the use of unobservable inputs. In order to show how fair values have been derived, financial instruments are classified based on a hierarchy of valuation techniques, as summarised below:

Level 1 financial instruments:

Those where the inputs used in the valuation are unadjusted quoted prices from active markets for identical assets or liabilities that the Company has access to at the measurement date. The Company considers markets as active only if there are sufficient trading activities with regards to the volume and liquidity of the identical assets or liabilities and when there are binding and exercisable price quotes available on the balance sheet date.

Level 2 financial instruments:

Those where the inputs that are used for valuation and are significant, are derived from directly or indirectly observable market data available over the entire period of the instrument's life.

Level 3 financial instruments:

Those that include one or more unobservable input that is significant to the measurement as whole.

For assets and liabilities that are recognised in the financial statements on a recurring basis, the Company determines whether transfers have occurred between levels in the hierarchy by re-assessing categorization (based on the lowest level input that is significant to the fair value measurement as a whole) at the end of each reporting period. The Company periodically reviews its valuation techniques including the adopted methodologies and model calibrations.

Therefore, the Company applies various techniques to estimate the credit risk associated with its financial instruments measured at fair value, which include a portfolio-based approach that estimates the expected net exposure per counterparty over the full lifetime of the individual assets, in order to reflect the credit risk of the individual counterparties for non-collateralised financial instruments.

The Company evaluates the levelling at each reporting period on an instrument-by-instrument basis and reclassifies instruments when necessary based on the facts at the end of the reporting period.

4.12 Leases:

Company as a lessee:

The Company has applied Ind AS 116 using the partial retrospective approach.

The Company assesses at contract inception whether a contract is, or contains, a lease. That is, if the contract conveys the right to control the use of an identified asset for a period of time in exchange for consideration. The Company applies a single recognition and measurement approach for all leases, except for short-term leases and leases of low-value assets. The Company recognises lease liabilities to make lease payments and right-of-use assets representing the right to use the underlying assets.

Right of use assets:

The Company recognises right-of-use assets at the commencement date of the lease (i.e., the date the underlying asset is available for use). Right-of-use assets are measured at cost, less any accumulated depreciation and impairment losses, and adjusted for any remeasurement of lease liabilities. The cost of right-of-use assets includes the amount of lease liabilities recognised, initial direct costs incurred, and lease payments made at or before the commencement date less any lease incentives received. Right-of-use assets are depreciated on a straight-line basis over the shorter of the lease term and the estimated useful lives of the assets.



Lease liabilities

At the commencement date of the lease, the Company recognises lease liabilities measured at the present value of lease payments to be made over the lease term. The lease payments include fixed payments (including in substance fixed payments) less any lease incentives receivable, variable lease payments that depend on an index or a rate, and amounts expected to be paid under residual value guarantees. In calculating the present value of lease payments, the Company uses its incremental borrowing rate at the lease commencement date because the interest rate implicit in the lease is not readily determinable. After the commencement date, the amount of lease liabilities is increased to reflect the accretion of interest and reduced for the lease payments made. In addition, the carrying amount of lease liabilities is remeasured if there is a modification, a change in the lease term, a change in the lease payments (e.g., changes to future payments resulting from a change in an index or rate used to determine such lease payments) or a change in the assessment of an option to purchase the underlying asset.

Short term lease

The Company has elected not to recognise right of use asset and lease liabilities for short term leases of property that has lease term of 12 months or less. The Company recognises lease payment associated with these leases as an expense on a straight-line basis over lease term.

Company as lessor:

The Company's accounting policy under Ind AS 116 has not changed from the comparative period. As a lessor the Company classifies its leases as either operating or finance leases. A lease is classified as a finance lease if it transfers substantially all the risks and rewards incidental to ownership of the underlying asset, and classified as an operating lease if it does not

4.13 Earnings per share:

Basic earnings per share is computed by dividing the net profit after tax attributable to the equity shareholders for the year by the weighted average number of equity shares outstanding for the year.

Diluted earnings per share reflect the potential dilution that could occur if securities or other contracts to issue equity shares were exercised or converted during the year. Diluted earnings per share is computed by dividing the net profit after tax attributable to the equity shareholders for the year by weighted average number of equity shares considered for deriving basic earnings per share and weighted average number of equity shares that could have been issued upon conversion of all potential equity shares.

4.14 Foreign currency transaction:

The Standalone Financial Statements are presented in Indian Rupees which is also functional currency of the Company. Transactions in currencies other than Indian Rupees (i.e. foreign currencies) are recognised at the rates of exchange prevailing at the dates of the transactions. At the end of each reporting period, monetary items denominated in foreign currencies are retranslated at the rates prevailing at that date. Non-monetary items carried at fair value that are denominated in foreign currencies are retranslated at the rates prevailing at the date when the fair value was determined. Non-monetary items that are measured in terms of historical cost in a foreign currency are not retranslated.

Exchange differences on monetary items are recognised in profit or loss in the period in which they arise.

4.15 Retirement and other employee benefit:

4.15.1 Provident fund and national pension scheme:



Notes to the financial statement for the year ended March 31, 2021

The Company contributes to a recognised provident fund and national pension scheme which is a defined contribution scheme. The contributions are accounted for on an accrual basis and recognised in the statement of profit and loss.

4.15.2 Gratuity:

The Company's gratuity scheme is a defined benefit plan. The Company's net obligation in respect of the gratuity benefit scheme is calculated by estimating the amount of future benefit that the employees have earned in return for their service in the current and prior periods, that benefit is discounted to determine its present value, and the fair value of any plan assets, if any, is deducted. The present value of the obligation under such benefit plan is determined based on independent actuarial valuation using the Projected Unit Credit Method.

Re-measurement, comprising of actuarial gains and losses, the effect of the asset ceiling, excluding amounts included in net interest on the net defined benefit liability and the return on plan assets (excluding amounts included in net interest on the net defined benefit liability), are recognised immediately in the balance sheet with a corresponding debit or credit to retained earnings through OCI in the period in which they occur.

Remeasurement are not reclassified to profit or loss in subsequent periods.

4.15.3 Compensated absences:

The eligible employees of the Company are permitted to carry forward certain number of their annual leave entitlement to subsequent years, subject to a ceiling. The Company recognises the charge in the statement of profit and loss and corresponding liability on such non-vesting accumulated leave entitlement based on a valuation by an independent actuary. The cost of providing annual leave benefits is determined using the projected unit credit method.

4.15.4 Deferred bonus:

The Company has adopted a Deferred Bonus Plan under its Deferred Variable Compensation Plan. A pool of identified senior employees of the Company is entitled for benefits under this plan. Such deferred compensation will be paid in a phased manner over a future period of time. The measurement for the same has been based on actuarial assumptions and principles.

4.15.5 Share-based payment arrangements:

Equity-settled share-based payments to employees are granted by the ultimate parent Company. These are measured by reference to the fair value of the equity instruments at the grant date. These includes Stock Appreciation Rights (SARs) where the right to receive the difference between the SAR price and the market price of equity shares of the ultimate parent Company on the date of exercise, either by way of cash or issuance of equity shares of the ultimate parent Company, is at the discretion of the ultimate parent Company. These are classified as equity settled share-based transaction.

The fair value determined at the grant date of the equity-settled share-based payments is expensed over the vesting period, based on the Group's estimate of equity instruments that will eventually vest, with a corresponding increase in equity. At the end of each reporting period, the Group revises its estimate of the number of equity instruments expected to vest. The impact of the revision of the original estimates, if any, is recognised in profit or loss such that the cumulative expense reflects the revised estimate, with a corresponding adjustment to the 'ESOP reserve'. In cases where the share options granted vest in instalments over the vesting period, the Group treats each instalment as a separate grant, because each instalment has a different vesting period, and hence the fair value of each instalment differs.

4.16 Property, plant and equipment:

Property plant and equipment is stated at cost excluding the costs of day-to-day servicing, less accumulated depreciation and accumulated impairment in value. Changes in the expected useful life are accounted for by



Notes to the financial statement for the year ended March 31, 2021

changing the amortisation period or methodology, as appropriate, and treated as changes in accounting estimates.

Subsequent costs are included in the asset's carrying amount or recognized as a separate asset, as appropriate, only when it is probable that future economic benefits associated with the item will flow to the Company and the cost of the item can be measured reliably. The carrying amount of any component accounted for as a separate asset is derecognized when replaced. All other repairs and maintenance are recognized in profit or loss during the reporting period, in which they are incurred.

Depreciation is recognised so as to write off the cost of assets (other than freehold land and properties under construction) less their residual values over their useful lives. Depreciation is provided on a written down value basis from the date the asset is ready for its intended use or put to use whichever is earlier. In respect of assets sold, depreciation is provided upto the date of disposal.

As per the requirement of Schedule II of the Companies Act, 2013, the Company has evaluated the useful lives of the respective fixed assets which are as per the provisions of Part C of the Schedule II for calculating the depreciation. The estimated useful lives of the fixed assets are as follows:

Nature of assets	Estimated useful lives
Building (other than Factory Building)	60 years
Plant and Equipment	15 years
Furniture and fixtures	10 years
Vehicles	8 years
Office Equipment	5 years
Computers - Servers and networks	6 years
Computers - End user devices, such as desktops, laptops, etc.	3 years

4.17 Intangible assets:

An intangible asset is recognised only when its cost can be measured reliably, and it is probable that the expected future economic benefits that are attributable to it will flow to the Company

Intangibles such as software are amortised over a period of 3 years based on its estimated useful life..

4.18 Impairment of non-financial assets:

The Company assesses at each balance sheet date whether there is any indication that an asset may be impaired based on internal/external factors. If any such indication exists, the Company estimates the recoverable amount of the asset. If such recoverable amount of the asset or the recoverable amount of cash generating unit which the asset belongs to is less than its carrying amount, the carrying amount is reduced to its recoverable amount. The reduction is treated as an impairment loss and is recognized in the statement of profit and loss. If at the balance sheet date there is an indication that a previously assessed impairment loss no longer exists, the recoverable amount is reassessed, and the impairment is reversed subject to a maximum carrying value of the asset before impairment.

4.19 Provisions and other contingent liabilities:

Provisions are recognised when the Company has a present obligation (legal or constructive) as a result of a past event, it is probable that the Company will be required to settle the obligation, and a reliable estimate can be made of the amount of the obligation. If the effect of the time value of money is material, provisions are determined by discounting the expected future cash flows to net present value using an appropriate pre-tax discount rate that reflects current market assessments of the time value of money and, where appropriate, the risks specific to the liability.



Notes to the financial statement for the year ended March 31, 2021

A present obligation that arises from past events, where it is either not probable that an outflow of resources will be required to settle or a reliable estimate of the amount cannot be made, is disclosed as a contingent liability. Contingent liabilities are also disclosed when there is a possible obligation arising from past events, the existence of which will be confirmed only by the occurrence or non-occurrence of one or more uncertain future events not wholly within the control of the Company. Claims against the Company, where the possibility of any outflow of resources in settlement is remote, are not disclosed as contingent liabilities.

Contingent assets are not recognised in the financial statements since this may result in the recognition of income that may never be realised. However, when the realisation of income is virtually certain, then the related asset is not a contingent asset and is recognised.

4.20 Income tax expenses:

Income tax expense represents the sum of the tax currently payable and deferred tax.

4.20.1 Current tax:

The tax currently payable is based on taxable profit for the year. Taxable profit differs from 'profit before tax' as reported in the statement of profit and loss because of items of income or expense that are taxable or deductible in other years and items that are never taxable or deductible. The Company's current tax is calculated using tax rates that have been enacted or substantively enacted by the end of the reporting period.

4.20.2 Deferred tax:

Deferred tax is recognised on temporary differences between the carrying amounts of assets and liabilities in the financial statements and the corresponding tax bases used in the computation of taxable profit. Deferred tax liabilities are generally recognised for all taxable temporary differences. Deferred tax assets are generally recognised for all deductible temporary differences to the extent that it is probable that taxable profits will be available against which those deductible temporary differences can be utilised.

The carrying amount of deferred tax assets is reviewed at the end of each reporting period and reduced to the extent that it is no longer probable that sufficient taxable profits will be available to allow all or part of the asset to be recovered.

Deferred tax liabilities and assets are measured at the tax rates that are expected to apply in the period in which the liability is settled or the asset realised, based on tax rates (and tax laws) that have been enacted or substantively enacted by the end of the reporting period.

The measurement of deferred tax liabilities and assets reflects the tax consequences that would follow from the manner in which the Company expects, at the end of the reporting period, to recover or settle the carrying amount of its assets and liabilities.

4.20.3 Current and deferred tax for the year:

Current and deferred tax are recognised in profit or loss, except when they relate to items that are recognised in other comprehensive income or directly in equity, in which case, the current and deferred tax are also recognised in other comprehensive income or directly in equity respectively.

4.21 Cash and cash equivalents:

Cash and cash equivalent in the balance sheet comprise cash at banks and on hand and short-term deposits with an original maturity of three months or less.

5. Significant accounting judgements, estimates and assumptions:

In the application of the Company's accounting policies, which are described in note 4, the management is required to make judgements, estimates and assumptions about the carrying amounts of assets and liabilities that are not



Notes to the financial statement for the year ended March 31, 2021

readily apparent from other sources. The estimates and associated assumptions are based on historical experience and other factors that are considered to be relevant. Actual results may differ from these estimates.

The estimates and underlying assumptions are reviewed on an ongoing basis. Revisions to accounting estimates are recognised in the period in which the estimate is revised if the revision affects only that period, or in the period of the revision and future periods if the revision affects both current and future periods.

Critical judgements in applying accounting policies:

The following are the critical judgements, apart from those involving estimations, that the management has made in the process of applying the Company's accounting policies and that have the most significant effect on the amounts recognised in the financial statements.

5.1 Business model assessment:

Classification and measurement of financial assets depends on the results of the solely payments of principal and interest (SPPI) and the business model test. The Company determines the business model at a level that reflects how Company's of financial assets are managed together to achieve a particular business objective. This assessment includes judgement reflecting all relevant evidence including how the performance of the assets is evaluated and their performance is measured, the risks that affect the performance of the assets and how these are managed and how the managers of the assets are compensated. The Company monitors financial assets measured at amortised cost that are derecognised prior to their maturity to understand the quantum, the reason for their disposal and whether the reasons are consistent with the objective of the business for which the asset was held. Monitoring is part of the Company's continuous assessment of whether the business model for which the remaining financial assets are held continues to be appropriate and if it is not appropriate whether there has been a change in business model and so a prospective change to the classification of those assets.

5.2 Significant increase in credit risk:

As explained in note 52.D.1, ECL is measured as an allowance equal to 12-month ECL for stage 1 assets, or lifetime ECL for stage 2 or stage 3 assets. An asset moves to stage 2 when its credit risk has increased significantly since initial recognition. In assessing whether the credit risk of an asset has significantly increased the Company takes into account qualitative and quantitative reasonable and supportable forward-looking information.

Key sources of estimation uncertainty:

The following are the key assumptions concerning the future, and other key sources of estimation uncertainty at the end of the reporting period that may have a significant risk of causing a material adjustment to the carrying amounts of assets and liabilities within the next financial year, as described below. The Company based its assumptions and estimates on parameters available when the financial statements were prepared. Existing circumstances and assumptions about future developments, however, may change due to market changes or circumstances arising that are beyond the control of the Company. Such changes are reflected in the assumptions when they occur.

5.3 Fair value of financial instruments:

The fair value of financial instruments is the price that would be received to sell an asset or paid to transfer a liability in an orderly transaction in the principal (or most advantageous) market at the measurement date under current market conditions (i.e., an exit price) regardless of whether that price is directly observable or estimated using another valuation technique. When the fair values of financial assets and financial liabilities recorded in the balance sheet cannot be derived from active markets, they are determined using a variety of valuation techniques that include the use of valuation models. The inputs to these models are taken from observable markets where possible, but where this is not feasible, estimation is required in establishing fair values. Judgements and estimates include considerations of liquidity and model inputs related to items such as credit risk (both own and counterparty), funding value adjustments, correlation and volatility.

5.4 Effective Interest Rate (EIR) Method:



Notes to the financial statement for the year ended March 31, 2021

The Company's EIR methodology, as explained in Note 4.1, recognises interest income / expense using a rate of return that represents the best estimate of a constant rate of return over the expected behavioural life of loans given / taken and recognises the effect of potentially different interest rates at various stages and other characteristics of the product life cycle including prepayments and penalty interest and charges.

This estimation, by nature requires an element of judgement regarding the expected behaviour and life cycle of the instrument, as well expected changes India's base rate and other fee income, expenses that are integral part of the instrument

5.5 Impairment of Financial assets:

The measurement of impairment losses across all categories of financial assets requires judgement the estimation of the amount and timing of future cash flows and collateral values when determining impairment losses and the assessment of a significant increase in credit risk. These estimates are driven by a number of factors, changes in which can result in different levels of allowances.

The Company's ECL calculations are outputs of models with a number of underlying assumptions regarding the choice of variable inputs and their interdependencies. Elements of the ECL models that are considered accounting judgements and estimates include:

- PD calculation includes historical data, assumptions and expectations of future conditions.
- The Company's criteria for assessing if there has been a significant increase in credit risk and so allowances for financial assets should be measured on a life-time expected credit loss and the qualitative assessment
- The segmentation of financial assets when their ECL is assessed on a collective basis
- Development of ECL models, including the various formulas and the choice of inputs
- Determination of associations between macroeconomic scenarios and, economic inputs, such as unemployment levels and collateral values, and the effect on PDs, EAD and LGD
- Selection of forward-looking macroeconomic scenarios and their probability weightings, to derive the economic inputs into the ECL models

It is Company's policy to regularly review its models in the context of actual loss experience and adjust when necessary.

5.6 Impairment of Non-Financial assets:

The Company assesses at each reporting date whether there is an indication that an asset may be impaired. If any indication exists, the Company estimates the asset's recoverable amount. An asset's recoverable amount is higher of an asset's fair value less cost of disposal and its value in use. Where the carrying amount exceeds its recoverable amount, the asset is considered impaired and is written down to its recoverable amount.

5.7 Provisions and contingent liabilities:

The Company operates in a regulatory and legal environment that, by nature, has a heightened element of litigation risk inherent to its operations. As a result, it is involved in various litigation, arbitration and regulatory investigations and proceedings in the ordinary course of its business.

When the Company can reliably measure the outflow of economic benefits in relation to a specific case and considers such outflows to be probable, the Company records a provision against the case. Where the probability of outflow is considered to be remote, or probable, but a reliable estimate cannot be made, a contingent liability is disclosed.

Given the subjectivity and uncertainty of determining the probability and amount of losses, the Company takes into account a number of factors including legal advice, the stage of the matter and historical evidence from similar incidents. Significant judgement is required to conclude on these estimates.

5.8 Provisions for Income Taxes:

Significant judgments are involved in determining the provision for income taxes including judgment on whether tax positions are probable of being sustained in tax assessments. A tax assessment can involve complex issues, which can only be resolved over extended time periods.



Notes to the financial statement for the year ended March 31, 2021

Estimates and judgments are continually evaluated. They are based on historical experience and other factors, including expectation of future events that may have a financial impact on the Company and that are believed to be reasonable under the circumstances.

5.9 Leases:

Significant judgements are involved in evaluating if an arrangement qualifies to be a lease as per the requirements of Ind AS 116. The Company also uses significant judgement in assessing the applicable discount rate which is an equivalent to incremental borrowing rate estimated on best effort basis.

6. Standards issued but not yet effective:

There are no new standard or amendment issued which are not yet effective.

7. Pursuant to Securities Subscription Agreement dated March 5, 2019 amongst the Company, Edelweiss Financial Services Limited, Edelweiss Securities Limited, Edelweiss Rural & Corporate Services Limited and Edel Finance Company Limited and CDPQ Private Equity Asia Pte Limited (as the "Investor"), a wholly owned subsidiary of Caisse de dépôt et placement du Québec (CDPQ), for an investment of US\$ 250 million, amounting to approximately Rs 18,000 million into the Company, the Investor has subscribed to 1000 Equity shares of Re. 1/- each at premium of Rs. 31/- per Equity Share and 103,949,680 Compulsorily Convertible Debentures (CCDs) at Rs. 100 per CCD and accordingly paid the Company a total sum of Rs. 10,395 millions on May 7, 2019, towards first tranche.
8. A Scheme of Amalgamation for merger (Merger by Absorption) of Edelweiss Retail Finance Limited ("ERFL") with the Company ("Transferee Company") and their respective shareholders under section 230 to 232 of the Companies Act, 2013 and the Rules made there under has been filed with the Hon'ble National Company Law Tribunal ("NCLT") on March 26, 2019.



ECL Finance Limited

Notes to the financial statement for the year ended March 31, 2021

(Currency: Indian rupees in million)

	As at March 31, 2021	As at March 31, 2020
9. Cash and cash equivalents		
Cash in hand		
Cash in hand	-	0.04
Balances with banks		
In current accounts	15,086.10	9,127.39
In fixed deposits with original maturity less than 3 months	2,500.00	9,000.00
Accrued interest on fixed deposits	1.06	0.99
	17,587.16	18,128.42
	As at March 31, 2021	As at March 31, 2020

10. Bank balances other than cash and cash equivalents

Fixed deposit with banks	589.91	19.65
Fixed deposits with banks to the extent held as margin money or security against borrowings, guarantees, securitisation <i>(Refer Note 10.A Below)</i>	1,371.38	981.79
Earmarked balance with bank <i>(Refer Note 2 Below)</i>	-	6,503.70
	1,961.29	7,505.14

Notes:

- 1) Fixed deposit balances with banks earns interest at fixed rate.
- 2) Earmarked for a specific purpose and therefore not available for immediate and general use.

10.A Encumbrances on fixed deposits held by the Company:

	As at March 31, 2021	As at March 31, 2020
Fixed deposits pledged for:		
Bank guarantee for non-convertible debentures		
RBL Bank Limited	-	25.71
Axis Bank Limited	145.00	146.75
ICICI Bank Limited	-	0.55
State Bank of India	27.50	-
Bank guarantee for cash credit lines/overdraft		
ICICI Bank Limited	-	50.11
Punjab & Sind Bank Limited	500.00	-
Security deposit for term loan and WCDL facilities		
Union Bank of India	5.63	5.37
Bank guarantee for securitisation		
DCB Bank Limited	-	35.25
ING Vysya Bank Limited	122.92	134.70
HDFC Bank Limited	313.44	324.68
ICICI Bank Limited	256.89	258.67
	1,371.38	981.79



ECL Finance Limited

Notes to the financial statement for the year ended March 31, 2021

(Currency: Indian rupees in million)

	As at March 31, 2021	As at March 31, 2020
11. Derivative financial instruments		
Fair Value Assets		
Mark to market on interest rate swap & Currency derivatives	54.93	85.65
Premium paid on outstanding exchange traded options	87.29	623.31
Embedded derivatives in market-linked debentures (asset)	1.43	80.41
	143.65	789.37
Fair Value Liabilities		
Premium received on outstanding exchange traded options (including MTM)	133.41	756.23
Mark to Market on interest rate & currency derivatives	61.98	162.84
Embedded derivatives in market-linked debentures (liabilities)	213.62	36.28
	409.01	955.35



ECL Finance Limited

Notes to the financial statement for the year ended March 31, 2021 (continued)

(Currency: Indian rupees in million)

11. Derivative financial instruments

The Company enters into derivatives for risk management purposes. These include hedges that either meet the hedge accounting requirements or hedges that are economic hedges, but the Company has elected not to apply hedge accounting requirements.

The table below shows the fair values of derivative financial instruments recorded as assets or liabilities together with their notional amounts/Units held

Particulars	As at March 31, 2021							
	Unit	Currency	Notional	Fair value asset	Unit	Currency	Notional	Fair value liability
(i) Interest rate derivatives								
Interest rate swaps	Rupees	INR	7,750	54.93	Rupees	INR	7,250	61.98
Interest rate futures					G-Sec Units		35,02,000	0.36
Less: amounts offset								(0.36)
(Refer Note 11.A & 51)								
Subtotal(i)				54.93				61.98
(ii) Equity linked derivatives								
Stock futures	No of Shares		3,10,450	0.48	No of Shares		13,65,554	8.95
Options purchased	No of Shares		3,30,604	11.16			-	-
Options sold					No of Shares		3,30,604	4.27
Less: amounts offset				(0.48)				(8.95)
(Refer Note 11.A & 51)								
Subtotal(ii)				11.16				4.27
(iii) Index linked derivatives								
Index futures	Index Units		86,475	8.91	Index Units		1,300.0	0.38
Options purchased	Index Units		3,54,150	76.13				
Options sold					Index Units		2,61,450	129.14
Less: amounts offset				(8.91)				(0.38)
(Refer Note 11.A & 51)								
Subtotal(iii)				76.13				129.14
(iv) Embedded derivatives*								
In market linked debentures	No of Debenture		1,176.00	1.43	No of Debenture		45,291.00	213.62
Subtotal(iv)				1.43				213.62
Total derivative financial instruments			Total	143.65			Total	409.01

Particulars	As at March 31, 2020							
	Unit	Currency	Notional	Fair value asset	Unit	Currency	Notional	Fair value liability
(i) Interest rate derivatives								
Interest rate swaps	Rupees	INR	4,250.00	85.65	Rupees	INR	7,750.00	162.84
Interest rate future					G-Sec Units		1,24,72,000	7.02
Less: amounts offset				-				(7.02)
(Refer Note 11.A & 51)								
Subtotal(i)				85.65				162.84
(ii) Equity linked derivatives								
Stock futures					No of Shares		1,95,200	17.99
Less: amounts offset								(17.99)
(Refer Note 11.A & 51)								
Subtotal(ii)								-
(iii) Index linked derivatives								
Index futures				-	Index Units		2,55,340.0	26.74
Options purchased	Index Units		6,44,475	623.31				
Options sold				-	Index Units		6,67,875	756.23
Less: amounts offset								(26.74)
(Refer Note 11.A & 51)								
Subtotal(iii)				623.31				756.23
(iv) Embedded derivatives*								
In market linked debentures	No of Debenture			80.41	No of Debenture			36.28
Subtotal(iv)				80.41				36.28
Total derivative financial instruments				789.37				955.35

Note: The notional/units held indicate the value of transactions outstanding at the year end and are not indicative of either the market risk or credit risk.

*An embedded derivative is a component of a hybrid instrument that also includes a non-derivative host contract with the effect that some of the cash flows of the combined instrument vary in a way similar to a stand-alone derivative. refer Note 4.3.5 for further details.

Hedging activities and derivatives

The Company is exposed to certain risks relating to its ongoing business operations. The primary risks managed using derivative instruments are interest rate risk and equity index risk. The Company's risk management strategy and how it is applied to manage risk are explained in Note 52.

Derivatives designated as hedging instruments

The Company has not designated any derivatives as hedging instruments



ECL Finance Limited

Notes to the financial statement for the year ended March 31, 2021 (continued)

(Currency: Indian rupees in million)

11.A Offsetting

The tables below summarise the financial assets and liabilities subject to offsetting, enforceable master netting and similar agreements, as well as financial collateral received to mitigate credit exposures for these financial assets, and whether offset is achieved in the balance sheet:

Financial Assets subject to offsetting, netting arrangements

As at March 31, 2021	Offsetting recognised in balance sheet			Netting potential not recognised in balance sheet			Assets not subject to netting arrangements	Total Assets	Maximum Exposure to Risk
	Gross asset before offset	Amount offset	Net asset recognised on the balance sheet	Financial liabilities	Collaterals received	Assets after consideration of netting potential	Assets recognised on the balance sheet	Recognised in the balance sheet	After consideration of netting potential
Derivative Assets	64.32	(9.39)	54.93	(50.68)	(5.38)	(1.13)	88.72	143.64	87.59
Margin placed with broker*	651.94	(0.30)	651.64	-	-	651.64	-	651.64	651.64

Financial Liabilities subject to offsetting, netting arrangements

As at March 31, 2021	Offsetting recognised in balance sheet			Netting potential not recognised in balance sheet			Liabilities not subject to netting arrangements	Total Liabilities	Maximum Exposure to Risk
	Gross Liabilities before offset	Amount offset	Net Liabilities recognised on the balance sheet	Financial Assets	Collaterals Paid	Liabilities after consideration of netting potential	Liabilities recognised on the balance sheet	Recognised in the balance sheet	After consideration of netting potential
Derivative Liabilities	71.67	(9.70)	61.97	(50.68)	(10.70)	0.59	347.03	409.01	347.62


Financial Assets subject to offsetting, netting arrangements

As at March 31, 2020	Offsetting recognised in balance sheet			Netting potential not recognised in balance sheet			Assets not subject to netting arrangements	Total Assets	Maximum Exposure to Risk
	Gross asset before offset	Amount offset	Net asset recognised on the balance sheet	Financial liabilities	Collaterals received	Assets after consideration of netting potential	Assets recognised on the balance sheet	Recognised in the balance sheet	After consideration of netting potential
Derivative Assets	85.65	-	85.65	(97.83)	54.82	42.64	703.71	789.36	746.35
Margin placed with broker*	794.53	(51.75)	742.78	-	-	742.78	-	742.78	742.78

Financial Liabilities subject to offsetting, netting arrangements

As at March 31, 2020	Offsetting recognised in balance sheet			Netting potential not recognised in balance sheet			Liabilities not subject to netting arrangements	Total Liabilities	Maximum Exposure to Risk
	Gross Liabilities before offset	Amount offset	Net Liabilities recognised on the balance sheet	Financial Assets	Collaterals Paid	Liabilities after consideration of netting potential	Liabilities recognised on the balance sheet	Recognised in the balance sheet	After consideration of netting potential
Derivative Liabilities	214.59	(51.75)	162.84	(97.83)	(16.65)	48.36	792.51	955.35	840.87

*As on the reporting date, margin placed with broker netoff with net liability towards mark to market loss on derivatives future contracts and similarly, net mark to market gain are added to margin placed with broker. Accordingly the same are presented in the financial statement.



(Currency Indian rupees in million)

12. Securities held for trading:*At fair value through profit and loss account***Central Government Debt Securities**

	As at March 31, 2021			As at March 31, 2020		
	Face Value	Quantity	Amount	Face Value	Quantity	Amount
6.65% Government Stock 09.04.2020 Bonds	-	-	-	100	12,50,000	129.02
7.00% Government Stock 21.01.2021 Bonds	-	-	-	100	75,00,000	772.36
6.17% Government Stock 12.06.2023 Bonds	-	-	-	100	5,00,000	51.92
7.35% Government Stock 22.06.2024 Bonds	-	-	-	100	20,00,000	216.22
8.40% Government Stock 28.07.2024 Bonds	-	-	-	100	20,00,000	222.24
7.72% Government Stock 25.05.2025 Bonds	-	-	-	100	65,00,000	711.11
7.59% Government Stock 11.01.2026 Bonds	-	-	-	100	5,00,000	53.87
7.27% Government Stock 08.04.2026 Bonds	-	-	-	100	45,00,000	487.03
6.79% Government Stock 15.05.2027 Bonds	-	-	-	100	1,05,00,000	1,094.26
8.20% Government Stock 15.02.2022 Bonds	100	70,00,000	733.44	100	3,50,00,000	3,724.80
8.15% Government Stock 16.10.2022 Bonds	100	33,54,000	367.10	-	-	-
7.88% Government Stock 19.03.2030 Bonds	100	10,00,000	109.11	-	-	-
7.61% Government Stock 09.05.2030 Bonds	100	10,00,000	111.07	-	-	-
7.26% Government Stock 14.01.2029 Bonds	100	20,00,000	213.06	-	-	-
4.48% Government Stock 02.11.2023 Bonds	100	55,00,000	557.83	-	-	-
5.15% Government Stock 09.11.2025 Bonds	100	25,00,000	249.53	-	-	-
5.85% Government Stock 01.12.2030 Bonds	100	5,00,000	49.63	-	-	-
3.64% Treasury Bill 08.04.2021	100	4,50,00,000	4,498.95	-	-	-
3.64% Treasury Bill 22.04.2021	100	40,00,000	399.59	-	-	-

State Government Debt Securities

8.18% Tamilnadu State Development Loan Government Stock 19.12.2028 Bonds	100	800	0.09	100	800	0.09
5.43% Bihar State Development Loan 31.03.2024 Bonds	100	50,00,000	499.58	-	-	-
6.69% Madhya Pradesh State Development Loan 17.03.2025 Bonds	100	25,00,000	256.96	-	-	-
8.62% Maharashtra State Development Loan Government Stock 06.03.2023 Bonds	100	5,00,000	53.73	-	-	-
8.56% Rajasthan Government Stock 23.01.2023 Bonds	100	25,00,000	268.94	-	-	-
8.92% Tamilnadu State Development Loan Government Stock 08.08.2022 Bonds	100	25,00,000	268.00	-	-	-

Total Government Debt Securities (A)

8,636.61

7,462.92

Debt Securities

8.75% Edelweiss Retail Finance Limited 22.03.2021 Bonds	-	-	-	1,000	16,399	13.93
9.75% Edelweiss Housing Finance Limited 19.07.2021 Bonds	1,000	2,776	3.04	1,000	1,315	2.82
8.42% Edelweiss Retail Finance Limited 22.03.2023 Bonds	-	-	-	1,000	3,221	2.63
8.65% Edelweiss Retail Finance Limited 22.03.2023 Bonds	1,000	3,270	3.13	1,000	3,037	2.13
9.00% Edelweiss Retail Finance Limited 22.03.2023 Bonds	1,000	9,238	8.61	1,000	1,942	1.41
9.50% JM Financial Credit Solutions Limited 07.06.2023 Bonds	1,000	6,743	7.85	1,000	6,743	6.46
11.00% Edelweiss Finvest Private Limited 29.07.2025 Bonds	10,00,000	56	65.65	10,00,000	56	45.14
10.00% Edelweiss Housing Finance Limited 19.07.2026 Bonds	1,000	1,58,333	162.79	1,000	23,250	21.62
8.88% Edelweiss Retail Finance Limited 22.03.2028 Bonds	1,000	1,517	1.32	1,000	1,515	1.03
9.25% Edelweiss Retail Finance Limited 22.03.2028 Bonds	1,000	3,415	2.96	1,000	2,951	2.62
8.95% Aditya Birla Finance Limited 06.06.2029 Bonds	-	-	-	10,00,000	18	18.51
10.50% Indusind Bank Limited Perpetual	-	-	-	10,00,000	45	44.19
0.00% Edelweiss Housing Finance Limited 19.07.2021 Bonds	1,000	637	0.98	-	-	-

Total Debt Securities (B)

256.33

162.49

Equity Instruments

Wabco India Ltd	-	-	-	5	2,000	12.28
Vedanta limited	1	44,88,800	1,026.81	-	-	-
Max India Limited	10	1,53,194	9.83	-	-	-

Total Equity Instruments (C)

1,036.64

12.28

Mutual Fund

JM Large Cap Fund-Dividend	-	-	-	-	10,89,97,766	1,271.84
SBI Overnight Fund-Direct PI Growth	-	-	-	-	6,92,711	2,253.88
ICICI Overnight Fund-Direct Plan-Growth	-	-	-	-	2,09,17,322	2,253.82
HDFC Charity Fund for Cancer Cure - Debt Plan Direct Option	-	-	-	-	10,00,000	10.02
HDFC Overnight Fund - Growth Option - Direct Plan	-	-	-	-	40,112	119.10
Edelweiss Fixed Maturity Plan - Series 49 - Direct - Growth	40,00,000	47.08	47.08	40,00,000	43.91	43.91
Edelweiss Short Term Fund - Direct - Growth	8,39,906	20.45	20.45	12,33,997	21.09	21.09
Aditya Birla Sun Life Liquid Fund- Regular Growth	45,622	15.02	15.02	-	-	-
Edelweiss Nifty PSU Bond Plus SDL Index Fund	4,97,02,269	502.43	502.43	-	-	-

Total Mutual Fund (D)

584.98

5,973.66

Total (A + B + C + D)

10,514.56

13,611.35

Notes

Please refer note 51 - Fair Value measurement for Valuation methodologies for securities held for trading



(Currency Indian rupees in million)

	As at March 31, 2021	As at March 31, 2020
13. Trade receivables		
a) Trade receivables		
Receivables considered good - unsecured	2,422.11	2,056.95
Receivables - credit impaired	7.01	11.47
	2,429.12	2,068.42
Allowance for expected credit losses		
Receivables considered good - unsecured	(7.15)	(15.79)
Receivables - credit impaired	(7.01)	(11.47)
	2,414.96	2,041.16

b) Reconciliation of impairment allowance on trade receivables:

	For the year ended March 31, 2021	For the year ended March 31, 2020
Impairment allowance as per simplified approach		
Impairment allowance - opening balance	27.26	6.75
Add/ (less) asset originated / acquired / recovered (net)	(13.10)	20.51
Impairment allowance - closing balance	14.16	27.26

Notes:

1) No trade or other receivables are due from directors or other officers of the company either severally or jointly with any other person

2) Please refer note 49 - Related party disclosure for trade or other receivables due from firms or private companies in which directors is or are partner, a director or a member

c) Trade receivables days past due

As at March 31, 2021	Current	1-90 days	91-180 days	181-270 days	270- 360 days	> 360 days	Total
ECL Rates		1.7%	10.2%	26.7%	61.3%	100.0%	
Estimated total gross carrying amount at default*	2,364.33	44.70	3.18	-	9.90	7.01	2,429.12
ECL - simplified approach	-	0.75	0.32	-	6.08	7.01	14.16
Net carrying amount	2,364.33	43.95	2.86	-	3.82	-	2,414.96

As at March 31, 2020	Current	1-90 days	91-180 days	181-270 days	270- 360 days	> 360 days	Total
ECL Rates		1.3%	8.8%	29.8%	89.2%	100.0%	
Estimated total gross carrying amount at default*	1,803.12	102.61	149.75	0.07	1.40	11.47	2,068.42
ECL - simplified approach	-	1.33	13.19	0.02	1.25	11.47	27.26
Net carrying amount	1,803.12	101.28	136.56	0.05	0.15	-	2,041.16

*Includes receivables from stock exchanges Clearing house and companies in same group. The Company has no history and expects no default on these receivables, accordingly no allowance for ECL has been recognised on these receivables.



ECL Finance Limited

Notes to the financial statement for the year ended March 31, 2021 (continued)

(Currency: Indian rupees in million)

	As at March 31, 2021	As at March 31, 2020
14. Loans (at amortised cost)		
Term Loans;		
Corporate credit	61,591.25	86,843.64
Retail credit	24,751.25	49,473.56
Total gross	86,342.50	1,36,317.20
Less: Impairment loss allowance (Refer Note 14.B)	(5,277.09)	(8,132.80)
Total net	81,065.41	1,28,184.40
Secured by tangible assets (property including land & building)	61,308.30	41,315.84
Secured by inventories, fixed deposits, unlisted securities, project receivables & other marketable securities	15,845.16	75,259.91
Unsecured	9,189.04	19,741.45
Total gross	86,342.50	1,36,317.20
Less: Impairment loss allowance (Refer Note 14.B)	(5,277.09)	(8,132.80)
Total net	81,065.41	1,28,184.40
Loans in India		
Public sector	-	-
Others	86,342.50	1,36,317.20
Total gross	86,342.50	1,36,317.20
Less: Impairment loss allowance (Refer Note 14.B)	(5,277.09)	(8,132.80)
Total net	81,065.41	1,28,184.40

14.A Loans given to directors

	As at March 31, 2021	As at March 31, 2020
Loans Given to Directors (refer note 49 related party disclosure)	-	-
	-	-



ECL Finance Limited

Notes to the financial statement for the year ended March 31, 2021 (continued)

(Currency: Indian rupees in million)

14.B Credit quality of assets

The table below shows the credit quality and the maximum exposure to credit risk based on the Company's year-end stage classification. The amounts presented are gross of impairment allowances. Details of the Company's internal grading for stage classification are explained in Note 52.D 1 and policies on ECL allowances are set out in Note 4.6

a Credit quality of assets

	As at March 31, 2021				As at March 31, 2020			
	Stage I	Stage II	Stage III	Total	Stage I	Stage II	Stage III	Total
Performing								
High grade	41,997.25			41,997.25	84,955.30			84,955.30
Standard grade		38,103.33		38,103.33		46,233.43		46,233.43
Non-performing								
Individually impaired			6,241.92	6,241.92			5,128.47	5,128.47
	41,997.25	38,103.33	6,241.92	86,342.50	84,955.30	46,233.43	5,128.47	1,36,317.20

b Reconciliation of changes in gross carrying amount and corresponding ECL allowances for loans and advances to corporate and retail customers:

The following disclosure provides stage wise reconciliation of the Company's gross carrying amount and ECL allowances for loans and advances to corporates and retail customers. The transfers of financial assets represents the impact of stage transfers upon the gross carrying amount and associated allowance for ECL. The net remeasurement of ECL arising from stage transfers represents the increase or decrease due to these transfers.

The 'New assets originated /repayments received (net)' represent the gross carrying amount and associated allowance ECL impact from transactions i.e. new lending, further disbursements, repayments and interest accrual on loans.

Reconciliation / movement for the year ended March 31, 2021

Particulars	Non credit impaired				Credit impaired		Total	
	Stage I		Stage II		Stage III		Gross carrying Amount	Allowance for ECL
	Gross Carrying Amount	Allowance for ECL	Gross carrying Amount	Allowance for ECL	Gross carrying Amount	Allowance for ECL		
Opening balance	84,955.30	1,550.02	46,233.43	5,888.40	5,128.47	694.38	1,36,317.20	8,132.80
New Assets Purchased	-	-	-	-	-	-	-	-
Transfer of financial assets								
Stage I to Stage II	(17,412.42)	(510.30)	17,412.42	510.30	-	-	-	-
Stage I to Stage III	(385.02)	(10.66)	-	-	385.02	10.66	-	-
Stage II to Stage III	-	-	(11,151.61)	(522.32)	11,151.61	522.32	-	-
Stage II to Stage I	4,203.27	766.83	(4,203.27)	(766.83)	-	-	-	-
Stage III to Stage I	1.45	0.96	-	-	(1.45)	(0.96)	-	-
Stage III to Stage II	-	-	3,643.05	641.58	(3,643.05)	(641.58)	-	-
Remeasurement of ECL arising from transfer of stage (net)	-	(760.91)	-	225.30	-	146.35	-	(389.26)
New assets originated /repayments received (net)	(29,365.33)	(121.69)	(13,830.69)	(2,383.02)	2,987.04	3,098.35	(40,208.98)	(1,406.36)
Loans sold to ARC	-	-	-	-	(9,122.90)	(1,060.09)	(9,122.90)	(1,060.09)
Amounts written off (net)	-	-	-	-	(642.82)	-	(642.82)	-
Closing balance	41,997.25	914.25	38,103.33	3,593.41	6,241.92	769.43	86,342.50	5,277.09



ECL Finance Limited

Notes to the financial statement for the year ended March 31, 2021 (continued)

(Currency: Indian rupees in million)

14.B Credit quality of assets (contd.)

Note:

For Current year

1) ECLF had initiated sale of certain financial assets before March 31, 2021 and for which definitive contracts were executed post the balance sheet date. These financial assets sold after March 31, 2021, amounted to Rs. 2,761.0 millions to AIF trusts. As per Ind AS 109, Financial Instruments, prescribed under section 133 of the Companies Act, 2013 significant judgement is involved in classification of assets which has been accentuated on account of factors caused by COVID 19. Accordingly, management assessed that such loans sold by the Company after March 31, 2021 had an increased risk but were not credit impaired. As at March 31, 2021, there are no impact on the financial statements of the ECLF, as the company has not incurred any loss on sale of these financial assets.

ECLF had initiated sale of certain credit impaired financial assets before March 31, 2021 and for which definitive contracts were executed post the balance sheet date. These financial assets sold after March 31, 2021, amounted to Rs. 6,253.10 millions (net of provisions and losses) to asset reconstruction companies trusts (ARC Trust). As per Ind AS 109, Financial Instruments, prescribed under section 133 of the Companies Act, 2013 significant judgement is involved in classification of assets which has been accentuated on account of factors caused by COVID 19. Accordingly, on account of subsequent sale to and recovery from ARC Trusts of such credit impaired assets, management has recorded such financial assets as recoverable and not as credit impaired financial assets. EFSL, the holding Company has, undertaken substantially all risks and rewards in respect of these financial assets aggregating to Rs. 4,703.90 millions. As at March 31, 2021, there are no impact on the financial statements of the ECLF other than expected credit loss recorded in the Profit and Loss Statement for the half year and year ended March 31, 2021 amounting to Rs. 79.50 millions.

Reconciliation / movement for the year Ended March 31, 2020

Particulars	Non credit impaired				Credit impaired		Total	
	Stage I		Stage II		Stage III		Gross carrying Amount	Allowance for ECL
	Gross Carrying Amount	Allowance for ECL	Gross carrying Amount	Allowance for ECL	Gross carrying Amount	Allowance for ECL		
Opening balance	2,12,533.38	1,891.05	25,864.50	868.92	5,687.55	3,358.72	2,44,085.43	6,118.69
New Assets Purchased	14,063.46	-	3,607.85	-	108.80	-	17,780.11	-
Transfer of financial assets:								
Stage I to Stage II	(32,177.85)	(460.60)	32,177.85	460.60	-	-	-	-
Stage I to Stage III	(41,242.92)	(592.50)	-	-	41,242.92	592.50	-	-
Stage II to Stage III	-	-	(20,679.77)	(558.51)	20,679.77	558.51	-	-
Stage II to Stage I	656.45	17.70	(656.45)	(17.70)	-	-	-	-
Stage III to Stage I	2.43	2.00	-	-	(2.43)	(2.00)	-	-
Stage III to Stage II	-	-	11.26	2.87	(11.26)	(2.87)	-	-
Remeasurement of ECL arising from transfer of stage (net)	-	(11.48)	-	3,950.08	-	504.89	-	4,443.49
New assets originated /repayments received (net)	(68,879.65)	703.85	5,908.19	1,182.14	(841.99)	-	(63,813.45)	1,885.99
Loans sold to ARC	-	-	-	-	(58,269.01)	(4,315.37)	(58,269.01)	(4,315.37)
Amounts written off (net)	-	-	-	-	(3,465.88)	-	(3,465.88)	-
Closing balance	84,955.30	1,550.02	46,233.43	5,888.40	5,128.47	694.38	1,36,317.20	8,132.80

Note:

For previous year

The Company had initiated sale of certain financial assets before March 31, 2020 and for which definitive contracts were executed post the balance sheet date. These financial assets sold subsequent to March 31, 2020, amounted to Rs. 14,516.20 millions to alternative assets fund and asset reconstruction companies trusts. As per Ind AS 109, Financial Instruments, prescribed under section 133 of the Companies Act, 2013 significant judgement is involved in classification of assets which has been accentuated on account of factors caused by COVID 19. Accordingly, management assessed that such loans sold by the Company subsequent to March 31, 2020 had an increased risk but were not credit impaired. Of the above, on Rs. 6,400 millions sold to alternative asset funds, EFSL, the holding Company, has, vide a put agreement dated July 1, 2020, undertaken to purchase part of these financial assets amounting to Rs. 3,220.00 millions under certain contingencies as per the agreement. Further, on financial assets amounting to Rs. 8,116.20 millions sold to asset reconstruction trusts, EFSL, the holding Company, and ERCSL, fellow subsidiary, have, guaranteed significant risks and assumed rewards in respect of an aggregate value of financial assets of Rs. 5,837.50 millions. As at March 31, 2020, there are no impact on the financial statement of the Company other than expected credit loss already provided amounting to Rs. 5,080.10 millions.



ECL Finance Limited

Notes to the financial statement for the year ended March 31, 2021 (continued)

(Currency: Indian rupees in million)

15. Other investments

As at March 31, 2021	At amortised cost (1)	At fair value				At cost (subsidiaries, associates, and joint ventures) (6)	Total (7) = (1+5+6)
		Through OCI (2)	Through P&L (3)	Designated at fair value through profit or loss (4)	Subtotal 5 = (2+3+4)		
Preference shares	843.38	-	-	-	-	-	843.38
Security receipts (refer note 3)	-	-	46,408.15	-	46,408.15	-	46,408.15
Pass through certificates (refer note 3)	-	-	226.47	-	226.47	-	226.47
Units of AIF	-	-	8,244.33	-	8,244.33	-	8,244.33
TOTAL - gross (A)	843.38	-	54,878.95	-	54,878.95	-	55,722.33
(i) Investments outside India	-	-	-	-	-	-	-
(ii) Investment in India	843.38	-	54,878.95	-	54,878.95	-	55,722.33
Total (B)	843.38	-	54,878.95	-	54,878.95	-	55,722.33
Less: allowance for impairment (C)	46.22	-	-	-	-	-	46.22
Total net (A-C)	797.16	-	54,878.95	-	54,878.95	-	55,676.11

Notes:

For Current year

1) Please refer note 15.B - Investment details for further details

2) Please refer note 51 - Fair value measurement for valuation methodology

3) **Security Receipts held as investments** - During earlier years and during the year ended March 31, 2021, the Company sold financial assets amounting to Rs. 54,697.60 millions (net of provisions and losses) and Rs. 9,988.70 millions (net of provisions and losses) respectively to various asset reconstructions company trusts ('ARC Trusts') and acquired security receipts (SR) amounting to Rs. 45,111.80 millions and Rs. 8187.60 millions respectively from these ARC Trusts. Ind AS 109 - 'Financial Instruments', prescribed under section 133 of the Companies Act, 2013, requires substantially all risks and rewards to be transferred for the purpose of de-recognition of such financial assets from the Company's financial statements. Edelweiss Financial Services Limited (EFSL), the holding company, and Edelweiss Rural and Corporate Services Limited (ERC SL), a fellow subsidiary, had undertaken substantially all risks and rewards amounting to Rs. 32,539.30 millions and Rs. 7,246.00 millions respectively for earlier years and for the year ended March 31, 2021 in respect of such financial assets. As a result, these Security Receipts are recognised under Investments in Company's financial statements.

Based on a review performed by the Company's management and EFSL, with effect from January 1, 2021, EFSL has directly undertaken substantially all risks and rewards and consequently ERC SL is relieved of its obligations. Further, pursuant to such review, certain terms and conditions of risk and rewards agreements have been amended with effect from January 1, 2021. The Board of Directors of the Company in the meeting held on June 10, 2021 have approved such amendments to the said agreements. Further, the amendments to the said agreement shall be placed by the management of ERC SL and EFSL in their respective ensuing Board of Directors' meeting for review and approval.

4) During the year ended March 31, 2021, the Company re-assessed probability of default, loss given default in respect of these financial assets in the light various factors viz. operational challenges for exposures to certain sectors, increase in credit and market risks for certain counter parties relative to such risks at initial recognition, continued impact of COVID - 19 factors. Such re-assessments resulted in recognition of loss on fair value changes for the year ended March 31, 2021. Accordingly, as substantially all risks and rewards on these financial assets are undertaken by EFSL, such loss on fair value changes of Rs. 4380.80 millions for the year ended March 31, 2021 have been recorded in the financial statements of EFSL, Holding Company. Accordingly, loss before tax of the Company for the year ended March 31, 2021 is lower by Rs. 4380.80 millions.

5) Pursuant to amendments in risk and rewards agreement (as mentioned in note 3 above between the Company, ERC SL and EFSL, with effect from January 1, 2021, fees payable on these security receipts (ARC Fees) has been agreed to be borne by EFSL, as substantially all risks and rewards are undertaken by EFSL. Accordingly, an amount of Rs. 469.10 millions towards such expenses has been recorded by EFSL. Accordingly, loss before tax of the Company for the year ended March 31, 2021 is lower by Rs. 469.10 millions.



ECL Finance Limited

Notes to the financial statement for the year ended March 31, 2021 (continued)

(Currency: Indian rupees in million)

15. Other investments

As at March 31, 2020	At amortised cost (1)	At fair value				At cost (subsidiaries, associates, and joint ventures) (6)	Total (7) = (1+5+6)
		Through OCI (2)	Through P&L (3)	Designated at fair value through profit or loss (4)	Subtotal 5 = (2+3+4)		
Preference shares	774.52	-	-	-	-	-	774.52
Security receipts (refer note 3)	-	-	44,124.98	-	44,124.98	-	44,124.98
Units of AIF	-	-	4,894.42	-	4,894.42	-	4,894.42
TOTAL - gross (A)	774.52	-	49,019.40	-	49,019.40	-	49,793.92
(i) Investments outside India	-	-	-	-	-	-	-
(ii) Investment in India	774.52	-	49,019.40	-	49,019.40	-	49,793.92
Total (B)	774.52	-	49,019.40	-	49,019.40	-	49,793.92
Less: allowance for impairment (C)	46.22	-	-	-	-	-	46.22
Total Net (A-C)	728.30	-	49,019.40	-	49,019.40	-	49,747.70

Notes:

For previous year

During the year ended March 31, 2020 and March 31, 2019, the Company has sold financial assets aggregating to Rs. 46,269.00 millions (net of provisions & losses) and Rs. 5,928.60 millions (net of provisions & losses) respectively to various asset reconstruction company trusts ('ARC Trusts') and has acquired security receipts (SR) from ARC Trusts amounting to Rs. 42,901.70 millions. The Board approved committee approved such sale of financial assets to ARC Trusts. Ind AS 109 - Financial Instruments, prescribed under section 133 of the Companies Act, 2013, requires substantial risks and rewards to be transferred for the purpose of de-recognition of such financial assets from the Company's financial statements. Edelweiss Financial Services Limited (EFSL), holding company, and Edelweiss Rural and Corporate Services Limited (ERCSL), a fellow subsidiary, on March 31, 2020, have guaranteed significant risks and assumed significant rewards in respect of an aggregate value of financial assets of Rs 32,539.30 millions sold to ARC Trusts. As a result, these financial assets are de-recognized in Company's financial statements. Further, as the risks and rewards continues in ERCSL and EFSL, these continue to be accounted as financial assets in the consolidated financial statements of ERCSL or the Group and the respective consequent expected credit loss will be recorded in the consolidated financial statements of ERCSL or EFSL.



ECL Finance Limited

Notes to the financial statement for the year ended March 31, 2021 (continued)

(Currency: Indian rupees in million)

15. Other investments

15.A Investments in preference shares measured at amortised cost:

i) Credit quality of assets:

The table below shows the credit quality and the maximum exposure to credit risk based on the Company's year-end stage classification. The amounts presented are gross of impairment allowances. Details of the Company's internal grading for stage classification are explained in Note

52.D.1 and policies on ECL allowances are set out in Note 4.6

	As at March 31, 2021				As at March 31, 2020			
	Stage 1	Stage 2	Stage 3	Total	Stage 1	Stage 2	Stage 3	Total
Performing								
High grade	797.16	-	-	-	728.30	-	-	-
	797.16	-	-	-	728.30	-	-	-


ii) Reconciliation of changes in gross carrying amount for investments in preference shares and the corresponding ECL:

Reconciliation / movement for the year ended March 31, 2021

	Non credit impaired				Credit impaired		Total	
	Stage 1		Stage 2		Stage 3		Gross carrying Amount	Allowance for ECL
	Gross Carrying Amount	Allowance for ECL	Gross carrying Amount	Allowance for ECL	Gross carrying Amount	Allowance for ECL		
Gross carrying amount - opening balance	774.52	46.22	-	-	-	-	774.52	46.22
Unwinding of discount (recognised in interest income)	68.86	-	-	-	-	-	68.86	-
Change in ECL provision	-	-	-	-	-	-	-	-
Closing balance	843.38	46.22	-	-	-	-	843.38	46.22

Reconciliation / movement for the year ended March 31, 2020

	Non credit impaired				Credit impaired		Total	
	Stage 1		Stage 2		Stage 3		Gross carrying Amount	Allowance for ECL
	Gross Carrying Amount	Allowance for ECL	Gross carrying Amount	Allowance for ECL	Gross carrying Amount	Allowance for ECL		
Gross carrying amount - opening balance	711.13	-	-	-	-	-	711.13	-
New assets originated or purchased	-	-	-	-	-	-	-	-
Unwinding of discount (recognised in interest income)	63.39	-	-	-	-	-	63.39	-
Change in ECL provision	-	46.22	-	-	-	-	-	46.22
Closing balance	774.52	46.22	-	-	-	-	774.52	46.22



ECL Finance Limited

Notes to the financial statement for the year ended March 31, 2021 (continued)

(Currency Indian rupees in million)

15.B Other investments

Preference shares (fully paid up)

At amortised cost

Edelweiss Rural & Corporate Services Limited
(7% Non cumulative non convertible redeemable)

Total (A)

Security receipts

At fair value through profit and loss

EARC Trust SC 006
EARC Trust SC 007
EARC Trust SC 009
EARC Trust SC 043
EARC Trust SC 055
EARC Trust SC 102
EARC Trust SC 109
EARC Trust SC 112
EARC Trust SC 223
EARC Trust SC 229
EARC Trust SC 251
EARC Trust SC 263
EARC Trust SC 297
EARC Trust SC 298
EARC Trust SC 308
EARC Trust SC 314
EARC Trust SC 326
EARC Trust SC 329
EARC Trust SC 331
EARC Trust SC 342 (Class B)
EARC Trust SC 348 (Class B)
EARC Trust SC 361
Edelweiss ARF-I Trust Scheme-I
EARC Trust SC 372
EARC Trust SC 377
EARC Trust SC 381
EARC Trust SC 384
EARC Trust SC 386
EARC Trust SC 387
EARC Trust SC 391
EARC Trust SC 392
EARC Trust SC 393
EARC Trust SC 394
EARC Trust SC 406
CFM ARC-Trust 01
RARE ARC Trust - 049
RARE ARC Trust - 047
ACRE ARC Trust - 100
OMKARA-PS-04/2020-21 TRUST
PARAS - FAPL - 118 TRUST
CFM ARC-Trust 66

Total (B)

Pass through certificates (PTC)

At fair value through profit and loss

SACHIEL 2020 Trust
URIEL 2020 Trust

Total (C)

Units of AIF

At fair value through profit and loss

Real Estate Credit Opportunities Fund - Class B Units -I
Real Estate Credit Opportunities Fund - Class B1 Units - II
Edelweiss Stressed and Troubled Assets Revival Fund
Edelweiss Short Term Income Fund- Institutional Growth

Total (D)

Total (A+B+C+D)

	As at March 31, 2021			As at March 31, 2020		
	Face Value	Quantity	Amount	Face Value	Quantity	Amount
	10	10,00,000	797.16	10	10,00,000	728.30
			797.16			728.30
	169	2,18,500	-	169	2,18,500	21.02
	654	1,04,500	72.92	654	1,04,500	100.98
	1	71,487	48.78	1	71,487	54.96
	1,000	54,000	17.32	1,000	54,000	21.17
	1,000	46,800	15.90	1,000	46,800	19.06
	1	7,68,570	240.28	1	7,68,570	240.67
	708	6,33,500	537.45	708	6,33,500	585.84
	829	3,40,000	283.43	829	3,40,000	285.70
	363	23,37,500	-	419	23,37,500	271.43
	1,000	2,55,000	113.37	1,000	2,55,000	128.06
	1,000	17,00,000	1,380.21	1,000	17,00,000	1,662.89
	128	13,60,000	555.50	128	13,60,000	561.25
	1	24,887	0.32	1	24,887	0.44
	1,000	32,72,500	2,866.83	1,000	32,72,500	3,108.88
	534	2,40,550	130.92	534	2,40,550	130.92
	1,000	71,400	92.12	1,000	71,400	107.47
	1	529	-	1	71,110	-
	978	2,88,000	355.41	978	2,88,000	360.45
	1,000	3,96,720	486.95	1,000	3,96,720	493.21
	1,000	83,810	89.23	1,000	83,810	88.53
	1	2,16,750	-	1,000	2,16,750	251.12
	902	2,40,000	227.95	1,000	2,40,000	252.89
	-	-	-	1,000	56,728	8.22
	629	2,54,745	160.32	981	2,54,745	249.79
	445	59,500	24.43			
	1,000	4,67,500	461.75	1,000	4,67,500	467.50
	854	77,77,500	4,901.38	953	77,77,500	6,085.03
	1,000	10,03,000	917.75	1,000	10,03,000	939.25
	904	7,46,980	713.95	970	7,46,980	722.69
	949	8,44,050	739.20	1,000	8,44,050	783.25
	981	16,42,625	1,470.84	1,000	16,42,625	1,537.63
	1,000	3,18,750	317.51	1,000	3,18,750	318.75
	938	54,11,185	4,446.06	1,000	54,11,185	4,586.88
	989	6,12,000	605.48			
	1,000	19,96,565	1,711.09	1,000	19,96,565	1,996.57
	1,000	18,10,500	1,437.50	1,000	18,10,500	1,539.00
	-	-	-	1,000	26,35,000	1,730.03
	987	1,45,09,500	14,007.85	1,000	1,45,09,500	14,413.45
	1,000	27,72,098	2,633.97	-	-	-
	1,00,000	29,750	2,937.05	-	-	-
	1,000	15,91,625	1,407.13	-	-	-
			46,488.15			44,124.98
	1,000	1,165	1.17	-	-	-
	1,000	2,25,304	225.30	-	-	-
			226.47			-
	10,000	5,01,368	5,363.68	10,000.00	4,77,652	4,776.52
	10,000	3,00,000	2,850.00	-	-	-
	10,000	25,000	30.22	10,000.00	25,000	117.47
	10	40,799	0.43	10.00	40,799	0.43
			8,244.33			4,894.42
			55,676.11			49,747.70



Note: Please refer note 51 - Fair value measurement for valuation methodologies for investments



ECL Finance Limited

Notes to the financial statement for the year ended March 31, 2021 (continued)

(Currency: Indian rupees in million)

	As at March 31, 2021	As at March 31, 2020
16. Other financial assets		
Security deposits	623.19	629.79
Deposits placed with/exchange/depositories	73.55	91.05
Accrued interest on margin	0.08	0.07
Accrued interest on security deposits	-	2.39
Margin placed for trading in securities (refer note 11.A)	651.64	742.78
Other assets	114.00	-
Advances recoverable in cash or in kind or for value to be received	0.92	3.31
Receivables from trust	6,252.87	1,712.00
	7,716.24	3,181.39
17. Current tax assets (net)		
Advance income taxes (net of provision for tax ₹ 10,714.25, previous year ₹ 5,452.54 million)	3,250.62	1,779.55
	3,250.62	1,779.55
18. Deferred tax assets (net)		
Deferred tax assets		
Loans		
Expected credit loss	1,289.90	2,245.96
Unamortised processing fees - EIR on lending	28.63	82.20
Employee benefit obligations		
Provision for leave accumulation	1.65	4.99
Disallowances under section 43B of the Income tax act, 1961	(4.41)	1.42
Unused tax losses		
Unused tax losses - accumulated losses	4,318.60	1,869.34
Investments and other financial instruments		
Unrealised loss on Derivatives	26.59	138.41
Fair valuation of investments ; SIT - loss in valuation	1,153.04	894.06
Others	26.64	-
	6,840.64	5,236.38
Deferred tax liabilities		
Property, plant and equipment and intangibles		
Difference between book and tax depreciation	263.36	172.20
Investments and other financial instruments		
Fair valuation - Derivative financial instruments	461.02	-
Borrowings		
Effective interest rate on financial liabilities	303.31	286.27
Others	-	24.96
	1,027.69	483.43
	5,812.95	4,752.95
19. Investment property		
Investment in RE land		
Opening balance as at April 1	1,162.00	-
Add: Property acquired during the year	-	1,112.75
Add: Capitalised subsequent expenditure	-	67.52
Less: Change in fair value	-	(18.27)
	1,162.00	1,162.00



ECL Finance Limited

Notes to the financial statement for the year ended March 31, 2021 (continued)

(Currency: Indian rupees in million)

20. Property, plant and equipment and intangible assets

Particulars	Property, plant and equipment						Other Intangible Assets		Right to Use Assets*			
	Building	Leasehold improvements	Furniture and Fixtures	Vehicles	Office equipment	Computers	Total	Computer Software	Total	Right to Use Assets	Total	Total
Cost:												
As at April 1, 2019	476.87	14.41	35.99	18.90	24.56	81.66	652.39	119.85	119.85	-	-	772.24
Additions	-	19.98	2.92	3.86	7.80	7.89	42.45	82.31	82.31	298.06	298.06	422.82
Revaluation gain on building	549.29	-	-	-	-	-	549.29	-	-	-	-	549.29
Disposals	-	-	(0.01)	(8.42)	(0.26)	(10.35)	(19.04)	-	-	-	-	(19.04)
as at March 31, 2020	1,026.16	34.39	38.90	14.34	32.10	79.20	1,225.09	202.16	202.16	298.06	298.06	1,725.31
Additions	-	0.23	0.09	-	0.26	5.21	5.79	2.82	2.82	-	-	8.61
Revaluation gain on building	-	-	-	-	-	-	-	-	-	-	-	-
Disposals	-	(28.07)	(6.30)	(5.48)	(6.68)	(15.43)	(61.96)	-	-	(114.24)	(114.24)	(176.20)
as at March 31, 2021	1,026.16	6.55	32.69	8.86	25.68	68.98	1,168.92	204.98	204.98	183.82	183.82	1,557.72
Depreciation and Impairment:												
As at April 1, 2019	40.87	3.21	10.73	9.25	10.88	39.13	114.07	41.35	41.35	-	-	155.42
Deperciation/Amortisation for the year	21.80	9.10	7.56	3.07	9.80	23.62	74.95	53.12	53.12	72.53	72.53	200.60
Disposals	-	-	(0.01)	(5.99)	(0.25)	(8.81)	(15.06)	-	-	-	-	(15.06)
Adjustment of revaluation gain to accumulated depreciation	(61.99)	-	-	-	-	-	(61.99)	-	-	-	-	(61.99)
as at March 31, 2020	0.68	12.31	18.28	6.33	20.43	53.94	111.97	94.47	94.47	72.53	72.53	278.97
Deperciation/Amortisation for the year	55.87	6.01	5.10	2.92	5.03	14.25	89.18	61.50	61.50	50.47	50.47	201.15
Disposals	-	(16.29)	(3.40)	(3.56)	(5.03)	(12.53)	(40.81)	-	-	-	-	(40.81)
Adjustment of revaluation gain to accumulated depreciation	-	-	-	-	-	-	-	-	-	-	-	-
as at March 31, 2021	56.55	2.03	19.98	5.69	20.43	55.66	160.34	155.97	155.97	123.00	123.00	439.31
Net Book Value												
As at March 31, 2020	1,025.48	22.08	20.62	8.01	11.67	25.26	1,113.12	107.69	107.69	225.53	225.53	1,446.34
As at March 31, 2021	969.61	4.52	12.71	3.17	5.25	13.32	1,008.58	49.01	49.01	60.82	60.82	1,118.41

Note:

5 Charge against secured redeemable non-convertible debentures (Refer note 23.B)

**Effective 1 April 2019, the Company adopted Ind AS 116 "Leases", applied to all lease contracts existing on 1 April 2019 using the modified retrospective method and has taken the cumulative adjustment to retained earnings, on the date of initial application. Accordingly, comparatives for the year ended March 31, 2019 have not been retrospectively adjusted. On transition, the adoption of the new standard resulted in recognition of Right-of-Use asset (ROU) of Rs 237.51 millions and a lease liability of Rs 268.07 millions. The cumulative effect of applying the standard resulted in Rs. 22.87 millions*

The Company had decided to change to revaluation model from cost model for accounting of a class of fixed assets (i.e. Flats and building) as at March 31, 2020. Accordingly, the management has approved revaluation of owned land and buildings classified under property, plant and equipment. Management has adopted valuations made by duly appointed independent valuer. Accordingly, the Company has recognised the revaluation gain of Rs 457.43 millions (net of tax) in other comprehensive income for the year ended March 31, 2020.



ECL Finance Limited

Notes to the financial statement for the year ended March 31, 2021 (continued)

(Currency: Indian rupees in million)

	As at March 31, 2021	As at March 31, 2020
21. Other non-financial assets		
(Unsecured considered good, unless stated otherwise)		
Input tax credit	770.43	529.42
Contribution to gratuity fund (net)	62.97	-
Prepaid expenses	483.91	260.22
Vendor advances	33.91	239.49
Advances recoverable in cash or in kind or for value to be received	9.54	238.39
Advances to employees	2.80	20.02
	1,363.56	1,287.54
22. Trade Payables		
Payable to :		
Trade payables to non-related parties	642.62	1,078.33
(includes sundry creditors, provision for expenses, customer payables and net payable for settlement to clearing house)		
Trade payables to related parties	69.13	425.08
(refer note 49 related party disclosure)		
	711.75	1,503.41

22.A Details of dues to micro and small enterprises

Trade Payables includes Rs. Nil (March 31, 2020: Rs.Nil) payable to "Suppliers" registered under the Micro, Small and Medium Enterprises Development Act, 2006. No interest has been paid / is payable by the Company during the year to "Suppliers" registered under this act. The aforementioned is based on the responses received by the Company to its inquiries with suppliers with regard to applicability under the said Act.

	As at March 31, 2021	As at March 31, 2020
23 Debt securities		
at amortised cost (Refer Note 23.A and 23.B)		
Redeemable non-convertible debentures - secured		
Privately placed	32,691.46	41,988.66
Public issue	27,092.57	32,309.48
Market linked debentures	1,407.58	1,914.86
Compulsory Convertible Debentures - unsecured		
9% Compulsory Convertible debentures ***	9,443.98	11,042.44
Redeemable non-convertible debentures - unsecured		
Privately placed	146.02	141.94
Commercial papers - unsecured	-	1,250.00
Less: Unamortised discount	-	(13.67)
	-	1,236.33
Total	70,781.61	88,633.71
Debt securities in India	70,781.61	88,633.71
Debt securities outside India	-	-
Total	70,781.61	88,633.71

*** The conversion option in the Compulsorily convertible debentures (CCD) issued to Caisse de depot et placement du Quebec (CDPQ) has been determined as an embedded derivative based on Ind AS 109 'Financial Instruments', prescribed under section 133 of the Companies Act, 2013. The Company has performed a fair valuation of the embedded derivative based on the conversion formula agreed in the CCD agreement and has accordingly recorded a fair value gain of Rs. 1740 millions in half year ended September 30, 2020. Management has reviewed fair valuation of such embedded derivative as at March 31, 2021 and has determined that there is no further change in the fair value.



ECL Finance Limited

Notes to the financial statement for the year ended March 31, 2021 (continued)

(Currency Indian rupees in million)

23.A Maturity profile and rate of interest of debt securities are set out below:

As at March 31, 2021

Redeemable non-convertible debentures - secured

Month	Rate of Interest					Grand total
	0.00%	8% - 9%	9% - 10%	10% - 11%	MLD*	
Apr 2021	-	-	-	-	15.00	15.00
May 2021	328.00	-	-	-	50.00	378.00
Jun 2021	-	-	595.07	-	-	595.07
Aug 2021	-	-	5,964.33	-	-	5,964.33
Nov 2021	144.53	-	523.81	-	-	668.34
Dec 2021	-	1,750.00	-	-	-	1,750.00
Jan 2022	-	-	-	-	20.00	20.00
Feb 2022	-	8,000.00	-	-	-	8,000.00
Mar 2022	-	-	-	-	245.90	245.90
Apr 2022	716.24	-	-	1,648.64	-	2,364.88
Aug 2022	180.83	-	-	645.28	-	826.11
Oct 2022	-	-	750.00	-	369.20	1,119.20
Feb 2023	156.66	-	-	359.48	-	516.14
May 2023	-	-	2,000.00	-	-	2,000.00
Jun 2023	-	-	6,250.00	-	-	6,250.00
Aug 2023	-	-	3,875.86	-	4.00	3,879.86
Oct 2023	-	-	750.00	-	-	750.00
Jul 2023	-	-	-	-	22.50	22.50
Jan 2024	456.64	290.00	1,213.52	1,790.88	-	3,751.04
May 2024	144.51	-	674.13	296.75	-	1,115.39
Oct 2024	-	-	750.00	-	-	750.00
Nov 2024	99.02	-	806.22	381.09	-	1,286.33
Dec 2024	-	-	-	200.00	-	200.00
Feb 2025	-	-	-	50.00	-	50.00
Mar 2025	-	-	-	100.00	-	100.00
Apr 2025	-	-	100.00	-	-	100.00
Aug 2025	-	-	-	-	30.00	30.00
Sep 2025	-	-	-	-	70.00	70.00
Oct 2025	-	-	1,075.00	-	-	1,075.00
Nov 2025	-	-	-	360.00	-	360.00
Dec 2025	-	-	250.00	-	10.00	260.00
Jan 2026	-	-	-	-	8.00	8.00
Mar 2026	-	-	250.00	-	400.00	650.00
May 2026	-	-	200.00	-	-	200.00
Jun 2026	-	-	225.00	-	-	225.00
Aug 2026	-	-	-	-	14.70	14.70
Mar 2027	-	-	5,000.00	-	-	5,000.00
Sep 2027	-	1,250.00	-	-	-	1,250.00
Aug 2028	-	-	4,054.22	-	-	4,054.22
Jan 2029	-	-	-	2,350.00	-	2,350.00
May 2029	-	-	280.46	55.72	-	336.18
Nov 2029	-	-	323.36	114.31	-	437.67
	2,226.43	11,290.00	35,910.98	8,352.15	1,259.30	59,038.86

Add: interest accrued & effective interest rate amortisation**

2,152.75

*MLD represents market linked debentures

** Interest accrued but not due is payable on next interest payment date for respective ISINs.

61,191.61



ECL Finance Limited

Notes to the financial statement for the year ended March 31, 2021 (continued)

(Currency: Indian rupees in million)

23.A Maturity profile and rate of interest of debt securities are set out below:

Redeemable non-convertible debentures - unsecured

Month	Rate of Interest					Grand total
	0.00%	8% - 9%	9% - 10%	10% - 11%	MLD*	
Aug 2023	-	-	-	-	21.60	21.60
Apr 2026	-	-	-	-	110.00	110.00
	-	-	-	-	131.60	131.60
Add: interest accrued & effective interest rate amortisation**						14.42
						146.02

As at March 31, 2020

Redeemable non-convertible debentures - secured

Month	Rate of Interest					Grand total
	0.00%	8% - 9%	9% - 10%	10% - 11%	MLD*	
Apr 2020	-	186.00	-	-	85.00	271.00
May 2020	-	37.00	215.00	-	24.00	276.00
Jun 2020	-	314.30	600.00	-	80.00	994.30
Jul 2020	-	28.00	-	-	45.70	73.70
Aug 2020	-	-	-	-	84.50	84.50
Oct 2020	-	-	-	1,333.33	54.00	1,387.33
Nov 2020	-	-	-	-	10.00	10.00
Dec 2020	14,990.00	500.00	1,220.00	-	20.20	16,730.20
Jan 2021	-	-	-	-	20.00	20.00
Mar 2021	-	1,000.00	-	-	-	1,000.00
Apr 2021	-	-	-	-	15.00	15.00
May 2021	327.00	-	-	-	50.00	377.00
Jun 2021	-	-	600.00	-	-	600.00
Aug 2021	-	-	9,631.26	-	-	9,631.26
Sep 2021	-	5,000.00	-	-	-	5,000.00
Nov 2021	144.53	-	740.07	-	-	884.60
Jan 2022	-	-	-	-	20.00	20.00
Mar 2022	-	-	-	-	245.90	245.90
Apr 2022	-	-	-	2,357.26	-	2,357.26
Aug 2022	186.02	-	-	648.01	-	834.03
Oct 2022	-	-	750.00	-	369.20	1,119.20
Feb 2023	156.66	-	-	389.48	-	546.14
Jul 2023	-	-	-	-	22.50	22.50
Aug 2023	-	-	3,882.41	-	4.00	3,886.41
Oct 2023	-	-	750.00	-	-	750.00
Jan 2024	-	290.00	1,213.52	2,349.02	-	3,852.54
May 2024	144.97	-	615.29	296.88	-	1,057.14
Oct 2024	-	-	750.00	-	-	750.00
Nov 2024	896.52	-	860.54	473.58	-	2,230.64
Dec 2024	-	-	-	200.00	-	200.00
Feb 2025	-	-	-	50.00	-	50.00
Mar 2025	-	-	-	100.00	-	100.00
Apr 2025	-	-	100.00	-	-	100.00
Aug 2025	-	-	-	-	30.00	30.00
Sep 2025	-	-	-	-	70.00	70.00
Oct 2025	-	-	1,075.00	-	-	1,075.00
Nov 2025	-	-	-	360.00	-	360.00
Dec 2025	-	-	250.00	-	10.00	260.00
Jan 2026	-	-	-	-	8.00	8.00
Mar 2026	-	-	250.00	-	400.00	650.00
May 2026	-	-	200.00	-	-	200.00
Jun 2026	-	-	225.00	-	-	225.00
Aug 2026	-	-	-	-	16.30	16.30
Mar 2027	-	5,000.00	-	-	-	5,000.00
Sep 2027	-	1,250.00	-	-	-	1,250.00
Aug 2028	-	-	4,054.22	-	-	4,054.22
Jan 2029	-	-	-	2,320.06	-	2,320.06
May 2029	-	-	280.46	59.72	-	340.18
Nov 2029	-	-	490.02	404.78	-	894.80
	16,845.70	13,605.30	28,752.79	11,342.12	1,684.30	72,230.21

Add: interest accrued & effective interest rate amortisation** 3,982.79

76,213.00



ECL Finance Limited

Notes to the financial statement for the year ended March 31, 2021 (continued)

(Currency: Indian rupees in million)

23.A Maturity profile and rate of interest of debt securities are set out below:

*MLD represents market linked debentures

** Interest accrued but not due is payable on next interest payment date for respective ISINs.

Redeemable non-convertible debentures - unsecured

Month	Rate of Interest					Grand total
	0.00%	8% - 9%	9% - 10%	10% - 11%	MLD*	
Aug 2023	-	-	-	-	21.60	21.60
Apr 2026	-	-	-	-	110.00	110.00
	-	-	-	-	131.60	131.60
Add: interest accrued & effective interest rate amortisation**						10.34
						141.94

*MLD represents market linked debentures

** Interest accrued but not due is payable on next interest payment date for respective ISINs.

Commercial papers - unsecured

As at March 31, 2021

Month	Rate of Interest				Grand total
	7% - 8%	8% - 9%	9% - 10%	10% - 11%	
	-	-	-	-	-
	-	-	-	-	-

Note - Commercial papers were not outstanding as at March 31, 2021

As at March 31, 2020

Month	Rate of Interest				Grand total
	7% - 8%	8% - 9%	9% - 10%	10% - 11%	
May 2020	-	-	1,236.33	-	1,236.33
	-	-	1,236.33	-	1,236.33



ECL Finance Limited

Notes to the financial statement for the year ended March 31, 2021 (continued)

(Currency: Indian rupees in million)

23.B Details of debt securities:

Redeemable non-convertible debentures - secured

Privately placed:

Privately placed debentures are secured by pari passu charge on receivables from financing business, securities held for trading and property (excluding intangible assets).

During the current year, the Company has raised Rs 18,000 millions worth of redeemable non-convertible debentures through private issue (previous year NIL). As at March 31 2021 the Company has utilised the whole of the aforementioned net proceeds towards the objects of the issue as stated in the prospectus.

Public issue:

Debentures are secured by pari passu charge on receivables from financing business, securities held for trading and property (excluding intangible assets) and corporate guarantee from parent

During the previous year the Company has raised Rs 7,325.95 millions worth of redeemable non-convertible debentures through public issue. the Company has utilised the whole of the aforementioned net proceeds towards the objects of the issue as stated in the prospectus.

Market linked debentures:

Market linked debentures are secured by pari passu charge on receivables from financing business, securities held for trading and property (excluding intangible assets).

In case of market linked debentures the interest rate is linked to the performance of the underlying indices and is fluctuating in nature.

Certain benchmark linked debentures have a clause for an early redemption event which is automatically triggered on the achievement of pre determined benchmark index level(s).

Compulsory Convertible Debentures

9.00%, Compulsory Convertible Debentures (CCD) of Re 100 each fully paid are compulsory convertible into equity shares at conversion rate to be decided based on fair value of equity shares, at any time after 24 months from the date of allotment and within 5 years from date of allotment.



ECL Finance Limited

Notes to the financial statement for the year ended March 31, 2021 (continued)

(Currency: Indian rupees in million)

	As at March 31, 2021	As at March 31, 2020
24. Borrowings other than debt securities <i>(at amortised cost)</i>		
Secured		
Term loan from bank	44,570.65	55,452.88
[Secured by charge on receivables, cash & cash equivalents and other assets from financing business] (Refer Note 24.A)		
Term loans from financial institutions	4,925.00	7,419.74
[Secured by charge on receivables, cash & cash equivalents and other assets from financing business] (Refer note 24.A)		
Other borrowings		
Cash credit lines	2,467.48	14,166.77
[Secured by charge on receivables, cash & cash equivalents and other assets from financing business] (Repayable on demand, Interest rate payable in the range of 8.10% to 10%)		
Working capital demand loan	6,900.00	8,309.04
[Secured by charge on receivables, cash & cash equivalents and other assets from financing business] (Repayable on demand, Interest rate payable in the range of 8.10% to 10%)		
Tri party REPO		
TREPS facilitates, borrowing and lending of funds, in Triparty repo arrangement [Secured by pledge of government securities] [Repayable on April 05, 2021 (March 2020; Repayable on April 01, 2020)]	8,103.90	7,752.70
Unsecured		
Loan from related parties (refer note 49)	6,805.91	76.32
(Repayable on demand, Interest rate payable in the range of 10.70% to 12.25%)		
Total	73,772.94	93,177.45
Borrowings in India	73,772.94	93,177.45
Borrowings from outside India	-	-
Total	73,772.94	93,177.45



ECL Finance Limited

Notes to the financial statement for the year ended March 31, 2021 (continued)

(Currency Indian rupees in million)

24.A Maturity profile and rate of interest of borrowings from bank and other parties are set out below:

As at March 31, 2021

Term loan from bank & term loan from other parties

Month	Rate of Interest					Grand total
	8% - 9%	9% - 10%	10% - 11%	11% - 12%	14% - 15%	
Apr 2021	-	765.32	225.00	90.90	-	1,081.22
May 2021	-	427.82	-	-	-	427.82
Jun 2021	721.90	2,338.98	150.00	-	25.00	3,235.88
Jul 2021	-	802.82	725.00	91.00	-	1,618.82
Aug 2021	-	427.82	-	-	-	427.82
Sep 2021	527.74	4,493.34	550.00	-	25.00	5,596.08
Oct 2021	-	752.82	275.00	-	-	1,027.82
Nov 2021	-	577.82	-	-	-	577.82
Dec 2021	671.90	3,033.94	400.00	-	25.00	4,130.84
Jan 2022	-	802.82	650.00	-	-	1,452.82
Feb 2022	-	577.82	-	-	-	577.82
Mar 2022	287.37	3,484.63	700.00	-	25.00	4,497.00
Apr 2022	-	752.82	275.00	-	-	1,027.82
May 2022	-	552.82	-	-	-	552.82
Jun 2022	390.00	1,610.49	375.00	-	-	2,375.49
Jul 2022	-	802.82	650.00	-	-	1,452.82
Aug 2022	-	552.82	-	-	-	552.82
Sep 2022	160.69	2,784.25	675.00	-	-	3,619.94
Oct 2022	-	702.82	225.00	-	-	927.82
Nov 2022	-	552.82	-	-	-	552.82
Dec 2022	300.00	817.26	175.00	-	-	1,292.26
Jan 2023	-	752.82	275.00	-	-	1,027.82
Feb 2023	-	552.82	-	-	-	552.82
Mar 2023	-	2,168.19	125.00	-	-	2,293.19
Apr 2023	-	702.82	225.00	-	-	927.82
May 2023	-	452.82	-	-	-	452.82
Jun 2023	-	772.23	125.00	-	-	897.23
Jul 2023	-	80.60	125.00	-	-	205.60
Aug 2023	-	230.60	-	-	-	230.60
Sep 2023	-	530.60	125.00	-	-	655.60
Oct 2023	-	536.93	75.00	-	-	611.93
Nov 2023	-	230.60	-	-	-	230.60
Dec 2023	-	280.60	125.00	-	-	405.60
Jan 2024	-	80.60	125.00	-	-	205.60
Feb 2024	-	230.60	-	-	-	230.60
Mar 2024	-	479.00	125.00	-	-	604.00
Apr 2024	-	100.00	75.00	-	-	175.00
May 2024	-	150.00	-	-	-	150.00
Jun 2024	-	150.00	-	-	-	150.00
Jul 2024	-	-	50.00	-	-	50.00
Aug 2024	-	149.57	-	-	-	149.57
Sep 2024	-	300.00	-	-	-	300.00
Oct 2024	-	100.00	-	-	-	100.00
Dec 2024	-	150.00	-	-	-	150.00
Jan 2025	-	-	50.00	-	-	50.00
Mar 2025	-	300.00	-	-	-	300.00
Apr 2025	-	100.00	-	-	-	100.00
Sep 2025	-	150.00	-	-	-	150.00
Mar 2026	-	150.00	-	-	-	150.00
Sep 2026	-	150.00	-	-	-	150.00
Mar 2027	-	150.00	-	-	-	150.00
Sep 2027	-	150.00	-	-	-	150.00
Mar 2028	-	150.00	-	-	-	150.00
Sep 2028	-	150.00	-	-	-	150.00
Mar 2029	-	150.00	-	-	-	150.00
Sep 2029	-	219.88	-	-	-	219.88
	3,059.60	38,616.15	7,675.00	181.90	100.00	49,632.65

Add: interest accrued & effective interest rate amortisation**

-137.00

49,495.65



ECL Finance Limited

Notes to the financial statement for the year ended March 31, 2021 (continued)

(Currency Indian rupees in million)

24.A Maturity profile and rate of interest of borrowings from bank and other parties are set out below:

As at March 31, 2020

Term loan from bank & term loan from other parties

Month	Rate of Interest				Grand total
	8% - 9%	9% - 10%	10% - 11%	11% - 12%	
Apr 2020	283.40	615.90	50.00	-	949.30
May 2020	100.00	187.50	25.00	-	312.50
Jun 2020	1,552.48	2,302.53	588.06	225.00	4,668.07
Jul 2020	732.60	540.90	72.37	125.00	1,470.87
Aug 2020	100.00	187.50	25.00	-	312.50
Sep 2020	3,219.15	1,869.20	425.56	225.00	5,738.91
Oct 2020	200.00	565.90	22.37	125.00	913.27
Nov 2020	100.00	187.50	25.00	-	312.50
Dec 2020	1,551.68	1,969.10	320.00	225.00	4,065.78
Jan 2021	650.00	540.90	-	125.00	1,315.90
Feb 2021	100.00	187.50	25.00	-	312.50
Mar 2021	3,135.75	1,869.20	320.00	50.00	5,374.95
Apr 2021	200.00	565.90	-	125.00	890.90
May 2021	100.00	175.00	25.00	-	300.00
Jun 2021	1,469.08	1,969.20	320.00	50.00	3,808.28
Jul 2021	650.00	541.00	-	125.00	1,316.00
Aug 2021	100.00	150.00	25.00	-	275.00
Sep 2021	2,969.08	1,869.10	320.00	-	5,158.18
Oct 2021	200.00	475.00	-	50.00	725.00
Nov 2021	100.00	150.00	25.00	-	275.00
Dec 2021	1,469.08	1,906.60	282.50	-	3,658.18
Jan 2022	650.00	450.00	-	50.00	1,150.00
Feb 2022	100.00	150.00	25.00	-	275.00
Mar 2022	2,906.58	665.00	150.00	-	3,721.58
Apr 2022	200.00	475.00	-	50.00	725.00
May 2022	100.00	150.00	-	-	250.00
Jun 2022	1,406.58	550.00	-	-	1,956.58
Jul 2022	650.00	450.00	-	50.00	1,150.00
Aug 2022	100.00	150.00	-	-	250.00
Sep 2022	2,856.58	450.00	-	-	3,306.58
Oct 2022	250.00	475.00	-	-	725.00
Nov 2022	100.00	150.00	-	-	250.00
Dec 2022	450.00	350.00	-	-	800.00
Jan 2023	600.00	125.00	-	-	725.00
Feb 2023	100.00	150.00	-	-	250.00
Mar 2023	100.00	450.00	-	-	550.00
Apr 2023	150.00	475.00	-	-	625.00
May 2023	-	150.00	-	-	150.00
Jun 2023	-	350.00	-	-	350.00
Jul 2023	-	125.00	-	-	125.00
Aug 2023	-	150.00	-	-	150.00
Sep 2023	-	450.00	-	-	450.00
Oct 2023	-	475.00	-	-	475.00
Nov 2023	-	150.00	-	-	150.00
Dec 2023	-	350.00	-	-	350.00
Jan 2024	-	125.00	-	-	125.00
Feb 2024	-	150.00	-	-	150.00
Mar 2024	-	400.00	-	-	400.00
Apr 2024	-	175.00	-	-	175.00
May 2024	-	150.00	-	-	150.00
Jun 2024	-	175.00	-	-	175.00
Jul 2024	-	50.00	-	-	50.00
Sep 2024	-	175.00	-	-	175.00
Oct 2024	-	100.00	-	-	100.00
Dec 2024	-	175.00	-	-	175.00
Jan 2025	-	50.00	-	-	50.00
Mar 2025	-	25.00	-	-	25.00
	29,702.04	28,440.43	3,070.86	1,600.00	62,813.33

Add: interest accrued & effective interest rate amortisation**

59.29

62,872.62

** Interest accrued but not due is payable on next interest payment date for respective term loan



ECL Finance Limited

Notes to the financial statement for the year ended March 31, 2021 (continued)

(Currency: Indian rupees in million)

	As at March 31, 2021	As at March 31, 2020
25. Subordinated liabilities (unsecured)		
<i>(at amortised cost)</i>		
<i>(Refer Note 25.A)</i>		
Subordinated debt		
Privately placed non-convertible redeemable	7,634.71	8,350.18
Public issue of non-convertible redeemable	-	4,409.10
Market linked debentures	4,100.39	3,756.95
Perpetual debt	3,272.12	3,273.05
Total	15,007.22	19,789.28
Subordinated liabilities in India	15,007.22	19,789.28
Subordinated liabilities outside India	-	-
Total	15,007.22	19,789.28

25.A Maturity profile and rate of interest of subordinated liabilities are set out below:

As at March 31, 2021

Subordinated debt (unsecured)

Month	Rate of Interest				MLD*	Grand total
	9% - 10%	10% - 11%	11% - 12%			
Jun 2022	-	-	500.00	-	-	500.00
Jun 2023	-	-	-	1,253.30	-	1,253.30
Jul 2023	-	-	-	253.00	-	253.00
Aug 2023	-	-	-	1,179.50	-	1,179.50
May 2025	-	-	2,998.00	-	-	2,998.00
Jun 2025	-	-	-	50.00	-	50.00
Sep 2025	-	200.00	-	-	-	200.00
Jun 2026	-	2,500.00	-	-	-	2,500.00
Apr 2027	-	-	-	450.00	-	450.00
Jun 2027	-	-	-	100.00	-	100.00
Sep 2027	200.00	-	-	-	-	200.00
Oct 2027	1,000.00	-	-	-	-	1,000.00
	1,200.00	2,700.00	3,498.00	3,285.80	-	10,683.80

Add: interest accrued & effective interest rate amortisation**

1,051.30

11,735.10

*MLD represents market linked debentures

** Interest accrued but not due is payable on next interest payment date for respective ISINs.



ECL Finance Limited

Notes to the financial statement for the year ended March 31, 2021 (continued)

(Currency: Indian rupees in million)

Perpetual debt

Month	Rate of Interest			Grand total
	9% - 10%	10% - 11%	11% - 12%	
May 2027	-	3,000.00	-	3,000.00
	-	3,000.00	-	3,000.00

Add: interest accrued & effective interest rate amortisation** 272.12

3,272.12

As at March 31, 2020

Subordinated debt (unsecured)

Month	Rate of Interest			MLD*	Grand total
	9% - 10%	10% - 11%	11% - 12%		
Apr 2020	-	-	3,955.06	-	3,955.06
Sep 2020	-	-	500.00	-	500.00
Dec 2020	-	-	200.00	-	200.00
Jun 2022	-	-	500.00	-	500.00
Jun 2023	-	-	-	1,253.30	1,253.30
Jul 2023	-	-	-	253.00	253.00
Aug 2023	-	-	-	1,179.50	1,179.50
May 2025	-	-	2,998.00	-	2,998.00
Jun 2025	50.00	-	-	-	50.00
Sep 2025	-	200.00	-	-	200.00
Jun 2026	-	2,500.00	-	-	2,500.00
Apr 2027	450.00	-	-	-	450.00
Jun 2027	100.00	-	-	-	100.00
Sep 2027	200.00	-	-	-	200.00
Oct 2027	1,000.00	-	-	-	1,000.00
	1,800.00	2,700.00	8,153.06	2,685.80	15,338.86

Add: interest accrued & effective interest rate amortisation** 1,177.37

16,516.23

Perpetual debt

Month	Rate of Interest			Grand Total
	9% - 10%	10% - 11%	11% - 12%	
May 2027	-	3,000.00	-	3,000.00
	-	3,000.00	-	3,000.00

Add: interest accrued & effective interest rate amortisation** 273.05

3,273.05

*MLD represents market linked debentures

** Interest accrued but not due is payable on next interest payment date for respective ISINs.

25.B Details of subordinated liabilities:

Market Linked Debentures:

In case of market linked debentures the interest rate is linked to the performance of the underlying indices and is fluctuating in nature.

Certain benchmark linked debentures have a clause for an early redemption event which is automatically triggered on the achievement of pre determined benchmark index level.

Perpetual debt:

Step up of 1% in coupon once during the life of the instrument after 10 years from the date of allotment, if call option is not exercised.



ECL Finance Limited

Notes to the financial statement for the year ended March 31, 2021 (continued)

(Currency: Indian rupees in million)

	As at March 31, 2021	As at March 31, 2020
26. Other financial liabilities		
Payable on behalf of employees	33.48	-
Payable on account of securitisation	3,931.17	3,650.11
Book overdraft	-	44.03
Accrued salaries and benefits	18.84	7.50
Payable - SLB segment	-	253.51
Lease liabilities (refer note 41.C)	75.99	267.10
	4,059.48	4,222.25
27. Current tax liabilities (net)		
Provision for taxation (net of advance Tax ₹ Nil, previous year ₹ 5,527.18 million)	-	192.61
	-	192.61
28. Provisions		
Provision for employee benefits		
Gratuity (Refer Note 40.A)	-	4.77
Compensated leave absences	6.54	19.84
	6.54	24.61
29. Other non-financial liabilities		
Statutory liabilities*	184.60	280.09
Others	34.27	65.54
	218.87	345.63

* Includes withholding taxes, Provident fund, profession tax and other statutory dues payables



ECL Finance Limited

Notes to the financial statement for the year ended March 31, 2021 (continued)

(Currency: Indian rupees in million)

	As at March 31, 2021		As at March 31, 2020	
	No of shares	Amount	No of shares	Amount
30. Equity share capital				
Authorised :				
Equity shares of Re.1 each	6,70,00,00,000	6,700.00	6,70,00,00,000	6,700.00
Preference shares of Rs 10 each	40,00,000	40.00	40,00,000	40.00
	6,70,40,00,000	6,740.00	6,70,40,00,000	6,740.00
Issued, subscribed and paid up:				
Equity shares of Re.1 each	2,13,82,67,650	2,138.27	2,13,82,67,650	2,138.27
	2,13,82,67,650	2,138.27	2,13,82,67,650	2,138.27

A. Reconciliation of number of shares

	As at March 31, 2021		As at March 31, 2020	
	No of shares	Amount	No of shares	Amount
Outstanding at the beginning of the year	2,13,82,67,650	2,138.27	2,13,82,66,650	2,138.27
Shares issued during the year*	-	-	1,000	0*
Outstanding at the end of the year	2,13,82,67,650	2,138.27	2,13,82,67,650	2,138.27

Notes:

Financial year 2020

During the previous year the Company has issued 1000 fully paid-up equity shares of ₹ 1 each at a premium of ₹ 31 each for aggregate consideration of ₹ 32,000 to CDPQ Private Equity Asia Pte Limited.

B. Terms/rights attached to equity shares :

The Company has only one class of equity shares having a par value of ₹ 1 per share. Each holder of equity shares is entitled to one vote per share.

In the event of liquidation of the Company, the equity shareholders will be entitled to receive the remaining assets of the Company, after distribution of all preferential amounts, if any, in proportion to the number of equity shares held by the shareholders.

C. Shares held by holding/ultimate holding company and/or their subsidiaries/associates

	As at March 31, 2021		As at March 31, 2020	
	No of shares	% holding	No of shares	% holding
Holding company				
Edelweiss Financial Services Limited	2,13,82,66,650	99.99%	1,66,19,89,133	77.73%
Fellow subsidiaries				
Edelweiss Securities Limited	-	-	9,74,16,683	4.56%
Edelweiss Rural & Corporate Services Limited	-	-	29,44,72,650	13.77%
Edel Finance Limited	-	-	8,43,88,184	3.95%
Others				
CDPQ Private Equity Asia Pte Limited.	1,000	0.00%	1,000	0.00%
	2,13,82,67,650	100.00%	2,13,82,67,650	100.00%

D. Details of shares held by shareholders holding more than 5% of the aggregate shares in the Company

	As at March 31, 2021		As at March 31, 2020	
	No of shares	% holding	No of shares	% holding
Holding company#				
Edelweiss Financial Services Limited	2,13,82,66,650	99.99%	1,66,19,89,133	77.73%
Fellow subsidiaries				
Edelweiss Rural & Corporate Services Limited	-	0.00%	29,44,72,650	13.77%
	2,13,82,66,650	100.00%	1,95,64,61,783	91.50%

including 6 shares held by nominees of Edelweiss Financial Services Limited

E. There are no shares reserved for issue under options and contracts / commitments for the sale of shares / disinvestment.

F. Company has not issued any shares for consideration other than cash



ECL Finance Limited

Notes to the financial statement for the year ended March 31, 2021 (continued)

(Currency: Indian rupees in million)

31. Other equity

	As at March 31, 2021	As at March 31, 2020
Securities premium reserve	11,879.96	11,879.96
Statutory reserve	5,028.78	5,024.31
Debenture redemption reserve	2,736.39	3,837.87
Retained earnings	2,476.29	1,305.75
Deemed capital contribution - equity	140.02	140.02
Revaluation Reserve	423.59	457.43
	22,685.03	22,645.34

A. Nature and purpose of reserves

a. Securities premium reserve

Securities premium reserve is used to record the premium on issue of shares. The reserve can be utilised only for limited purposes such as issuance of bonus shares in accordance with the provisions of the Companies Act, 2013.

b. Statutory reserve

Reserve created under 45-IC(1) in The Reserve Bank of India Act, 1934 a sum not less than twenty per cent of its net profit every year as disclosed in the profit and loss account and before any dividend is declared.

c. Debenture redemption reserve

The Company being an NBFC is required to create and maintain debenture redemption reserve (DRR) equivalent to 25% of the public issue of debentures, as required by Companies Act, 2013. The amounts credited to the DRR may not be utilised except on redemption of such debentures. On redemption of debentures, the amount may be transferred from debenture redemption reserve to retained earnings. However, as per the recent amendment to the Companies Act 2013, NBFCs are no longer required to create and maintain DRR. Accordingly, the Company has not created incremental DRR on existing public issue of debentures, post the said amendment, though the Company continues to maintain the DRR created earlier till the maturity of these debentures.

d. Retained earnings

Retained earnings comprises of the Company's undistributed earnings after taxes.

e. Deemed capital contribution - equity

Deemed capital contribution relates to share options granted to eligible employees of the Company by the parent company under its employee share option plan.

f. Revaluation Reserve

The revaluation reserve relates to the revaluation of property, plant and equipment done



ECL Finance Limited

Notes to the financial statement for the year ended March 31, 2021 (continued)

(Currency: Indian rupees in million)

31. Other equity

B. Movement in Other equity

	As at March 31, 2021	As at March 31, 2020
I. Securities premium reserve		
Opening balance	11,879.96	11,879.93
Add : Premium Received on issue of securities	-	0.03
	11,879.96	11,879.96
II. Statutory reserve		
Opening balance	5,024.31	5,024.31
Add : Reserve created for the year	4.47	-
	5,028.78	5,024.31
III. Debenture redemption reserve		
Opening balance	3,837.87	3,837.87
Add : Reserve created for the year	-	-
Less: transferred to retained earnings	(1,101.48)	-
	2,736.39	3,837.87
IV. Retained earnings		
Opening balance	1,305.75	15,474.12
Add: Profit/(Loss) for the year	22.35	(14,144.59)
Add: Other comprehensive income	17.34	(0.91)
Add: transferred from debenture redemption reserve	1,101.48	-
Less: Impact of Lease accounting	-	(22.87)
Add: Balance released revaluation reserve	33.84	-
Amount available for appropriation	2,480.76	1,305.75
Appropriations:		
Transfer to statutory reserve	(4.47)	-
	2,476.29	1,305.75
V. Deemed capital contribution - equity		
Opening balance	140.02	140.02
Add : ESOP charge for the year	-	-
	140.02	140.02
VI. Revaluation Reserve		
Opening Balance	457.43	-
Add : Reserve Created during the year	-	457.43
Less : Transferred to retained earnings	(33.84)	-
	423.59	457.43
	22,685.03	22,645.34



ECL Finance Limited

Notes to the financial statement for the year ended March 31, 2021 (continued)

(Currency: Indian rupees in million)

32. Interest Income

On financial assets measured at amortised cost

Interest on loans

Loans

16,292.38 31,962.15

Interest income from investments

Collateralised borrowing and lending operations / TriParty REPO

- 19.89

Investment in preference shares

68.86 63.39

Interest on deposits with bank

Fixed deposits

112.19 59.81

Other interest income

Margin with brokers

32.32 132.00

Others

177.87 26.70

16,683.62 32,263.94

On financial assets measured at FVTPL

Interest income from investments

Interest income - securities held for trading

827.76 1,466.44

827.76 1,466.44

17,511.38 33,730.38

33. Dividend Income

Dividend - Securities held for trading

23.36 1,466.33

Dividend - preference shares

- 0.70

23.36 1,467.03

34. Fee income

Processing and other fees

849.94 1,369.00

849.94 1,369.00

35. Net gain/ (loss) on financial instruments at FVTPL

Investments

Profit on trading - Securities held for trading (net)

1,303.66 1,749.07

Fair value - Securities held for trading (net)

234.08 (1,714.75)

Derivatives

Profit on trading - Interest rate swap (net)

(0.35) 75.77

Profit on trading - Equity derivative instruments (net)

115.22 769.19

Profit on trading - Currency derivative instruments (net)

- -

Profit / (loss) on trading - Interest rate derivative instruments (net)

46.09 (381.88)

Fair value - Derivative financial instruments (net)

(53.53) (210.11)

Others

Profit on sale/redemption - Security receipts

(739.29) 70.25

Fair value - Security receipts

(1,118.01) (775.88)

Fair value - debt instruments (CCD)

1,740.00 -

(Refer note 39 A)

1,527.87 (418.34)

Fair value changes

Realised

725.33 2,282.40

Unrealised

802.54 (2,700.74)

1,527.87 (418.34)

36. Other income

Miscellaneous income

207.89 28.46

207.89 28.46



ECL Finance Limited
Notes to the financial statement for the year ended March 31, 2021 (continued)

(Currency Indian rupees in million)

	For the year ended March 31, 2021	For the year ended March 31, 2020
37. Finance costs		
<i>On financial liabilities measured at amortised cost</i>		
Interest on borrowings other than debt securities	7,567.97	11,234.42
Interest on debt securities	7,850.17	11,001.21
Interest on subordinated liabilities	911.50	1,415.87
Other finance cost and bank charges	514.26	585.10
Interest on lease liabilities	16.79	28.85
<i>(Refer note 41.C)</i>		
	16,860.69	24,265.45
38. Net loss on derecognition of financial instruments		
<i>(Refer note 39.A)</i>		
Loss on sale of credit impaired assets	3,724.22	12,101.74
<i>(Refer note 54.D)</i>		
	3,724.22	12,101.74
39. Impairment on financial instruments		
<i>(Refer note 39.A)</i>		
Provision for diminution in value of Investment	-	46.23
Expected credit loss		
Loans (Including undrawn commitments)	(3,918.92)	6,947.79
Bad debts and advances written off	(642.82)	3,465.88
Trade receivables	(13.11)	20.52
Other Credit Cost	395.48	770.29
Provision for credit loss on securitisation	(0.07)	2.27
	(4,179.44)	11,252.98

39.A During the previous year ended March 31, 2020, the Company completed its re-assessment of probability of default, loss given default in respect of exposures to certain sectors that were experiencing operational challenges. Credit and market risks for certain counter parties increased significantly relative to such risks at initial recognition, resulting in recognition of higher amount of expected credit losses and gain/loss on fair value changes for the year ended March 31, 2020. Management judgement for expected credit losses and gain/loss on fair values changes has been accentuated on account of factors caused by the COVID-19 pandemic. Accordingly, the Company has recorded for the year ended March 31, 2020, an amount of Rs 11,252.98 towards impairment on financial instruments, Rs. 12,101.74 towards net loss on derecognition of financial instrument and Rs. 775.88 towards fair value change on security receipts.

39.B Under the Shareholders' Agreement dated March 5, 2019, entered between Edelweiss Financial Services Limited (EFSL), CDPQ Private Equity Asia PTE. Limited (CDPQ) and the Company (together referred as Parties), EFSL had agreed, pursuant to clause 8.1 & 8.2 to make equity investment of an amount equivalent to the amount of losses on Select real state/structured finance Loans (Select Loans) into the Company within six months of the default leading to loss incurred by the Company on or before the date of the conversion of the Investor CCDs into Equity Shares. The rationale for this undertaking was to keep the total equity/net worth of the Company unimpacted on account of impairment in these loan accounts. During the year ended March 31, 2021, Parties have discussed and agreed that loss event for two of the borrowers in the Select Loans have crystalized and hence, EFSL has agreed to make good the loss amounting to Rs. 1400.10 millions incurred by the Company in earlier years. Accordingly, ECLF has recorded such recovery in its profit and loss account for the year ended March 31, 2021. The Parties have agreed that no loss event has been crystalized in respect of other Select Loans mentioned in above said clauses of the agreement and hence as at March 31, 2021 there is no obligation EFSL has as at March 31, 2021.

	For the year ended March 31, 2021	For the year ended March 31, 2020
40. Employee benefit expenses		
Salaries wages and bonus	898.38	1,531.49
Contribution to provident and other funds	54.94	106.90
Expense on share based payments - refer note below	7.44	46.66
Staff welfare expenses	24.25	51.15
Employee Stock Appreciation Rights (ESAR) - Refer note below	27.63	-
	1,012.64	1,736.20

Notes:

1) Edelweiss Financial Services Limited ("EFSL") the holding Company has granted an ESOP/ESAR option to acquire equity shares of EFSL that would vest in a graded manner to Company's employees. Based on group policy / arrangement, EFSL has charged the fair value of such stock options, Company has accepted such cross charge and recognised the same under the employee cost.

2) The Indian Parliament has approved the Code on Social Security, 2020 which subsumes the Provident Fund and the Gratuity Act and rules there under. The Ministry of Labour and Employment has also released draft rules thereunder on 13 November 2020, and has invited suggestions from stakeholders which are under active consideration by the Ministry. The Company will evaluate the rules, assess the impact, if any, and account for the same once the rules are notified and become effective.



ECL Finance Limited

Notes to the financial statement for the year ended March 31, 2021 (continued)

(Currency Indian rupees in million)

40.A Employee Benefits

a) Defined contribution plan - provident funds

In accordance with Employees' Provident Fund and Miscellaneous Provisions Act, 1952, employees of the Company are entitled to receive benefits under the provident fund, a defined contribution plan, in which, both the employee and the Company contribute monthly at a determined rate. These contributions are made to a recognized provident fund administered by Regional Provident Fund Commissioner. The employees contribute 12% of their basic salary and the Company contributes an equal amount.

The Company recognised Rs. 45.51 million (March 31, 2020 : Rs 82.36 million) for provident fund and other contributions in the Statement of profit and loss

b) Defined benefit plan - gratuity

In accordance with the Payment of Gratuity Act, 1972, the Company provides for gratuity, a non-contributory defined benefit arrangement providing lump-sum gratuity benefits expressed in terms of final monthly salary and year of service, covering all employees. The plan provides a lump sum payment to vested employees at retirement or termination of employment in accordance with the rules laid down in the Payment of Gratuity Act, 1972.

The most recent actuarial valuation of plan assets and the present value of the defined benefit obligation for gratuity were carried out as at March 31, 2021. The present value of the defined benefit obligations and the related current service cost and past service cost, were measured using the Projected Unit Credit Method.

Based on the actuarial valuation obtained in this respect, the following table sets out the status of the gratuity plan and the amounts recognised in the Company's financial statements as at balance sheet date:

Particulars	As at March 31, 2021	As at March 31, 2020
Present value of funded obligations (A)	55.22	102.01
Fair value of plan assets (B)	118.19	97.24
Present value of funded obligations (A - B)	(62.97)	4.77
Net deficit / (assets) are analysed as:		
Liabilities - (refer note 27)	-	4.77

Movement in net defined benefit (asset) liability

The following table shows a reconciliation from the opening balances to the closing balances for net defined benefit (asset) liability and its components:

Particulars	Defined benefit obligation (DBO)		Fair value of plan assets		Net defined benefit (asset) liability	
	March 31, 2021	March 31, 2020	March 31, 2021	March 31, 2020	March 31, 2021	March 31, 2020
Opening balance	102.01	93.02	97.24	88.62	4.77	4.40
Current service cost	8.73	19.82	-	-	8.73	19.82
Interest cost (income)	4.04	6.50	5.72	5.80	(1.68)	0.70
	114.78	119.34	102.96	94.42	11.82	24.92
Other comprehensive income						
Remeasurement loss (gain):						
Experience	(8.09)	(11.28)	15.23	(5.72)	(23.32)	(5.56)
Financial assumptions	0.15	6.11	-	-	0.15	6.11
	(7.94)	(5.17)	15.23	(5.72)	(23.17)	0.55
Others						
Transfer in/ (out)	(33.48)	(0.09)	-	-	(33.48)	(0.09)
Contributions by employer	-	-	18.13	20.61	(18.13)	(20.61)
Benefits paid	(18.13)	(12.07)	(18.13)	(12.07)	-	-
Closing balance	55.23	102.01	118.19	97.24	(62.96)	4.77
Represented by						
Net defined benefit asset					62.96	-
Net defined benefit liability						4.77



ECL Finance Limited**Notes to the financial statement for the year ended March 31, 2021 (continued)**

(Currency: Indian rupees in million)

40.A Employee Benefits**Components of defined benefit plan cost:**

Particulars	For year ended March 31, 2021	For year ended March 31, 2020
Recognised in statement of profit or loss		
Current service cost	8.73	19.82
Interest cost / (income) (net)	(1.68)	0.70
Total	<u>7.05</u>	<u>20.52</u>
Recognised in other comprehensive income		
Remeasurement of net defined benefit liability/(asset)	(23.17)	0.55
Total	<u>(23.17)</u>	<u>0.55</u>

Percentage break-down of total plan assets

Particulars	as at March 31, 2021	as at March 31, 2020
Investment funds with insurance company		
Of which, unit linked	95.10	97.40
Cash and cash equivalents	4.90	2.60
	<u>100.00</u>	<u>100.00</u>

Note: None of the assets carry a quoted market price in an active market or represent the entity's own transferable financial instruments or are property occupied by the entity.

Actuarial assumptions:

The following were the principal actuarial assumptions at the reporting date:

Particulars	As at March 31, 2021	As at March 31, 2020
Discount rate	5.00%	5.90%
Salary growth rate	7.00%	7.00%
Withdrawal/attrition rate (based on categories)	25.00%	13% to 25%
Mortality rate	IALM 2012-14(Ultimate)	IALM 2012-14(Ultimate)
Expected weighted average remaining working lives of employees	3 Years	4 Years
Interest rate on net DBO/ (asset) (% p.a.)	5.90%	7.00%

Notes:

- The discount rate is based on the benchmark yields available on Government Bonds at reporting date.
- The estimates of future salary increases take into account the inflation, seniority, promotion and other relevant factors.
- Assumptions regarding future mortality experience are set in accordance with the statistics published by the Life Insurance Corporation of India.



ECL Finance Limited

Notes to the financial statement for the year ended March 31, 2021 (continued)

(Currency: Indian rupees in million)

40.A Employee Benefits

Sensitivity analysis:

Reasonably possible changes at the reporting date to one of the relevant actuarial assumptions, holding other assumptions constant, would have affected the defined benefit obligation by the amounts shown below.

	As at March 31, 2021		As at March 31, 2020	
	Increase	Decrease	Increase	Decrease
Salary Growth Rate (+/- 1%)	1.78	(1.70)	5.61	(5.29)
Discount Rate (+/- 1%)	(1.72)	1.83	(5.30)	5.73
Withdrawal Rate (+/- 1%)	(0.13)	0.14	(0.30)	0.33

Note: The sensitivity is performed on the DBO at the respective valuation date by modifying one parameter whilst retaining other parameters constant. There are no changes from the previous year to the methods and assumptions underlying the sensitivity analyses.

Description of asset liability matching (ALM) policy

The Company has an insurance plan invested in market linked bonds. The investment returns of the market-linked plan are sensitive to the changes in interest rates. The liabilities' duration is not matched with the assets' duration.

Description of funding arrangements and funding policy that affect future contributions

The liabilities of the fund are funded by assets. The company aims to maintain a close to full-funding position at each Balance Sheet date. Future expected contributions are disclosed based on this principle.

Maturity profile

The weighted average duration of the obligation is 3 years (March 31, 2020: 4 years) as at the date of valuation. This represents the weighted average of the expected remaining lifetime of all plan participants.

Asset liability comparisons

Particulars	March 31, 2021	March 31, 2020	March 31, 2019	March 31, 2018
Present value of DBO	55.22	102.01	93.02	58.74
Fair value of plan assets	118.19	97.24	88.62	59.48
Net (assets)/liability	-62.97	4.77	4.40	(0.74)

C) Compensated absences :

The Company provides for accumulated compensated absences as at the balance sheet date using projected unit credit method based on actuarial valuation.



ECL Finance Limited

Notes to the financial statement for the year ended March 31, 2021 (continued)

(Currency Indian rupees in million)

41. Other expenses

	For the year ended March 31, 2021	For the year ended March 31, 2020
Advertisement and business promotion	1.38	20.88
Auditors' remuneration (refer note 41.A)	15.36	17.02
Commission and brokerage	85.33	218.94
Communication	9.61	20.88
Directors' sitting fees	1.00	1.00
Insurance	2.08	0.34
Legal and professional fees	518.48	678.13
Management fees paid to Asset reconstruction companies	1,661.44	676.62
Printing and stationery	4.08	13.30
Rates and taxes	11.06	-2.27
Rent (refer note 41.C & 41.D)	75.29	134.36
Repairs and maintenance (refer note 41.D)	7.94	17.00
Electricity charges (refer note 41.D)	5.57	10.92
Computer expenses	99.43	78.31
Corporate social responsibility (refer note 41.B)	64.56	196.60
Corporate guarantee commission	193.48	-
Clearing & custodian charges	16.01	36.43
Dematerialisation charges	1.76	4.24
Rating support fees (refer note 41.D)	34.92	30.57
Loss on sale of property, plant and equipment	7.59	-2.15
Membership and subscription	2.15	3.96
Office expenses (refer note 41.D)	220.07	727.93
Securities transaction tax	170.28	115.37
Loan origination cost	204.25	542.46
Goods & service tax expenses	452.76	554.75
Stamp duty	60.97	58.40
Travelling and conveyance	12.65	64.14
Miscellaneous expenses	143.92	51.24
Housekeeping and security charges (refer note 41.D)	16.41	25.42
Amortisation - Right to Use Assets	2.42	-
	4,102.25	4,294.79

41.A Auditors' remuneration:

	For the year ended March 31, 2021	For the year ended March 31, 2020
As a Auditor		
Statutory audit of the company	7.00	7.00
Limited review	4.50	3.00
Fees for debentures issuances/other services	3.40	6.35
Towards reimbursement of expenses	0.21	0.67
	15.11	17.02

41.B Details of CSR Expenditure:

	For the year ended March 31, 2021	For the year ended March 31, 2020
Gross Amount required to be spent by the Company as per the provisions of Section 135 of Companies Act 2013.	-	166.56
Amount Spent (paid in cash)		
i) Construction/ acquisition of any assets	-	-
ii) On purpose other than (i) above	64.56	196.60
Amount Spent (yet to be paid in cash)		
i) Construction/ acquisition of any assets	-	-
ii) On purpose other than (i) above	-	-
	64.56	196.60
Amount paid to EdelGive Foundation (refer note 49 related party disclosure)	64.56	166.00
Paid to external parties	-	30.60
	64.56	196.60



ECL Finance Limited

Notes to the financial statement for the year ended March 31, 2021 (continued)

(Currency: Indian rupees in million)

41.C Transition to Ind AS 116 on Lease

Effective April 1, 2019, the Company has adopted Ind AS 116 "Leases" and applied the standard to all lease contracts existing on April 1, 2019 using modified retrospective method. The Company recorded the lease liability at the present value of the lease payments discounted at the incremental borrowing rate and the right of use assets at an amount equal to the lease liability discounted at the incremental borrowing rate at the date of initial application.

Right to use of assets

	As at March 31, 2021	As at March 31, 2020
Building		
Opening balance as at April 01, 2020 (Transition to Ind AS 116)	225.53	237.51
Addition / disposal during year	(114.24)	60.55
Depreciation expenses	(50.47)	(72.53)
Closing balance as at March 31, 2021	60.82	225.53

Lease liability

	As at March 31, 2021	As at March 31, 2020
Opening balance as at April 01, 2020 (Transition to Ind AS 116)	267.10	268.07
Addition/closed during year	(134.47)	60.55
Accretion of interest	16.79	28.85
Payments during the year	(73.43)	(90.37)
Closing balance as at March 31, 2021	75.99	267.10

On transition, the adoption of the new standard resulted in recognition of Right-of-Use asset (ROU) of Rs 237.51 millions and a lease liability of Rs 268.07 millions. The cumulative effect of applying the standard resulted in Rs. 22.87 millions being debited to retained earnings, net of taxes.

Amount recognised in statement of profit and loss

	For the year ended March 31, 2021	For the year ended March 31, 2020
Depreciation expenses - right of use assets	50.47	72.53
Interest expenses on lease liabilities	16.79	28.85
Expenses relating to short term leases (included in other expenses)	75.29	134.36
Total amount recognised in statement of profit and loss	142.55	235.74

41.D Cost sharing

Edelweiss Financial Services Limited, being the holding company along with fellow subsidiaries incurs expenditure like Group Medclaim, insurance, rent, electricity charges etc. which is for the common benefit of itself and its certain subsidiaries, fellow subsidiaries including the Company. This cost so expended is reimbursed by the Company on the basis of number of employees, time spent by employees of other companies, actual identifications etc. On the same lines, employees' costs expended (if any) by the Company for the benefit of fellow subsidiaries is recovered by the Company. Accordingly, and as identified by the management, the expenditure heads in note 40 and 41 include reimbursements paid and are net of reimbursements received based on the management's best estimate are Rs. 253.27 millions (previous year Rs. 1,001.26 millions)



ECL Finance Limited**Notes to the financial statement for the year ended March 31, 2021 (continued)**

(Currency: Indian rupees in million)

42. Income tax**Component of income tax expenses**

	For the year ended March 31, 2021	For the year ended March 31, 2020
Current tax	-	-
Adjustment in respect of current income tax of prior years	(557.59)	(117.39)
Deferred tax relating to temporary differences	(1,065.83)	(3,413.25)
Total tax charge for the year	(1,623.42)	(3,530.64)
Current tax (refer note 42.A)	(557.59)	(117.39)
Deferred tax (refer note 42.B)	(1,065.83)	(3,413.25)

42.A The income tax expenses for the year can be reconciled to the accounting profit as follows:

	For the year ended March 31, 2021	For the year ended March 31, 2020
Profit before taxes	(1,601.07)	(17,675.23)
Statutory income tax rate	25.17%	25.17%
Tax charge at statutory rate	(402.96)	(4,448.50)
Tax effect of :		
A) Adjustment in respect of current income tax of prior year	(557.59)	(117.39)
B) Income not subject to tax or chargeable to lower tax rate	(17.33)	(385.65)
C) Tax impact due to revaluation of deferred tax due to change in Income tax rate*	-	415.78
D) Item on which no deferred tax is created	252.76	954.78
E) Deferred tax created on item, on which deferred tax not created in previous year	(916.66)	-
F) Non deductible expenses	18.36	50.34
Total tax reported in statement of profit and loss	(1,623.42)	(3,530.64)
Effective income tax rate	101.40%	19.98%

Note , During the year ended March 31, 2021, the Company has accounted for deferred tax assets of Rs. 1,060.00 millions on carried forward business losses and other components. Such deferred taxes assets have been recognized based on business plans approved by the Board of Directors in its meeting dated June 10, 2021.

*The Government of India, on September 20, 2019, vide the Taxation Laws (Amendment) Ordinance 2019 (the Ordinance), inserted a new Section 115BAA in the Income tax Act, 1961, which provides an option to the Company for paying Income tax at reduced rates. Accordingly, the Company had adopted reduced tax rate from financial year ended March 31, 2020.



ECL Finance Limited

Notes to the financial statement for the year ended March 31, 2021 (continued)

(Currency: Indian rupees in million)

42.B Table below shows deferred tax recorded in the balance sheet and changes recorded in Income tax expenses:

For the year ended March 31, 2021	As at April 01, 2020	Recognised in profit or loss	Recognised in OCI	Recognised directly in equity	As at March 31, 2021
Deferred tax assets					
Expected credit loss provision	2,241.45	(1,017.21)	-	-	1,224.24
Effective interest rate on financial assets	215.98	(187.35)	-	-	28.63
Stage 3 Income recognition	84.26	(18.60)	-	-	65.66
Retirement benefits	6.46	(3.39)	(5.83)	-	(2.76)
Accumulated Loss	1,869.34	2,449.26	-	-	4,318.60
Others	(31.83)	1,238.10	-	-	1,206.27
Deferred tax liabilities					
Difference between book and tax depreciation (including intangibles)	(172.21)	(91.15)	-	-	(263.36)
Effective interest rate on financial liabilities	(420.10)	116.79	-	-	(303.31)
Fair valuation of assets and liabilities	1,032.49	(1,493.51)	-	-	(461.02)
Interest spread on assignment transactions	(72.89)	72.89	-	-	-
Deferred tax asset (net)	4,752.95	1,065.83	(5.83)	-	5,812.95
For the year ended March 31, 2020					
	As at April 01, 2019	Recognised in profit or loss	Recognised in OCI	Recognised directly in equity	As at March 31, 2020
Deferred tax assets					
Expected credit loss provision	1,853.25	388.20	-	-	2,241.45
Effective interest rate on financial assets	309.27	(93.29)	-	-	215.98
Stage 3 Income recognition	26.38	57.88	-	-	84.26
Retirement benefits	10.53	(3.71)	(0.36)	-	6.46
Tax break on employee stock option scheme	-	1,869.34	-	-	1,869.34
Others	2.66	(42.18)	-	7.69	(31.83)
Deferred tax liabilities					
Difference between book and tax depreciation (including intangibles)	(26.98)	8.62	-	-	(18.36)
Revaluation of Property Plant & Equipments	-	-	(153.85)	-	(153.85)
Effective interest rate on financial liabilities	(413.48)	(6.62)	-	-	(420.10)
Fair valuation of assets and liabilities	(272.51)	1,305.00	-	-	1,032.49
Interest spread on assignment transactions	(2.90)	(69.99)	-	-	(72.89)
Deferred tax asset (net)	1,486.22	3,413.25	(154.21)	7.69	4,752.95



ECL Finance Limited

Notes to the financial statement for the year ended March 31, 2021 (continued)

(Currency: Indian rupees in million)

43. Earnings per Share

Basic earnings per share is calculated by dividing the profit attributable to equity shareholders of the Company by the weighted average number of equity shares outstanding during the year.

Diluted earnings per share is calculated by dividing the profit attributable to equity shareholders of the Company with the weighted average number of equity shares outstanding during the year adjusted for assumed conversion of all dilutive potential equity shares.

	For the year ended March 31, 2021	For the year ended March 31, 2020
Basic Earnings per Share		
Net (Loss) / Profit attributable to Equity holders of the Company - A	22.35	-14,144.59
Weighted average Number of Shares		
- Number of equity shares outstanding at the beginning of the year	2,13,82,67,650	2,13,82,66,650
- Number of equity shares issued during the year	-	1,000
Total number of equity shares outstanding at the end of the year	2,13,82,67,650	2,13,82,67,650
Weighted average number of equity shares outstanding during the year (based on the date of issue of shares) - B	2,13,82,67,650	2,13,82,67,650
Number of ordinary shares resulting from conversion of CCD (Compulsory Convertible Debentures) - C	56,18,90,162	56,18,90,162
Weighted average number of equity shares outstanding during the period (based on the date of issue of shares) - D (B+C)	2,70,01,57,812	2,70,01,57,812
Basic earnings per share (in rupees) (A/B)	0.01	(6.61)
Diluted earnings per share (in rupees) (A/D)	0.01	(6.61)

44. Contingent Liability & Commitment:

In the ordinary course of business, the Company faces claims and assertions by various parties. The Company assesses such claims and assertions and monitors the legal environment on an ongoing basis, with the assistance of external legal counsel, wherever necessary. The Company records a liability for any claims where a potential loss is probable and capable of being estimated and discloses such matters in its financial statements, if material. For potential losses that are considered possible, but not probable, the Company provides disclosure in the financial statements but does not record a liability in its accounts unless the loss becomes probable.

The Company believes that the outcome of these proceedings will not have a materially adverse effect on the Company's financial position and results of operations.

Contingent Liability

	For the year ended March 31, 2021	For the year ended March 31, 2020
Direct tax Litigation pending against the Company	191.82	190.95

To meet the financial needs of customers, the Company enters into various irrevocable commitments, which primarily consist of undrawn commitment to lend.

The Company has received demand notices from tax authorities on account of disallowance of expenditure for earning exempt income under Section 14A of Income Tax Act 1961 read with Rule 8D of the Income Tax Rules, 1962. The company has filed appeal/s and is defending its position. Based on the favourable outcome in Appellate proceedings in the past and as advised by the tax advisors, company is reasonably certain about sustaining its position in the pending cases, hence the possibility of outflow of resources embodying economic benefits on this ground is remote."

Commitment

	For the year ended March 31, 2021	For the year ended March 31, 2020
Estimated amount of contracts remaining to be executed on capital account (net of advances) and not provided for	-	10.18
Undrawn committed credit lines	3,805.96	15,637.40
Others	88.45	-



ECL Finance Limited

Notes to the financial statement for the year ended March 31, 2021 (continued)

(Currency: Indian rupees in million)

45. Segment Reporting

Primary Segment (Business segment)

The Company's business is organised and management reviews the performance based on the business segments as mentioned below:

Segment	Activities covered
Capital based business	Income from treasury operations, income from investments and dividend income
Financing business	Wholesale and retail financing

Income for each segment has been specifically identified. Expenditure, assets and liabilities are either specifically identified with individual segments or have been allocated to segments on a systematic basis. Based on such allocations, segment disclosures relating to revenue, results, assets and liabilities have been prepared.

Secondary Segment

Since the business operations of the Company are primarily concentrated in India, the Company is considered to operate only in the domestic segment and therefore there is no reportable geographic segment.

Segment information as at and for the year ended March 31, 2021

Particulars	Financing business	Treasury	Capital based business	Unallocated	Total
Revenue from Operations					
Interest Income	16,257.42	915.13	337.19	1.64	17,511.38
Other Operating income	861.00	1,724.57	23.49	-	2,609.06
Total Revenue from Operations	17,118.42	2,639.70	360.68	1.64	20,120.44
Interest Expenses	15,814.52	822.68	223.50	-	16,860.70
Other Expenses	4,381.50	413.77	-	65.54	4,860.81
Total Expenses	20,196.02	1,236.45	223.50	65.54	21,721.51
Segment profit/(loss) before taxation	(3,077.60)	1,403.25	137.18	(63.90)	(1,601.07)
Income Tax Expenses				(1,623.42)	(1,623.42)
Profit for the year					22.35
Other Comprehensive Income	-			17.34	17.34
Total comprehensive (loss) / income					39.69
Segment Assets	1,62,989.68	12,885.18	4,081.85	9,834.01	1,89,790.72
Segment Liabilities	1,43,940.83	12,195.33	1,306.41	7,524.85	1,64,967.42
Capital expenditure	8.61				8.61
Depreciation and amortisation	201.15				201.15
Significant non-cash items	(3,932.10)				(3,932.10)



ECL Finance Limited

Notes to the financial statement for the year ended March 31, 2021 (continued)

(Currency: Indian rupees in million)

45. Segment Reporting

Segment information as at and for the year ended March 31, 2020

Particulars	Financing business	Treasury	Capital based business	Unallocated	Total
Revenue from Operations					
Interest Income	31,761.24	1,618.34	324.11	26.70	33,730.39
Other Operating income	597.07	1,575.68	273.39	-	2,446.14
Total Revenue from Operations	32,358.31	3,194.02	597.50	26.70	36,176.53
Interest Expenses	21,203.18	2,572.81	489.46	-	24,265.45
Other Expenses	29,013.18	329.31	46.23	197.59	29,586.31
Total Expenses	50,216.36	2,902.12	535.69	197.59	53,851.76
Segment profit/(loss) before taxation	(17,858.05)	291.90	61.81	(170.89)	(17,675.23)
Income Tax Expenses	-	-	-	(3,530.64)	(3,530.64)
Profit for the year					(14,144.59)
Other Comprehensive Income	457.43			(0.91)	456.52
Total comprehensive (loss) / income					(13,688.07)
Segment Assets	2,02,140.98	18,578.19	5,843.39	7,065.35	2,33,627.91
Segment Liabilities	1,81,787.59	16,233.33	3,855.08	6,968.30	2,08,844.30
Capital expenditure	124.71	-	-	-	124.71
Depreciation and amortisation	198.09	2.52	-	-	200.61
Significant non-cash items	11,206.76	-	46.23	-	11,252.99



ECL Finance Limited

Notes to the financial statement for the year ended March 31, 2021 (continued)

(Currency Indian rupees in million)

46. Transfer of financial assets

46.A Transferred financial assets that are not derecognised in their entirety

The following tables provide a summary of financial assets that have been transferred in such a way that part or all of the transferred financial assets do not qualify for derecognition, together with the associated liabilities

	For the year ended March 31, 2021	For the year ended March 31, 2020
Securitisations		
Carrying amount of transferred assets <i>(held as Collateral)</i>	3,710.25	3,907.82
Carrying amount of associated liabilities	3,206.46	3,412.55
Fair value of assets	3,300.14	3,752.60
Fair value of associated liabilities	3,220.90	3,552.51
Net position at FV	79.24	200.09

46.B Transferred financial assets that are derecognised in their entirety but where the Company has continuing involvement:

The Company has not transferred any assets that are derecognised in their entirety where the Company continues to have continuing involvement.

47. Change in liabilities arising from financing activities

Particulars	As at April 01, 2020	Cash Flows (net)	Changes in Fair value	Others (net)*	As at March 31, 2021
Debt securities	88,633.71	(14,430.92)	(1,740.00)	(1,681.18)	70,781.61
Borrowings other than debt securities	93,177.45	(19,213.02)	-	(191.49)	73,772.94
Subordinated liabilities	19,789.28	(4,627.66)	-	(154.40)	15,007.22
	2,01,600.44	(38,271.60)	(1,740.00)	(2,027.07)	1,59,561.77

Particulars	As at April 01, 2019	Cash Flows (net)	Changes in Fair value	Others (net)*	As at March 31, 2020
Debt securities	94,871.85	(6,961.62)	-	723.48	88,633.71
Borrowings other than debt securities	1,13,287.45	(20,080.91)	-	(29.09)	93,177.45
Subordinated liabilities	19,994.59	(471.31)	-	266.00	19,789.28
	2,28,153.89	(27,513.84)	-	960.39	2,01,600.44

*Other column includes the effect of accrued but not paid interest on borrowing, amortisation of processing fees etc.



ECL Finance Limited

Notes to the financial statement for the year ended March 31, 2021 (continued)

(Currency: Indian rupees in million)

48. Maturity Analysis of assets and liabilities

The table below shows an analysis of assets and liabilities analysed according to when they are expected to be recovered or settled. Derivatives (excluding embedded derivatives), securities held for trading have been classified to mature and/or be repaid within 12 months, regardless of the actual contractual maturities of the products. With regard to loans and advances to customers, the company uses the same basis of expected repayment behaviour as used for estimating the EIR.

Particulars	As at March 31, 2021			As at March 31, 2020		
	Within 12 months	After 12 months	Total	Within 12 months	After 12 months	Total
Financial Assets						
Cash and cash equivalents	17,587.16	-	17,587.16	18,128.42	-	18,128.42
Bank balances other than cash and cash equivalents	1,961.29	-	1,961.29	7,373.45	131.69	7,505.14
Derivative financial instruments	143.65	-	143.65	709.12	80.25	789.37
Securities held for trading	10,514.60	-	10,514.60	13,611.35	-	13,611.35
Trade receivables	2,414.96	-	2,414.96	2,041.16	-	2,041.16
Loans	24,426.70	56,638.71	81,065.41	44,230.48	83,953.92	1,28,184.40
Investments	14,616.70	41,059.41	55,676.11	787.03	48,960.67	49,747.70
Other financial assets	7,019.50	696.74	7,716.24	2,460.55	720.84	3,181.39
Non-financial assets						
Current tax assets (net)	-	3,250.62	3,250.62	-	1,779.55	1,779.55
Deferred tax assets (net)	-	5,812.95	5,812.95	-	4,752.95	4,752.95
Investment Property	-	1,162.00	1,162.00	-	1,162.00	1,162.00
Property, plant and equipment	-	1,069.40	1,069.40	-	1,338.65	1,338.65
Capital work in progress	-	-	-	-	-	-
Intangible assets under development	-	3.76	3.76	-	10.60	10.60
Other intangible assets	-	49.01	49.01	-	107.69	107.69
Other non-financial assets	-	1,363.56	1,363.56	-	1,287.54	1,287.54
Total Assets	78,684.56	1,11,106.16	1,89,790.72	89,341.56	1,44,286.35	2,33,627.91
Financial Liabilities						
Derivative financial instruments	199.95	209.06	409.01	934.64	20.71	955.35
Trade payables	711.75	-	711.75	1,503.41	-	1,503.41
Debt securities	20,834.44	49,947.17	70,781.61	31,283.47	57,350.24	88,633.71
Borrowings (other than debt securities)	48,639.79	25,133.15	73,772.94	56,196.83	36,980.62	93,177.45
Subordinated liabilities	604.36	14,402.86	15,007.22	5,743.02	14,046.26	19,789.28
Other financial liabilities	2,956.19	1,103.29	4,059.48	1,610.78	2,611.47	4,222.25
Non-financial liabilities						
Current tax liabilities (net)	-	-	-	-	192.61	192.61
Provisions	-	6.54	6.54	-	24.61	24.61
Other non-financial liabilities	218.87	-	218.87	345.63	-	345.63
Total Liabilities	74,165.35	90,802.07	1,64,967.42	97,617.78	1,11,226.52	2,08,844.30
Net	4,519.21	20,304.09	24,823.30	(8,276.22)	33,059.83	24,783.61

Notes:

The Company has considered that the Cash Credit facilities availed by it aggregating to Rs. 9367.48 million as at March 31, 2021 will be repaid on their renewal dates and accordingly reflected the same in the "within 12 months" bucket.



ECL Finance Limited

Notes to the financial statement for the year ended March 31, 2021 (continued)


49. Related Party Disclosure for the year April 1, 2020 to March 31, 2021

A) List of related parties and relationship:

Name of related parties by whom control is exercised : Holding company	Edelweiss Financial Services Limited
Fellow subsidiaries (with whom transactions have taken place)	Edelweiss Rural and Corporate Services Limited Edelweiss Retail Finance Limited Edelweiss Housing Finance Limited ECap Equities Limited Edelweiss Asset Management Limited Edelweiss Finance and Investments Limited Edelweiss Broking Limited Edelweiss Tokio Life Insurance Company Limited Edel Finance Company Limited Edelweiss General Insurance Company Limited Edelweiss Securities Limited Edelweiss Asset Reconstruction Company Limited Edelweiss Securities And Investments Private Limited (Magnolia) Edelweiss Custodial Services Limited Edel Investments Limited Edelweiss Asset Reconstruction Company Limited - Trust SC 406 Edelweiss Asset Reconstruction Company Limited - Trust SC 412 Edelweiss Alternative Asset Advisors Limited Edelweiss Global Wealth Management Limited EC Commodity Limited Edelcap Securities Limited Edelweiss Comtrade Limited Edel Land Limited Allium Finance Private Limited EdelGive Foundation Edelweiss Gallagher Insurance Brokers Limited Edelweiss Capital Services Limited Edelweiss Trusteeship Comany Limited
Fellow Associates (From March 26, 2021)	Edelweiss Investment Advisors Limited Edelweiss Broking Limited Edelweiss Securities Limited Edelweiss Finance & Investments Limited Edelweiss Custodial Services Limited

A) List of related parties and relationship (Contd..)

Key management personnel	Rashesh Shah (Chairman and Managing Director) Deepak Mittal (Managing Director and Chief Executive Officer) Venkatchalam Ramaswamy (Vice- Chairman and Non-Executive Director) PN Venkatachalam (Independent Director) Kunnasagan Chinniah (w.e.f. February 18, 2019) (Independent Director) Vidya Shah (Non-Executive Director) Biswamohan Mahapatra (Independent Director) Phanindranath Kakarla (w.e.f. April 01, 2019) Archibold Serrao (upto Oct 15, 2020) (Company Secretary) Kashmira Mathew (w.e.f. Oct 30, 2020) (Company Secretary) Sarju Simaria (upto Aug 14, 2020) (Chief Financial Officer) Deepak Khetan (w.e.f. Aug 14, 2020) (Chief Financial Officer) Anita George (Nominee Director)
Enterprises over which promoter /KMPs/ relatives exercise significant influence , with whom transactions have taken place	Mabella Investment Adviser LLP



ECL Finance Limited

Notes to the financial statement for the year ended March 31, 2021 (continued)

49. Related Party Disclosure for the year April 1, 2020 to March 31, 2021

B) Transactions with related parties:

Particulars	For the period ended March 31, 2021	For the period ended March 31, 2020
Current account transactions		
Loans taken from (Maximum transaction during the year)		
Edelweiss Rural and Corporate Services Limited	1,600.00	10,080.00
Edelweiss Retail Finance Limited	1,500.00	1,190.00
Edelweiss Housing Finance Limited	1,500.00	2,500.00
Edelweiss Financial Services Limited	2,000.00	-
Loans taken from (volume of transaction during the year)		
Edelweiss Rural and Corporate Services Limited	3,821.54	86,586.21
Edelweiss Retail Finance Limited	2,035.00	5,640.00
Edelweiss Housing Finance Limited	6,010.00	7,890.00
Edelweiss Financial Services Limited	3,800.00	-
Loan repaid to (Maximum transaction during the year)		
Edelweiss Rural and Corporate Services Limited	1,600.00	10,259.60
Edelweiss Retail Finance Limited	35.00	1,350.00
Edelweiss Housing Finance Limited	2,000.00	2,000.00
Loan repaid to (volume of transaction during the year)		
Edelweiss Rural and Corporate Services Limited	3,827.45	87,591.21
Edelweiss Retail Finance Limited	70.00	5,605.00
Edelweiss Housing Finance Limited	5,020.00	7,880.00
Loans given to (Maximum transaction during the year)		
Edelweiss Rural and Corporate Services Limited	2,450.00	4,000.00
ECap Equities Limited	1,600.00	-
Edelweiss Housing Finance Limited	250.00	-
Edelweiss Retail Finance Limited	1,000.00	-
Loans given to (volume of transaction during the year)		
Edelweiss Rural and Corporate Services Limited	8,360.00	9,994.00
ECap Equities Limited	5,800.00	-
Edelweiss Housing Finance Limited	250.00	100.00
Edelweiss Retail Finance Limited	1,000.00	0.07
Loans repaid by (Maximum transaction during the year)		
Edelweiss Rural and Corporate Services Limited	2,450.00	4,000.00
ECap Equities Limited	1,940.00	-
Edelweiss Housing Finance Limited	250.00	-
Edelweiss Retail Finance Limited	1,000.00	-
Loans repaid by (volume of transaction during the year)		
Edelweiss Rural and Corporate Services Limited	9,964.00	8,390.00
ECap Equities Limited	5,800.00	-
Edelweiss Housing Finance Limited	250.00	100.00
Edelweiss Retail Finance Limited	1,000.00	0.07
Loans given including interest accrual to key management personnel & relatives		
Deepak Mittal	-	24.75
Pooja Mittal	-	7.61
Mabella Investment Adviser LLP	300.00	-
Repayment of loans including interest by key management personnel & relatives		
Deepak Mittal	-	366.93
Pooja Mittal	-	276.57
Mabella Investment Adviser LLP	187.16	-
Issuance of Non Convertible Debentures		
Edelweiss Rural and Corporate Services Limited	-	200.00
Issuance of benchmark linked debentures		
Edelweiss Asset Management Limited	-	44.20
Redemption of Non Convertible Debentures / benchmark linked debentures		
ECap Equities Limited	0.01	5,504.70
Edelweiss Finance and Investments Limited	27.45	-
Edelweiss Broking Limited	0.37	-



ECL Finance Limited

Notes to the financial statement for the year ended March 31, 2021 (continued)

49. Related Party Disclosure for the year April 1, 2020 to March 31, 2021

B) Transactions with related parties:

Particulars	For the period ended March 31, 2021	For the period ended March 31, 2020
Secondary market transactions		
Purchases of securities from		
Ecap Equities Limited	142.00	597.64
Edelweiss Rural and Corporate Services Limited	654.55	2,787.05
Edelweiss Finance and Investments Limited	1,284.61	1,646.89
Edelweiss Broking Limited	47.75	254.45
Edelweiss Tokio Life Insurance Company Limited	114.17	507.49
Edel Finance Company Limited	460.04	665.86
Edelweiss General Insurance Company Limited	98.54	157.75
Edelweiss Retail Finance Limited	102.02	2,323.50
Edelweiss Securities Limited	-	2.85
Edelweiss Asset Reconstruction Company Limited	-	10.00
Edelweiss Housing Finance Limited	2,144.87	-
Sale / subscription of securities		
Edelweiss Rural and Corporate Services Limited	212.24	1,727.30
Edelweiss Finance and Investments Limited	4,012.67	724.39
Edelweiss Securities Limited	839.71	247.30
Edelweiss Broking Limited	280.62	2,052.95
Edelweiss Tokio Life Insurance Company Limited	98.56	275.65
Edelweiss General Insurance Company Limited	-	60.06
Edel Finance Company Limited	529.19	1,363.93
Edelweiss Securities And Investments Private Limited	36.77	53.19
Edelweiss Retail Finance Limited	83.64	-
Margin placed with (in volume)		
Edelweiss Securities Limited	96,350.12	1,639.22
Edelweiss Custodial Services Limited	59,842.29	97,977.41
Edel Investments Limited	-	8.65
Margin refund received from (in volume)		
Edelweiss Securities Limited	96,579.12	1,701.29
Edelweiss Custodial Services Limited	59,797.09	96,961.89
Edel Investments Limited	-	8.65
Security Deposits placed with		
Edelweiss Rural and Corporate Services Limited	-	500.00
Ecap Equities Limited	-	100.00
Amount paid to broker for trading in cash segment (in volume)		
Edelweiss Securities Limited	1,01,875.25	39,107.96
Amount received from broker for trading in cash segment (in volume)		
Edelweiss Securities Limited	1,01,083.41	40,016.08
Assignment of loan book to		
Edelweiss Housing Finance Limited	1,937.86	-
Edelweiss Retail Finance Limited	1,784.69	-
Loan / NCD Purchase from		
Edel Finance Company Limited	-	17,780.12
Edelweiss Rural and Corporate Services Limited	-	152.38
Loan / NCD Sale to		
Edelweiss Retail Finance Limited	-	3,999.43
Sale of securities receipts to		
Edelweiss Asset Reconstruction Company Limited	-	269.20
Edelweiss Securities And Investments Private Limited	60.00	-
Sale of loans to		
Edelweiss Asset Reconstruction Company Limited - SC 372	-	299.70
Edelweiss Asset Reconstruction Company Limited - SC 381	-	550.00
Edelweiss Asset Reconstruction Company Limited - SC 384	-	9,150.00
Edelweiss Asset Reconstruction Company Limited - SC 386	-	1,180.00
Edelweiss Asset Reconstruction Company Limited - SC 387	-	878.80
Edelweiss Asset Reconstruction Company Limited - SC 391	-	993.00
Edelweiss Asset Reconstruction Company Limited - SC 392	-	1,932.50
Edelweiss Asset Reconstruction Company Limited - SC 393	-	375.00
Edelweiss Asset Reconstruction Company Limited - SC 394	-	6,366.10
Edelweiss Asset Reconstruction Company Limited - SC 406	790.00	-
Edelweiss Asset Reconstruction Company Limited - SC 412	4.10	-



ECL Finance Limited

Notes to the financial statement for the year ended March 31, 2021 (continued)

49. Related Party Disclosure for the year April 1, 2020 to March 31, 2021

B) Transactions with related parties:

Particulars	For the period ended March 31, 2021	For the period ended March 31, 2020
Income		
Commission and brokerage received from		
Edelweiss Securities Limited	-	23.65
Edelweiss General Insurance Company Limited	-	0.43
Edelweiss Alternative Asset Advisors Limited	98.53	58.33
Edelweiss Rural and Corporate Services Limited	0.04	-
Cost reimbursement received from		
Edelweiss Financial Services Limited	1,869.27	-
Edelweiss General Insurance Company Limited	0.02	0.16
Edelweiss Retail Finance Limited	1.59	0.41
Edelweiss Housing Finance Limited	3.98	-
Edelweiss Global Wealth Management Limited	-	0.09
Edelweiss Broking Limited	0.16	0.68
Edelweiss Asset Management Limited	0.10	0.78
EC Commodity Limited	-	0.01
Edelweiss Custodial Services Limited	0.04	0.02
Edelweiss Finance and Investments Limited	0.17	11.73
Edel Finance Company Limited	519.60	0.05
Edelcap Securities Limited	0.02	-
Edelweiss Asset Reconstruction Company Limited	0.01	-
Edelweiss Insurance Brokers Limited	113.03	-
Edelweiss Tokio Life Insurance Company Limited	0.15	-
Edelweiss Securities Limited	0.06	-
Dividend received on investments		
Edelweiss Rural and Corporate Services Limited	-	0.70
Interest income on margin placed with brokers		
Edelweiss Custodial Services Limited	32.32	127.28
Edelweiss Securities Limited	-	4.57
Interest income on Security Deposits		
Edelweiss Rural and Corporate Services Limited	60.50	1.99
ECap Equities Limited	12.10	0.40
Interest income on loans given to		
Deepak Mittal	-	3.65
Pooja Mittal	-	2.91
Edelweiss Retail Finance Limited	1.87	-
Edelweiss Rural and Corporate Services Limited	124.69	262.13
ECap Equities Limited	32.33	-
Edelweiss Housing Finance Limited	0.50	-
Maabella Investment Adviser LLP	29.37	-
Interest received on securities		
Edelweiss Housing Finance Limited	3.66	0.21
Edelweiss Asset Reconstruction Company Limited	-	66.09
Edel Finance Company Limited	6.15	1.67
Edelweiss Retail Finance Limited	3.17	1.02
Shared premises cost received from		
Edelweiss Alternative Asset Advisors Limited	3.90	3.95
Edelweiss Broking Limited	2.43	5.03
Edelweiss Asset Reconstruction Company Limited	0.01	-
Edelweiss Rural and Corporate Services Limited	-	0.11
Edelweiss Custodial Services Limited	0.14	-
Edelweiss Finance and Investments Limited	1.74	-
Edelweiss Financial Services Limited	0.25	1.45
Edel Finance Company Limited	0.09	-
Edelweiss General Insurance Company Limited	21.13	22.48
Edelweiss Global Wealth Management Limited	0.01	1.09
Edelweiss Housing Finance Limited	4.36	8.71
Edelweiss Tokio Life Insurance Company Limited	0.05	0.83
Edelweiss Comtrade Limited	0.17	0.60
Edelweiss Asset Management Limited	0.05	0.80
Edel Land Limited	-	0.04
Interest Income on Investment		
Edelweiss Rural and Corporate Services Limited	68.86	63.39
Advisory & Support services fees		
Edelweiss Financial Services Limited	200.00	-
Edelweiss Securities And Investments Private Limited	120.00	-



ECL Finance Limited

Notes to the financial statement for the year ended March 31, 2021 (continued)

49. Related Party Disclosure for the year April 1, 2020 to March 31, 2021

B) Transactions with related parties:

Particulars	For the period ended March 31, 2021	For the period ended March 31, 2020
Expense		
Advisory fees paid to		
Edelweiss Asset Reconstruction Company Limited	-	578.85
Edelweiss Housing Finance Limited	33.93	74.69
Corporate guarantee support fee paid to		
Edelweiss Financial Services Limited	0.41	0.06
Edel Land Limited	0.01	-
Risk and reward sharing fees		
Edelweiss Rural and Corporate Services Limited	142.49	-
Edelweiss Financial Services Limited	50.57	-
Clearing charges paid to		
Edelweiss Custodial Services Limited	14.41	17.02
Commission and brokerage paid to		
Edelweiss Global Wealth Management Limited	15.80	157.99
Edelweiss Investment Advisors Limited	-	1.52
Edelweiss Securities Limited	27.54	233.03
Edelweiss Broking Limited	-	0.93
Edelweiss Financial Services Limited	-	5.00
Edel Investments Limited	3.85	
Edelweiss Rural and Corporate Services Limited	1.59	18.76
Cost reimbursement paid to		
ECap Equities Limited	0.60	6.10
Edelweiss Broking Limited	0.40	
Edelweiss Rural and Corporate Services Limited	16.86	19.93
Edelweiss Financial Services Limited	17.33	68.69
Edelweiss Housing Finance Limited	-	1.99
Edelweiss Alternative Asset Advisors Limited	3.22	32.56
Edelweiss Securities Limited	3.81	3.30
Edelweiss Investment Advisors Limited	-	3.11
Edel Land Limited	0.26	0.23
Corporate Social responsibility expenses paid to		
EdelGive Foundation	64.56	166.00



ECL Finance Limited

Notes to the financial statement for the year ended March 31, 2021 (continued)

49. Related Party Disclosure for the year April 1, 2020 to March 31, 2021

B) Transactions with related parties:

Particulars	For the period ended March 31, 2021	For the period ended March 31, 2020
Enterprise Service charge paid to		
Edelweiss Rural and Corporate Services Limited	125.88	509.72
Edelweiss Financial Services Limited	80.66	193.76
Interest paid on loan		
Edelweiss Rural and Corporate Services Limited	0.14	22.78
Edelweiss Retail Finance Limited	4.31	56.93
Edelweiss Housing Finance Limited	8.39	14.25
Edelweiss Financial Services Limited	1.82	-
Management Fees Paid to		
Edelweiss Alternative Asset Advisors Limited	127.99	107.87
Edelweiss Rural and Corporate Services Limited	0.40	0.29
Edelweiss Global Wealth Management Limited	-	12.88
Edelweiss Financial Services Limited	2.73	2.50
Edelweiss Asset Reconstruction Company Limited	969.37	-
Rating support fees paid to		
Edelweiss Financial Services Limited	0.44	1.66
Edelweiss Rural and Corporate Services Limited	0.91	-
Shared premises cost paid to		
ECap Equities Limited	27.98	19.23
Edelweiss Rural and Corporate Services Limited	46.71	88.13
Edelweiss Retail Finance Limited	46.60	62.23
Edelweiss Securities Limited	0.20	0.80
Edelweiss Custodial Services Limited	-	0.03
Interest paid on bench mark linked debentures		
ECap Equities Limited	48.64	1,118.80
Interest paid on securities		
ECap Equities Limited	-	301.38
Interest expenses on non-convertible debentures		
Edelweiss Rural and Corporate Services Limited	217.50	202.60
Edelweiss Finance and Investments Limited	0.01	0.14
Edelweiss Retail Finance Limited	22.70	2.84
ECap Equities Limited	33.53	12.94
Edelweiss Securities Limited	-	0.11
Edelweiss Housing Finance Limited	18.50	-
ESOP cost reimbursement		
Edelweiss Financial Services Limited	35.07	48.81
Remuneration paid to		
Himanshu Kaji	-	25.00
Rashesh Shah	-	37.50
Deepak Mittal	-	36.80
Phanindranath Kakarla	11.77	21.16
Kashmira Mathew	5.23	-
Archibold Serrao	3.09	8.52
Deepak Khetan	8.77	-
Sarju Simaria	4.01	10.92
Sitting fees paid		
PN Venkatachalam	0.44	0.48
Biswamohan Mahapatra	0.44	0.44
Kunnasagan Chinniah	0.12	0.08



ECL Finance Limited

Notes to the financial statement for the year ended March 31, 2021 (continued)

49. Related Party Disclosure for the year April 1, 2020 to March 31, 2021

B) Transactions with related parties:

Particulars	As at March 31, 2021	As at March 31, 2020
Assets		
Interest accrued on loans given to		
Edelweiss Rural and Corporate Services Limited	0.87	30.52
Edelweiss Retail Finance Limited	1.73	-
Mabella Investment Adviser LLP	1.23	-
Interest Accrued on Security Deposits		
Edelweiss Rural and Corporate Services Limited	-	1.99
ECap Equities Limited	-	0.40
Investments in preference shares (at amortised cost)		
Edelweiss Rural and Corporate Services Limited	843.38	774.53
Interest accrued on securities		
Edel Finance Company Limited	4.15	4.16
Edelweiss Housing Finance Limited	11.29	1.72
Edelweiss Retail Finance Limited	0.07	0.11
Margin money balance with		
Edelweiss Custodial Services Limited	531.71	486.52
Edelweiss Securities Limited	40.17	64.21
Security Deposits balance with		
Edelweiss Rural and Corporate Services Limited	500.00	500.00
ECap Equities Limited	100.00	100.00
Loan given outstanding		
Edelweiss Rural and Corporate Services Limited	-	1,604.00
Mabella Investment Adviser LLP	142.21	-
Non convertible debentures held for trading		
Edelweiss Housing Finance Limited	166.82	24.44
Edel Finance Company Limited	65.65	45.14
Edelweiss Retail Finance Limited	16.03	23.76
Trade receivables		
Edelweiss Securities And Investments Private Limited	201.60	-
EC Commodity Limited	-	0.17
Edelcap Securities Limited	-	-
Edelweiss Alternative Asset Advisors Limited	7.48	35.22
Edelweiss Custodial Services Limited	-	20.28
Edel Finance Company Limited	13.79	115.18
Edelweiss General Insurance Company Limited	4.34	13.94
Edel Investments Limited	0.10	0.13
Edelweiss Asset Management Limited	0.04	-
Edelweiss Finance and Investments Limited	-	15.55
Edelweiss Securities Limited	-	288.80
Edelweiss Comtrade Limited	-	0.12
Edelweiss Global Wealth Management Limited	0.01	-
Edelweiss Rural and Corporate Services Limited	84.24	-
Edelweiss Financial Services Limited	2,095.36	-
Other receivables		
Edelweiss Broking Limited	0.14	-
Edel Finance Company Limited	0.17	-
Edelweiss Securities Limited	0.02	-
Edelweiss Finance and Investments Limited	0.05	-
Edelcap Securities Limited	0.01	-
Edelweiss Asset Management Limited	0.01	-
Edelweiss Gallagher Insurance Brokers Limited	0.01	-



ECL Finance Limited

Notes to the financial statement for the year ended March 31, 2021 (continued)

49. Related Party Disclosure for the year April 1, 2020 to March 31, 2021

B) Transactions with related parties:

Particulars	As at March 31, 2021	As at March 31, 2020
Purchase of property, plant and equipment		
Edelweiss Securities Limited	0.01	0.55
Edelweiss Finance and Investments Limited	-	0.04
Edelweiss Retail Finance Limited	0.03	0.18
Edelweiss Housing Finance Limited	0.03	0.73
ECap Equities Limited	0.01	-
Edelcap Securities Limited	0.11	-
Edelweiss Asset Management Limited	-	0.01
Edelweiss Broking Limited	0.04	0.46
Edelweiss Custodial Services Limited	-	0.03
Edelweiss Financial Services Limited	-	0.07
Edelweiss Global Wealth Management Limited	-	0.01
Edelweiss Investment Advisors Limited	-	0.04
Edelweiss Rural and Corporate Services Limited	-	3.31
EdelGive Foundation	-	-
Edelweiss Alternative Asset Advisors Limited	-	0.01
Edelweiss Asset Reconstruction Company Limited	0.05	0.04
Edelweiss Comtrade Limited	-	0.64
Edel Finance Company Limited	-	-
Edelweiss Gallagher Insurance Brokers Limited	-	0.02
Edel Investments Limited	0.05	-
Edelweiss Asset Mgmt. Ltd.	0.13	-
Edelweiss Finance & Investments Limited	-	-
Edelweiss Rural & Corporate Services Limited	0.38	-
Sale of property, plant and equipment		
Edel Land Limited	-	-
Edelweiss Alternative Asset Advisors Limited	-	0.03
Edelweiss Asset Reconstruction Company Limited	-	0.06
Edelweiss Broking Limited	1.52	0.27
Edelweiss Custodial Services Limited	0.01	0.05
Edelweiss Financial Services Limited	0.08	0.04
Edel Finance Company Limited	-	0.60
Edelweiss General Insurance Company Limited	1.24	0.05
Edelweiss Housing Finance Limited	0.01	0.25
Edelweiss Rural and Corporate Services Limited	-	0.62
Edelweiss Securities Limited	0.17	0.07
Edelcap Securities Limited	1.56	0.04
Edel Investments Limited	-	0.01
Edelweiss Gallagher Insurance Brokers Limited	0.02	0.03
Edelweiss Global Wealth Management Limited	0.01	0.02
Edelweiss Retail Finance Limited	0.02	0.04
EdelGive Foundation	0.01	-
Edelweiss Asset Mgmt. Ltd.	0.01	-
Edelweiss Finance & Investments Limited	0.40	-
Edelweiss Rural & Corporate Services Limited	0.19	-
Sale of capital work in progress (CWIP)		
Edelweiss Retail Finance Limited	24.28	-
Liabilities		
Non convertible debentures held by		
Edelweiss Rural and Corporate Services Limited	3,150.00	2,557.50
Edelweiss Finance and Investments Limited	21.40	-
Edelweiss Retail Finance Limited	47.40	210.00
ECap Equities Limited	450.68	240.68
Edelweiss Broking Limited	4.10	-
Edelweiss Securities And Investments Private Limited	0.45	-
Interest accrued on loan taken from		
Edelweiss Retail Finance Limited	3.29	13.51
Edelweiss Financial Services Limited	1.68	-
Edelweiss Housing Finance Limited	1.57	11.90
Interest accrued but not due on non convertible debentures held by		
Edelweiss Retail Finance Limited	1.61	19.35
Edelweiss Rural and Corporate Services Limited	249.96	203.79
ECap Equities Limited	-	22.17



ECL Finance Limited

Notes to the financial statement for the year ended March 31, 2021 (continued)

49. Related Party Disclosure for the year April 1, 2020 to March 31, 2021

B) Transactions with related parties:

Particulars	As at March 31, 2021	As at March 31, 2020
Market linked debentured held by		
ECap Equities Limited	-	267.90
Interest accrued but not due on market linked debentures held by		
ECap Equities Limited	-	74.04
Loan taken from		
Edelweiss Rural and Corporate Services Limited	-	5.91
Edelweiss Retail Finance Limited	2,000.00	35.00
Edelweiss Housing Finance Limited	1,000.00	10.00
Edelweiss Financial Services Limited	3,800.00	-
Trade payables		
ECap Equities Limited	1.57	12.89
Edel Finance Company Limited	-	0.21
Edelweiss Alternative Asset Advisors Limited	17.50	-
Edelweiss Asset Management Limited	-	0.18
Edelweiss Rural and Corporate Services Limited	-	51.84
Edel Finance Company Limited	-	-
Edelweiss Global Wealth Management Limited	-	40.03
Edelweiss Housing Finance Limited	1.84	9.94
Edelweiss Retail Finance Limited	0.98	6.54
Edelweiss Securities Limited	0.94	-
Edelweiss Custodial Services Limited	-	-
Edelweiss Asset Reconstruction Company Limited	53.78	232.77
Edelweiss Financial Services Limited	-	69.57
Edelweiss Broking Limited	0.04	0.91
Edelweiss Tokio Life Insurance Company Limited	-	0.19
Edel Land Limited	0.01	-
Other Payables		
ECap Equities Limited	0.23	-
Edelweiss Alternative Asset Advisors Limited	6.80	-
Edelweiss Asset Management Limited	0.01	-
Edelweiss Asset Reconstruction Company Limited	0.14	-
Edelweiss Broking Limited	0.01	-
Edelweiss Custodial Services Limited	1.23	-
Edelweiss Finance and Investments Limited	8.45	-
Edelweiss Financial Services Limited	35.28	-
Edel Finance Company Limited	0.33	-
Edelweiss Global Wealth Management Limited	0.07	-
Edelweiss Housing Finance Limited	7.12	-
Edelweiss Retail Finance Limited	6.68	-
Edelweiss Rural and Corporate Services Limited	2.02	-
Edelweiss Securities Limited	0.60	-
Edelweiss Tokio Life Insurance Company Limited	0.01	-
Edelweiss General Insurance Company Limited	0.04	-
Corporate guarantee taken from		
Edelweiss Financial Services Limited	3,600.00	3,600.00
Edel Land Limited	218.75	-
Risk and rewards sharing arrangement with		
Edelweiss Financial Services Limited	40,455.17	-
Edelweiss Rural and Corporate Services Limited	-	32,539.30

- Notes**
- Information relating to remuneration paid to key managerial person mentioned above excludes provision made for gratuity, leave encashment, bonus and deferred bonus which are provided for group of employees on an overall basis. These are included on cash basis. The variable compensation included herein is on cash basis.
 - As part of fund based activities, intergroup company loans and advances activities undertaken are generally in the nature of revolving demand loans. Such loans and advances, voluminous in nature, are carried on at arm's length and in the ordinary course of business. Pursuant to Ind AS 24 – Related Party Disclosures, maximum amount of loans given and repaid alongwith the transaction volume are disclosed above. Interest income and expenses on such loans and advances are disclosed on the basis of full amounts of such loans and advances given and repaid.
 - The above list contain name of only those related parties with whom the Company has undertaken transactions for the year ended 31 March 2021 and 31 March 2020.



ECL Finance Limited

Notes to the financial statement for the year ended March 31, 2021 (continued)

(Currency: Indian rupees in million)

50. Capital management

The primary objectives of the Company's capital management policy are to ensure that the Company complies with externally imposed capital requirements from its regulators and maintains strong credit ratings and healthy capital ratios in order to support its business and to maximise shareholder value.

The pillars of its policy are as follows:

- a) Maintain diversity of sources of financing and spreading the maturity across tenure buckets in order to minimize liquidity risk.
- b) Maintain investment grade ratings for all its liability issuances domestically and internationally by ensuring that the financial strength of the balance sheets is preserved.
- c) Manage financial market risks arising from Interest rate, equity prices and minimise the impact of market volatility on earnings.
- d) Leverage optimally in order to maximise shareholder returns while maintaining strength and flexibility of balance sheet.

This framework is adjusted based on underlying macro-economic factors affecting business environment, financial market conditions and interest rates environment

Regulatory capital

The below regulatory capital is computed in accordance with Master Direction DNBR. PD. 008/03.10.119/2016-17 dated September 1, 2016 issued by Reserve Bank of India. updated with changes suggested in circular Number RBI/2019-20/170 DOR (NBFC).CC.PD.No.109/22.10.106/2019-20 dated March 13, 2020.

Particulars	As at March 31, 2021	As at March 31, 2020
Capital Funds		
Net owned funds (Tier I capital)	20,718.21	20,648.17
Tier II capital	17,525.39	20,648.17
Total capital funds	38,243.60	41,296.34
Total risk weighted assets/ exposures	1,51,199.70	1,96,485.28
% of capital funds to risk weighted assets/exposures:		
Tier I capital	13.70%	10.51%
Tier II capital	11.59%	10.51%
Total capital Funds	25.29%	21.02%

No changes have been made to the objectives, policies and processes from the previous year. However, they are under constant review by the Board.



ECL Finance Limited

Notes to the financial statement for the year ended March 31, 2021 (continued)

(Currency: Indian rupees in million)

51. Fair Value measurement:

A. Valuation principles

Fair value is the price that would be received to sell an asset or paid to transfer a liability in an orderly transaction in the principal (or most advantageous) market at the measurement date under current market conditions (i.e., an exit price), regardless of whether that price is directly observable or estimated using a valuation technique. In order to show how fair values have been derived, financial instruments are classified based on a hierarchy of valuation techniques:

Level 1 – valuation technique using quoted market price: financial instruments with quoted prices for identical instruments in active markets that company can access at the measurement date.

Level 2 – valuation technique using observable inputs: Those where the inputs that are used for valuation and are significant, are derived from directly or indirectly observable market data available over the entire period of the instrument's life.

Level 3 – valuation technique with significant unobservable inputs: Those that include one or more unobservable input that is significant to the measurement as whole.

Refer note 4.11 for more details on fair value hierarchy

B. Valuation governance framework

The Company's fair value methodology and the governance over its models includes a number of controls and other procedures to ensure appropriate safeguards are in place to ensure its quality and adequacy. All new product initiatives (including their valuation methodologies) are subject to approvals by various functions of the Company including the risk and finance functions.

Where fair values are determined by reference to externally quoted prices or observable pricing inputs to models, independent price determination or validation is used. For inactive markets, Company sources alternative market information, with greater weight given to information that is considered to be more relevant and reliable.

The responsibility of ongoing measurement resides with the business and product line divisions. However finance department is also responsible for establishing procedures governing valuation and ensuring fair values are in compliance with accounting standards.

C. The following table shows an analysis of financial instruments recorded at fair value by level of the fair value hierarchy

As at March 31, 2021	Level 1	Level 2	Level 3	Total
Assets measured at fair value on a recurring basis				
Derivative financial instruments				
Exchange-traded derivatives	96.68	-	-	96.68
OTC derivatives	-	54.93	-	54.93
Embedded derivatives in market-linked debentures	-	-	1.43	1.43
Total derivative financial instruments - A	96.68	54.93	1.43	153.04
Financial Assets held for trading				
Government debt securities	8,636.61	-	-	8,636.61
Other debt securities	-	256.33	-	256.33
Mutual fund units	584.98	-	-	584.98
Equity instruments	1,036.64	-	-	1,036.64
Total Financial assets held for trading - B	10,258.23	256.33	-	10,514.56
Investments				
Security receipts & pass through certificates	-	-	46,634.62	46,634.62
Units of AIF	-	-	8,244.33	8,244.33
Total investments measured at fair value - C	-	-	54,878.95	54,878.95
Total (A+B+C)	10,354.91	311.26	54,880.38	65,546.55
Liabilities measured at fair value on a recurring basis				
Derivative financial instruments				
Exchange-traded derivatives	143.11	-	-	143.11
OTC derivatives	-	61.98	-	61.98
Embedded derivatives in market-linked debentures	-	-	213.62	213.62
	143.11	61.98	213.62	418.71



ECL Finance Limited

Notes to the financial statement for the year ended March 31, 2021 (continued)

(Currency: Indian rupees in million)

51. Fair Value measurement:

As at March 31, 2020	Level 1	Level 2	Level 3	Total
Assets measured at fair value on a recurring basis				
Derivative financial instruments				
Exchange-traded derivatives	415.55	207.76	-	623.31
OTC derivatives	-	85.65	-	85.65
Embedded derivatives in market-linked debentures	-	-	80.41	80.41
Total derivative financial instruments - A	415.55	293.41	80.41	789.37
Financial assets held for trading				
Government debt securities	7,462.92	-	-	7,462.92
Other debt securities	-	162.49	-	162.49
Mutual fund units	5,973.66	-	-	5,973.66
Equity instruments	12.28	-	-	12.28
Total financial assets held for trading - B	13,448.86	162.49	-	13,611.35
Investments				
Security receipts	-	-	44,124.98	44,124.98
Units of AIF	-	-	4,894.42	4,894.42
Total investments measured at fair value - C	-	-	49,019.40	49,019.40
Total (A+B+C)	13,864.41	455.90	49,099.81	63,420.12
Liabilities measured at fair value on a recurring basis				
Derivative financial instruments				
Exchange-traded derivatives	321.37	486.61	-	807.98
OTC derivatives	-	162.84	-	162.84
Embedded derivatives in market-linked debentures	-	-	36.28	36.28
	321.37	649.45	36.28	1,007.10



ECL Finance Limited

Notes to the financial statement for the year ended March 31, 2021 (continued)

(Currency: Indian rupees in million)

51. Fair Value measurement:

D. Valuation techniques:

Government debt securities:

Government debt securities are financial instruments issued by sovereign governments and include both long term bonds and short-term Treasury bills with fixed or floating rate interest payments. These instruments are generally highly liquid and traded in active markets resulting in a Level 1 classification.

Debt securities:

Whilst most of these instruments are standard fixed rate securities, however nifty linked debentures have embedded derivative characteristics. Fair value of these instruments is derived based on the indicative quotes of price and yields prevailing in the market as at the reporting date. Group has used quoted price of national stock exchange wherever bonds are traded actively. In cases where debt securities are not actively traded Company has used CRISIL Corporate Bond Valuer model for measuring fair value.

Security receipts

The market for these securities is not active. Therefore, the Company uses valuation techniques to measure their fair values. Since the security receipts are less liquid instruments therefore they are valued by discounted cash flow models. Expected cash flow levels are estimated by using quantitative and qualitative measures regarding the characteristics of the underlying assets including prepayment rates, default rates and other economic drivers. Securities receipts with significant unobservable valuation inputs are classified as Level 3

Equity instruments and units of mutual fund:

The majority of equity instruments are actively traded on stock exchanges with readily available active prices on a regular basis. Such instruments are classified as Level 1. Units held in funds are measured based on their published net asset value (NAV), taking into account redemption and/or other restrictions. Such instruments are also classified as Level 1. Equity instruments in non-listed entities are initially recognised at transaction price and re-measured at each reporting date at valuation provided by external valuer at instrument level.

Units of AIF Fund

Units held in AIF funds are measured based on their published net asset value (NAV), taking into account redemption and/or other restrictions. Such instruments are classified as Level 3

Interest rate swaps:

Under Interest rate swap contract, the Company agrees to exchange the difference between fixed and floating rate interest amount calculated on agreed notional principal. Such contracts enable the Company to mitigate the risk of changing interest rate. The fair value of interest rate swap is determined by discounting the future cash flows using the curves at the end of reporting period and the credit risk inherent in the contract. Company classifies the Interest rate swaps as level 2 instruments.

Embedded derivative:

An embedded derivative is a component of a hybrid instrument that also includes a non-derivative host contract with the effect that some of the cash flows of the combined instrument vary in a way similar to a stand-alone derivative.

Company uses valuation models which calculate the present value of expected future cash flows, based upon 'no arbitrage' principles. Inputs to valuation models are determined from observable market (Indices) data wherever possible, including prices available from exchanges, dealers, brokers. Company classifies these embedded derivative as level 3 instruments.

Exchange traded derivatives:

Exchange traded derivatives includes index/stock options, index/stock futures, company uses exchange traded prices to value these derivative and classifies these instrument as level 1

E. There have been no transfers between levels during the year ended March 31, 2021 and March 31, 2020.



ECL Finance Limited

Notes to the financial statement for the year ended March 31, 2021 (continued)

(Currency: Indian rupees in million)

51. Fair Value measurement:

F. The following table shows a reconciliation of the opening balances and the closing balances for fair value measurements in Level 3 of the fair value hierarchy.

Financial year ended March 2021	Security receipts*	Units of AIF	Total
Investments - at April 1, 2020	44,124.98	4,894.42	49,019.40
Purchase	8,414.10	3,265.35	11,679.45
Sale during the year	(1,730.00)	-	(1,730.00)
Redemption during the year	(2,329.55)	(103.72)	(2,433.27)
Profit/(loss) for the year recognised in profit or loss	(1,844.91)	188.28	(1,656.63)
Investments - at March 31, 2021	46,634.62	8,244.33	54,878.95
Unrealised gain/(Loss) related to balances held at the end of the year	(4,658.04)	167.94	(4,490.10)
*Note - Security receipts includes pass through certificate also			
Financial year ended March 2020	Security receipts	Units of AIF	Total
Investments - at April 1, 2019	9,899.83	139.84	10,039.67
Purchase	39,417.90	4,785.20	44,203.10
Sale during the year	-	-	-
Redemption during the year	(1,097.73)	(30.38)	(1,128.11)
Loss for the year recognised in profit or loss	(4,095.02)	(0.24)	(4,095.26)
Investments - at March 31, 2020	44,124.98	4,894.42	49,019.40
Unrealised gain/(Loss) related to balances held at the end of the year	(3,540.03)	(20.34)	(3,560.37)

The following table shows a reconciliation of the opening balances and the closing balances for fair value measurements in Level 3 of the fair

Financial year ended March 2021	Embedded Options		Net Balance
	Assets	Liabilities	
As at April 1, 2020	80.41	36.28	44.13
Issuances	-	-	-
Settlements	(0.17)	(15.58)	15.41
Changes in fair value recognised in profit or loss	(78.81)	192.92	(271.72)
As at March 31, 2021	1.43	213.62	(212.19)
Financial year ended March 2020	Assets	Embedded Options Liabilities	Net Balance
As at April 1, 2019	28.77	279.25	(250.48)
Issuances	74.58	5.73	68.85
Settlements	(23.52)	(65.17)	41.65
Changes in fair value recognised in profit or loss	0.58	(183.53)	184.11
As at March 31, 2020	80.41	36.28	44.13



ECL Finance Limited

Notes to the financial statement for the year ended March 31, 2021 (continued)

(Currency: Indian rupees in million)

51. Fair Value measurement:

G. Impact on fair value of level 3 financial instrument of changes to key unobservable inputs

The below table summarises the valuation techniques together with the significant unobservable inputs used to calculate the fair value of the Company's Level 3 Instruments i.e. Securities receipts, Units of AIF Fund and Real Estate Fund. The range of values indicates the highest and lowest level input used in the valuation technique and, as such, only reflects the characteristics of the instruments as opposed to the level of uncertainty to their valuation. Relationships between unobservable inputs have not been incorporated in this summary

Type of Financial Instruments	Fair value of asset as on 31 March 2021	Valuation techniques	Significant unobservable input	Range of estimates for unobservable input	Increase in the unobservable input	Change in fair value	Decrease in the unobservable input	Change in fair value
Security receipts & pass through	46,634.62	Discounted Cash flow. The present value of expected future economic benefits to be derived from the ownership of the underlying investments of the Trust.	Expected future cash flows	83,612.43	5% increase in Expected future Cash flow	2,031.88	5% Decrease in Expected future Cash flow	(2,009.70)
			Risk-adjusted discount rate	12.00%	0.5% increase in Risk-adjusted discount rate	(115.70)	0.5% Decrease in Risk-adjusted discount rate	121.63
Units of AIF	8,244.33	Net Asset approach	Fair value of underlying investments	9,237.01	5% Increase in Fair value of Underlying Investment	412.22	5% Increase in Fair value of Underlying Investment	(412.22)
Embedded derivatives (net)	212.19	Fair value using Black Scholes model or Monte Carlo approach based on the embedded derivative	Nifty level	14,690.70	5% increase in Nifty Index curve	77.70	5% Decrease in Nifty Index curve	(64.30)
			Risk-adjusted discount rate	4.50% to 6%	1% increase in Risk-adjusted discount rate	17.70	1% Decrease in Risk-adjusted discount rate	(16.60)

Type of Financial Instruments	Fair value of asset as on 31 March 2020	Valuation techniques	Significant unobservable input	Range of estimates for unobservable input	Increase in the unobservable input	Change in fair value	Decrease in the unobservable input	Change in fair value
Security receipts & pass through	44,124.98	Discounted Cash flow. The present value of expected future economic benefits to be derived from the ownership of the underlying investments of the Trust.	Expected future cash flows	80,579.67	5% increase in Expected future Cash flow	1,912.16	5% Decrease in Expected future Cash flow	(1,887.99)
			Risk-adjusted discount rate	12.00%	0.5% increase in Risk-adjusted discount rate	(183.90)	0.5% Decrease in Risk-adjusted discount rate	190.97
Units of AIF	4,894.42	Net Asset approach	Fair value of underlying investments	5,779.93	5% Increase in Fair value of Underlying Investment	244.70	5% Increase in Fair value of Underlying Investment	(244.70)
Embedded derivatives (net)	(44.13)	Fair value using Black Scholes model or Monte Carlo approach based on the embedded derivative	Nifty level	8,597.75	5% increase in Nifty Index curve	1.13	5% Decrease in Nifty Index curve	(0.91)
			Risk-adjusted discount rate	4.50% to 6%	1% increase in Risk-adjusted discount rate	0.45	1% Decrease in Risk-adjusted discount rate	(0.41)



ECL Finance Limited

Notes to the financial statement for the year ended March 31, 2021 (continued)

(Currency: Indian rupees in million)

51. Fair Value measurement:

H. Fair value of financial instruments not measured at fair value:

the table below is a comparison, by class, of the carrying amounts and fair values of the Company's financial instruments that are not carried at fair value in the financial statements. Carrying amounts of cash and cash equivalents, trade receivables, loans and trade and other payables as on March 31, 2021 approximate the fair value because of their short-term nature. Difference between carrying amounts and fair values of bank deposits, other financial assets, other financial liabilities and borrowings subsequently measured at amortised cost is not significant in each of the years presented.

As at March 31, 2021	Carrying Value	Fair value			Total
		Level 1	Level 2	Level 3	
Financial Assets					
Loans	81,065.41	-	-	77,197.72	77,197.72
Financial Liabilities					
Debt securities	70,781.61	-	74,974.64	-	74,974.64
Borrowings (other than debt securities)	73,772.94	-	-	73,772.94	73,772.94
Subordinated Liabilities	15,007.22	-	14,723.53	-	14,723.53
Off balance-sheet items					
Undrawn commitments	3,894.41	-	-	3,388.55	3,388.55

As at March 31, 2020	Carrying Value	Fair value			Total
		Level 1	Level 2	Level 3	
Financial Assets					
Loans	1,28,184.40	-	-	1,31,280.13	1,31,280.13
Financial Liabilities					
Debt securities	88,633.71	-	90,806.79	-	90,806.79
Borrowings (other than debt securities)	93,177.45	-	-	93,177.45	93,177.45
Subordinated Liabilities	19,789.28	-	19,607.05	-	19,607.05
Off balance-sheet items					
Undrawn commitments	15,637.40	-	-	15,881.35	15,881.35

I. Valuation Methodologies of Financial Instruments not measured at fair value

Below are the methodologies and assumptions used to determine fair values for the above financial instruments which are not recorded and measured at fair value in the Company's financial statements. These fair values were calculated for disclosure purposes only. The below methodologies and assumptions relate only to the instruments in the above tables and, as such, may differ from the techniques and assumptions explained in notes.

Financial assets at amortised cost


The fair values financial assets measured at amortised cost are estimated using a discounted cash flow model based on contractual cash flows using actual or estimated yields and discounting by yields incorporating the counterparties' credit risk.

Issued Debt

The fair value of issued debt is estimated by a discounted cash flow model.

Off balance-sheet

Estimated fair values of off-balance sheet positions in form of undrawn commitment are estimated using a discounted cash flow model based on contractual committed cash flows, using actual or estimated yields and discounting by yields incorporating the counterparties' credit risk.



ECL Finance Limited

Notes to the financial statement for the year ended March 31, 2021 (continued)

(Currency: Indian rupees in million)

52. Risk Management

52.A Introduction and risk profile

Risk is an inherent part of Company's business activities. When the Company extends a corporate or retail loan, buys or sells securities in market, or offers other products or services, the Company takes on some degree of risk. The Company's overall objective is to manage its businesses, and the associated risks, in a manner that balances serving the interests of its customers and investors and protects the safety and soundness of the Company.

The Company believes that effective risk management requires:

- 1) Acceptance of responsibility, including identification and escalation of risk issues, by all individuals within the Company;
- 2) Ownership of risk identification, assessment, data and management within each of the lines of business and Corporate; and
- 3) Firmwide structures for risk governance

The Company strives for continual improvement through efforts to enhance controls, ongoing employee training and development and other measures.

52.B Risk Management Structure

We have a well-defined risk management policy framework for risk identification, assessment and control to effectively manage risks associated with the various business activities. The risk function is monitored primarily by the business risk group. The Edelweiss Group has also established a Global Risk Committee that is responsible for managing the risk arising out of various business activities at a central level.

Our risk management policy ensures that the margin requirements are conservative to be able to withstand market volatility and scenarios of sharply declining prices. As a result, we follow conservative lending norms. The Edelweiss Group centralises the risk monitoring systems to monitor our client's credit exposure which is in addition to the monitoring undertaken by the respective businesses.

The Company's board of directors has overall responsibility for the establishment and oversight of the Company's risk management framework. The board has established the Risk Management Committee, which is responsible for developing and monitoring the Company's risk management policies. The Committee holds regular meetings and report to board on its activities.

The audit committee oversees how management monitors compliance with the Company's risk management policies and procedures, and reviews the adequacy of the risk management framework in relation to the risks faced by the Company. The audit committee is assisted in its oversight role by internal audit. Internal audit undertakes both regular and ad hoc reviews of risk management controls and procedures, the results of which are reported to the audit committee.

52.C Risk mitigation and risk culture

The Company's business processes ensure complete independence of functions and a segregation of responsibilities. Credit appraisal & credit control processes, centralised operations unit, independent audit unit for checking compliance with the prescribed policies and approving loans at transaction level as well as our risk management processes and policies allow layers of multiple checks and verifications. Our key business processes are regularly monitored by the head of our business or operations. Our loan approval and administration procedures, collection and enforcement procedures are designed to minimise delinquencies and maximise recoveries.

At all levels of the Company's operations, specifically tailored risk reports are prepared and distributed in order to ensure that all business divisions have access to extensive, necessary and up-to-date information.

It is the Company's policy that a monthly briefing is given to the Board of Directors and all other relevant members of the Company in the utilisation of market limits, proprietary investments and liquidity, plus any other risk developments.

It is the Company's policy to ensure that a robust risk awareness is embedded in its organisational risk culture. Employees are expected to take ownership and be accountable for the risks the Company is exposed to. The Company's continuous training and development emphasises that employees are made aware of the Company's risk appetite and they are supported in their roles and responsibilities to monitor and keep their exposure to risk within the Company's risk appetite limits. Compliance breaches and internal audit findings are important elements of employees' annual ratings and remuneration reviews.



ECL Finance Limited

Notes to the financial statement for the year ended March 31, 2021 (continued)

(Currency: Indian rupees in million)

52. Risk Management

52.D Types of Risks

The Company's risks are generally categorized in the following risk types:

Notes	Risks	Arising from	Measurement, monitoring and management of risk
52.D.1	<p>Credit risk</p> <p>Credit risk is the risk of financial loss if a customer or counterparty fails to meet an obligation under a contract.</p>	<p>Arises principally from financing, dealing in Corporate Bonds, Investments in Mutual Fund, Equity, but also from certain other products such as guarantees and derivatives</p>	<p>Measured as the amount that could be lost if a customer or counterparty fails to make repayments;</p> <p>Monitored using various internal risk management measures and within limits approved by individuals within a framework of delegated authorities; and</p> <p>Managed through a robust risk control framework, which outlines clear and consistent policies, principles and guidance for risk managers.</p>
52.D.2	<p>Liquidity risk</p> <p>Liquidity risk is the risk that we do not have sufficient financial resources to meet our obligations as they fall due or that we can only do so at an excessive cost.</p>	<p>Liquidity risk arises from mismatches in the timing of cash flows.</p> <p>Arises when illiquid asset positions cannot be funded at the expected terms and when required.</p>	<p>Measured using a range of metrics, including Asset Liability mismatch, Debt Equity Ratio,</p> <p>Regular monitoring of funding levels to ensure to meet the requirement for Business and maturity of our liabilities.</p> <p>Maintain diverse sources of funding and liquid assets to facilitate flexibility in meeting our liquidity requirements of the Company</p>
52.D.3	<p>Market risk</p> <p>Market risk is the risk that movements in market factors, such as Interest rates, equity prices and Index prices, will reduce our income or the value of our portfolios</p>	<p>Exposure to market risk is separated into two portfolios: trading and non-trading.</p>	<p>Measured using sensitivities, detailed picture of potential gains and losses for a range of market movements and scenarios.</p> <p>Monitored using measures, including the sensitivity of net interest income.</p> <p>Managed using risk limits approved by the risk management committee</p>



ECL Finance Limited

Notes to the financial statement for the year ended March 31, 2021 (continued)

(Currency: Indian rupees in million)

52.D.1 Credit Risk

Credit risk is the risk of financial loss to the Company if a customer or counterparty to a financial instrument fails to meet its contractual obligations, and arises principally from the Company's Trade receivables and Loans. The Company has adopted a policy of dealing with creditworthy counterparties and obtains sufficient collateral, where appropriate, as a means of mitigating the risk of financial loss from defaults. In case the loans are to be restructured, similar credit assessment process is followed by the Company.

The Company's exposure to credit risk is influenced mainly by the individual characteristics of each customer. However, management also considers the factors that may influence the credit risk of its customer base, including the default risk of the industry and country in which customers operate.

The Company manages and controls credit risk by setting limits on the amount of risk it is willing to accept for individual counterparties/Groups (Single Borrowing Limit/Group Borrowing Limit) and for industry concentrations, and by monitoring exposures in relation to such limits.

Credit quality of a customer is assessed based on its credit worthiness and historical dealings with the Company and market intelligence. Outstanding customer receivables are regularly monitored. The credit quality review process aims to allow the Company to assess the potential loss as a result of the risks to which it is exposed and take corrective actions.

Derivative financial Instruments:

Credit risk arising from derivative financial instruments is, at any time, limited to those with positive fair values, as recorded on the balance sheet. With gross-settled derivatives, the Company is also exposed to a settlement risk, being the risk that the Company honours its obligation, but the counterparty fails to deliver the counter value.

Impairment Assessment:

The Company applies the expected credit loss model for recognising impairment loss. The expected credit loss allowance is computed based on a provision matrix which takes into account historical credit loss experience and adjusted for forward-looking information.

The expected credit loss is a product of exposure at default, probability of default and loss given default. The Company has derived an internal model to evaluate the probability of default and loss given default based on the parameters set out in Ind AS including qualitative factor of an account or of pool of retail loan portfolio. Accordingly, the loans are classified into various stages as follows:

Internal rating grade	Internal grading description	Stages
Performing		
High grade	0 DPD & 1 to 30 DPD	Stage I
Standard grade	31 to 90 DPD	Stage II
Non-performing		
Individually impaired	90+ DPD	Stage III

Credit loss is the difference between all contractual cash flows that are due to an entity in accordance with the contract and all the cash flows that the entity expects to receive (i.e., all cash shortfalls), discounted at the original EIR. Expected Credit Loss (ECL) computation is not driven by any single methodology, however methodology and approach used must reflect the following:

- 1) An unbiased and probability weighted amount that evaluates a range of possible outcomes
- 2) Reasonable and supportable information that is available without undue cost and effort at the reporting date about past events, current conditions and forecasts of future economic conditions;
- 3) Time value of money

While the time value of money element is currently being factored into ECL measurement while discounting cash flows by the Effective Interest Rate (EIR), the objective of developing a macroeconomic model using exogenous macroeconomic variables (MEVs) is to address the first two requirements. This has been achieved by using the model output to adjust the PD risk component in order to make it forward looking and probability-weighted.



ECL Finance Limited

Notes to the financial statement for the year ended March 31, 2021 (continued)

(Currency: Indian rupees in million)

52.D.1 Credit Risk

Significant increase in credit risk (SICR)

Company considers a financial instrument defaulted, classified as Stage 3 (credit-impaired) for ECL calculations, in all cases when the borrower becomes 90 days past due. Classification of assets from stage 1 to stage 2 has been carried out based on SICR criterion. Accounts which are more than 30 days past due have been identified as accounts where significant increase in credit risk has been observed. These accounts have been classified as Stage 2 assets. When such events occur, the Company carefully considers whether the event should result in treating the customer as defaulted and therefore assessed as Stage 3 for ECL calculations or whether Stage 2 is appropriate.

Probability of Default

Probability of default (PD) is an estimate of the likelihood of default over a given time horizon. PD estimation process is done based on historical internal data available with the Company. While arriving at the PD, the Company also ensures that the factors that affects the macro economic trends are considered to a reasonable extent, wherever necessary. Company calculates the 12 month PD by taking into account the past historical trends of the Loans/portfolio and its credit performance. In case of assets where there is a significant increase in credit risk / credit impaired assets, lifetime PD has been applied.

Loss Given Default (LGD)

The LGD represents expected losses on the EAD given the event of default, taking into account, among other attributes, the mitigating effect of collateral value at the time it is expected to be realised and the time value of money. The Loss Given Default (LGD) has been computed with workout methodology. Workout LGD is widely considered to be the most flexible, transparent and logical approach to build an LGD model. Along with actual recoveries, value of the underlying collateral has been factored in to estimate future recoveries in LGD computation. Workout LGD computation involves the actual recoveries as well as future recoveries (as a part of the workout process) on a particular facility, as a percentage of balance outstanding at the time of Default/Restructuring. The assessment of workout LGD was then performed. Principal outstanding for each loan was assessed, which went into the denominator of the LGD calculation. LGD computation has been done for each segment and sub-segment separately.

Exposure at Default (EAD)

The amount which the borrower will owe to the portfolio at the time of default is defined as Exposure at Default (EAD). While the drawn credit line reflects the explicit exposure for the Company, there might be variable exposure that may increase the EAD. These exposures are of the nature where the Company provides future commitments, in addition to the current credit. Therefore, the exposure will contain both on and off balance sheet values. The value of exposure is given by the following formula:

$$\text{EAD} = \text{Drawn Credit Line} + \text{Credit Conversion Factor} * \text{Undrawn Credit Line}$$

Where,

Drawn Credit Line = Current outstanding amount

Credit Conversion Factor (CCF) = Expected future drawdown as a proportion of undrawn amount

Undrawn Credit Line = Difference between the total amount which the Company has committed and the drawn credit line While the drawn exposure and limits for the customer are available, the modelling of CCF is required for computing the EAD

Forward looking adjustments

"A measure of ECL is an unbiased probability-weighted amount that is determined by evaluating a range of possible outcomes and using reasonable and supportable information that is available without undue cost or effort at the reporting date about past events, current conditions and forecasts of future economic conditions."

To fulfil the above requirement Company has incorporated forward looking information into its measurement of ECL. The objective of developing a macroeconomic model using exogenous macroeconomic variables (MEVs) is to address the requirements of unbiased, probability weighted outcomes while taking into account current conditions as well as future economic conditions. This will be achieved by using the model output to adjust the PD risk component in order to make it forward looking and probability-weighted.

Exogenous macroeconomic parameters were used as independent (X) variables to predict the dependent (Y) variable. Keeping in mind Ind AS requirements around obtaining reliable and supportable information, without incurring undue cost or effort-based on advice of risk committee members and economic experts and consideration of a variety of external actual and forecast information, the Company formulates base case view of the future direction of relevant economic variable as well as a representative range of other possible forecast scenario. This process involves developing two or more additional economic scenarios and considering the relative probabilities of each outcome.



ECL Finance Limited

Notes to the financial statement for the year ended March 31, 2021 (continued)

(Currency: Indian rupees in million)

52.D.1 Credit Risk

Data sourcing

The Company is expected to obtain reasonable and supportable information that is available without undue cost or effort. Keeping in mind the above requirement macroeconomic information was aggregated from Economic Intelligence Unit (EIU), Bloomberg, World Bank, RBI database. The EIU data has a database of around 150 macroeconomic variables as well as their forecasted values. Beyond 2022 macro-economic variables are forecasted by mean reverting the values to their long term average. External information includes economic data and forecasts published by governmental bodies and monetary authorities in the country, supranational organisations such as the OECD and the IMF, and selected private sector and academic forecasters.

Probability weighted scenario creations:

To incorporate macroeconomic impact into probability-weighted, each scenario has an associated probability. In order to ensure consistency across macroeconomic models, these probabilities were calculated at an overall level for both Retail and Non-Retail portfolios, keeping in mind that though the impact of a scenario across different portfolios may differ based on endogenous factors, the probability of a scenario unfolding is purely exogenous, and hence should not vary.

The Company has identified and documented key drivers of credit risk and credit losses for each portfolio of financial instruments and using an analysis of historical data, has estimated relationship between macro-economic variables and credit risk and credit losses.

Predicted relationship between the key indicators and default and loss rates on various portfolios of financial assets have been developed based on analysing historical data over the past years.

Impact of COVID-19

The COVID-19 pandemic outbreak across the world including India has resulted in most countries announcing lockdowns and quarantine measures that have sharply stalled economic activities across the world. The Indian Government too has imposed lockdowns starting from March 24, 2020. Subsequently, the national lockdown was lifted by the government for certain activities in a phased manner outside specified containment zones, but regional lockdowns/restrictions continued to be implemented in areas with a significant number of COVID-19 cases. The Indian economy is impacted and would continue to be impacted by this pandemic and the resultant lockdown, due to the contraction in industrial and services output across small and large businesses. The impact of the COVID -19 pandemic, including the current "second wave" on Company's results, including credit quality and provisions, gain/loss on fair value changes, investment, remains uncertain and dependent on the current and further spread of COVID -19, steps taken by the government, RBI and other regulators to mitigate the economic impact and also the time it takes for economic activities to resume and reach the normal levels. Further, the Company has assessed the impact of the COVID-19 pandemic on its liquidity and ability to repay its obligations as and when they are due. Management has considered various financial support from banks and other fundraising opportunities in determining the Company liquidity position over the next 12 months. Based on the foregoing and necessary stress tests considering various scenarios, management believes that the Company will be able to pay its obligations as and when these become due in the foreseeable future. In assessing the recoverability of loans, receivables, deferred tax assets and investments, the Company has considered internal and external sources of information, including credit reports, economic forecasts and industry reports up to the date of approval of these financial results. Since the situation continue to evolve, its effect on the operations of the Company may be different from that estimated as at the date of approval of these financial results. The Company will continue to closely monitor material changes in markets and future economic conditions.

Overview of modified and forborne loans:

The table below shows assets that were modified and, therefore, treated as forborne during the year, with the related modification loss suffered by the Company.

	For the year ended March 31, 2021	For the year ended March 31, 2020
Amortised costs of financial assets modified during the year	5,882.67	6.51
Net modification loss	(156.58)	(0.02)

there were no previously modified financial assets for which loss allowance has changed to 12mECL measurement during the year:

Risk Concentration

Concentrations arise when a number of counterparties are engaged in similar business activities, or activities in the same geographical region, or have similar economic features that would cause their ability to meet contractual obligations to be similarly affected by changes in economic, political or other conditions. Concentrations indicate the relative sensitivity of the Company's performance to developments affecting a particular industry or geographical location.

In order to avoid excessive concentrations of risk, the Company's policies and procedures include specific guidelines to focus on maintaining a diversified portfolio. Identified concentrations of credit risks are controlled and managed accordingly.



ECL Finance Limited

Notes to the financial statement for the year ended March 31, 2021 (continued)

(Currency: Indian rupees in million)

52.D.1 Credit Risk

The following table shows the risk concentration by industry for the components of the balance sheet

As at March 31, 2021

Particulars	Central & State Government	Financial services	Agriculture	Manufacturing industry	Real estate	Service sector	Retail loans	Total
Financial assets								
Cash and cash equivalents	-	17,587.16	-	-	-	-	-	17,587.16
Bank balances other than cash and cash equivalents	-	1,961.29	-	-	-	-	-	1,961.29
Derivative financial instruments	-	143.65	-	-	-	-	-	143.65
Securities held for trading	8,636.61	841.35	-	1,026.81	-	9.83	-	10,514.60
Trade receivables	-	2,373.86	-	41.10	-	-	-	2,414.96
Loans	-	229.10	37.47	5,442.10	46,225.00	5,450.47	23,681.27	81,065.41
Investments	-	19,690.67	-	-	35,985.44	-	-	55,676.11
Other financial assets	-	7,716.24	-	-	-	-	-	7,716.24
	8,636.61	50,543.32	37.47	6,510.01	82,210.44	5,460.30	23,681.27	1,77,079.42

As at March 31, 2020

Particulars	Central & State Government	Financial services	Agriculture	Manufacturing industry	Real estate	Service sector	Retail loans	Total
Financial assets								
Cash and cash equivalents	-	18,128.42	-	-	-	-	-	18,128.42
Bank balances other than cash and cash equivalents	-	7,505.14	-	-	-	-	-	7,505.14
Derivative financial instruments	-	789.37	-	-	-	-	-	789.37
Securities held for trading	7,462.91	6,136.16	-	12.28	-	-	-	13,611.35
Trade receivables	-	2,041.16	-	-	-	-	-	2,041.16
Loans	-	3,774.15	470.04	8,625.55	56,325.15	10,403.44	48,586.07	1,28,184.40
Investments	-	16,394.73	-	-	33,352.97	-	-	49,747.70
Other financial assets	-	3,181.39	-	-	-	-	-	3,181.39
	7,462.91	57,950.52	470.04	8,637.83	89,678.12	10,403.44	48,586.07	2,23,198.93



ECL Finance Limited

Notes to the financial statement for the year ended March 31, 2021 (continued)

(Currency: Indian rupees in million)

52.D.1 Credit Risk (Contd.)

Collateral and other credit enhancements

The amount and type of collateral required depends on an assessment of the credit risk of the counterparty. Guidelines are in place covering the acceptability and valuation of each type of collateral. The main types of collateral obtained are charges over real estate properties, inventory, trade receivables, mortgages over residential properties, Securities. Management monitors the market value of collateral and will request additional collateral in accordance with the underlying agreement.

The tables below shows the maximum exposure to credit risk by class of financial asset along with details on collaterals held against exposure.

	Maximum exposure to credit risk		Principal type of collateral
	As at March 31, 2021	As at March 31, 2020	
Financial Assets			
Cash and cash equivalents	17,587.16	18,128.42	
Bank balances other than cash and cash equivalents	1,961.29	7,505.14	
Derivative financial instruments	143.65	789.37	
Securities held for trading	10,514.60	13,611.35	The Company invest in Highly liquid Central/State Government securities, high rated Corporate Bonds and liquid Mutual fund units
Trade receivables	2,414.96	2,041.16	These are receivables mainly from Clearing houses, Group. Carrying minimum risk.
Loans			
Corporate credit	61,591.25	86,843.64	Equity Shares, Mutual Fund units, Land, Property, Project Receivable, etc.
Retail credit	24,751.25	49,473.56	Property: Office Space, Flats, Bungalow, Pent house, Row house, Commodities, Equity shares and Mutual fund units, Bonds, etc.
Investments	55,676.11	49,747.70	
Other financial assets	7,716.24	3,181.39	
	1,82,356.51	2,31,321.73	
Loan Commitments	3,805.96	15,637.40	Equity Shares, Mutual Fund units, Land, Property, Project Receivable, Office Space, Flats, Bungalow, Pent house, Row house Commodities.



ECL Finance Limited

Notes to the financial statement for the year ended March 31, 2021 (continued)

(Currency: Indian rupees in million)

52.D.1 Credit Risk (Contd.)**Collateral and other credit enhancements**

Financial assets that are stage 3 and related collateral held in order to mitigate potential losses are given below:

Maximum exposure to credit risk as at March 31, 2021

	Carrying amount before ECL	Associated ECL	Carrying amount	Fair value of collateral
Financial Assets				
Loans				
Corporate Credit	5,805.29	543.16	5,262.13	8,662.01
Retail Credit	436.63	228.51	208.12	421.78
Trade Receivables	7.01	7.01	-	-
	6,248.93	778.68	5,470.25	9,083.79

Maximum exposure to credit risk as at March 31, 2020

	Carrying amount before ECL	Associated ECL	Carrying amount	Fair value of collateral
Financial Assets				
Loans				
Corporate Credit	4,888.87	641.09	4,247.78	9,713.54
Retail Credit	239.60	53.29	186.31	289.43
Trade Receivables	11.47	11.47	-	-
	5,139.94	705.85	4,434.09	10,002.97



ECL Finance Limited

Notes to the financial statement for the year ended March 31, 2021 (continued)

(Currency: Indian rupees in million)

52.D.2 Liquidity Risk

Liquidity risk is defined as the risk that the Company will encounter difficulty in meeting obligations associated with financial liabilities that are settled by delivering cash or another financial asset. Liquidity risk arises because of the possibility that the Company might be unable to meet its payment obligations when they fall due as a result of mismatches in the timing of the cash flows under both normal and stress circumstances.

Company has a Liquidity Contingency Policy in place to ensure various liquidity parameters are defined and tracked regularly. Liquidity Management Team is provided with update on expected liquidity shortfalls in Normal as well as Stress scenario.

To manage the stressed circumstances the Company has ensured maintenance of a Liquidity Cushion in the form of Investments in Government Securities and Mutual Funds. These assets carry minimal credit risk and can be liquidated in a very short period of time. A liquidity cushion amounting to 6-9% of the borrowings is sought to be maintained through such assets. These would be to take care of immediate obligations while continuing to honour our commitments as a going concern. There are available lines of credit from banks which are drawable on notice which further augment the available sources of funds. Funding is raised through diversified sources including Banks, Public and Private issue of Debt, Commercial paper, ECB, Sub Debt etc to maintain a healthy mix.

Liquidity Cushion:

	As at March 31, 2021	As at March 31, 2020
Liquidity cushion		
Government Debt Securities*	8,636.61	7,462.92
Mutual Fund Investments	584.98	5,973.66
Total Liquidity cushion	9,221.59	13,436.58

* Government debt securities are hypothecated against the Tri party REPO

Financing Arrangement

The Company had access to the following undrawn borrowing facilities at the end of the reporting year

	As at March 31, 2021	As at March 31, 2020
Committed Lines from Banks	4,146.48	3,319.62

Analysis of financial assets and liabilities by remaining contractual maturities

The table below summarises the maturity profile of the undiscounted cash flows of the Company's financial assets and liabilities as at:

As at March 31, 2021						
Particulars	On Demand	Less than 3 months	3 to 12 months	1 to 5 years	Over 5 Years	Total
Financial Assets						
Cash and cash equivalents	15,086.10	2,501.06	-	-	-	17,587.16
Bank balances other than cash and cash equiv:	-	1,171.44	647.40	142.45	-	1,961.29
Derivative financial instruments	-	143.65	-	-	-	143.65
Securities held for trading	-	10,413.80	100.80	-	-	10,514.60
Trade receivables	-	2,414.96	-	-	-	2,414.96
Loans	-	8,293.05	21,438.90	61,471.66	12,611.88	1,03,815.49
Investments	-	-	14,616.70	41,059.41	-	55,676.11
Other financial assets	-	7,502.50	116.90	-	96.84	7,716.24
Total undiscounted financial assets	15,086.10	32,440.46	36,920.70	1,02,673.52	12,708.72	1,99,829.50
Financial Liabilities						
Derivative financial instruments	-	409.01	-	-	-	409.01
Trade payables	-	711.75	-	-	-	711.75
Debt securities	-	2,789.23	22,637.92	51,449.27	17,491.06	94,367.48
Borrowings (other than debt securities)	-	29,540.40	23,449.62	26,571.62	1,354.08	80,915.72
Subordinated Liabilities	-	561.25	525.97	11,098.90	8,388.02	20,574.14
Other financial liabilities	-	1,013.69	1,994.90	299.00	751.89	4,059.48
Total undiscounted financial liabilities	-	35,025.33	48,608.41	89,418.79	27,985.05	2,01,037.58
Total net financial assets / (liabilities)	15,086.10	(2,584.87)	(11,687.71)	13,254.73	(15,276.33)	(1,208.08)



ECL Finance Limited

Notes to the financial statement for the year ended March 31, 2021 (continued)

(Currency: Indian rupees in million)

52.D.2 Liquidity Risk

Current year note:

The Company has considered that the Cash Credit facilities availed by it aggregating to Rs 9367.48 million as at March 31, 2021 will be repaid on their renewal dates and accordingly reflected the same in the "within 12 months" bucket

As at March 31, 2020

Particulars	On Demand	Less than 3 months	3 to 12 months	1 to 5 years	Over 5 Years	Total
Financial Assets						
Cash and cash equivalents	9,128.42	6,000.00	3,000.00	-	-	18,128.42
Bank balances other than cash and cash equivalents	-	300.35	7,073.11	131.69	-	7,505.15
Derivative financial instruments	-	708.96	0.17	80.24	-	789.37
Securities held for trading	-	8,976.88	4,634.46	-	-	13,611.34
Trade receivables	-	1,602.65	438.50	-	-	2,041.15
Loans	-	18,573.77	34,778.59	1,10,643.81	15,690.08	1,79,686.25
Investments	-	-	1,000.00	49,078.10	-	50,078.10
Other financial assets	550.81	2,000.79	-	-	629.79	3,181.39
Total undiscounted financial assets	9,679.23	38,163.40	50,924.83	1,59,933.84	16,319.87	2,75,021.17
Financial Liabilities						
Derivative financial instruments	-	934.32	0.32	20.71	-	955.35
Trade payables	-	1,503.42	-	-	-	1,503.42
Debt securities	-	4,416.20	27,489.35	63,230.01	22,311.74	1,17,447.30
Borrowings (other than debt securities)	-	20,520.05	39,489.65	41,485.14	-	1,01,494.84
Subordinated Liabilities	-	5,351.66	1,279.37	7,817.01	12,413.68	26,861.72
Other financial liabilities	-	909.77	835.04	2,477.44	-	4,222.25
Total undiscounted financial liabilities	-	33,635.42	69,093.73	1,15,030.31	34,725.42	2,52,484.88
Total net financial assets / (liabilities)	9,679.23	4,527.98	(18,168.90)	44,903.53	(18,405.55)	22,536.29

Previous year note:

The Company has conservatively considered that the Cash Credit facilities availed by it aggregating to Rs 14,166.77 million as at March 31, 2020 will be repaid on their renewal dates and accordingly reflected the same in the "within 12 months" bucket. Subsequent to March 31, 2020, lenders have rolled over the short term cash credit facility amounting to Rs. 8,000 million into long term working capital demand loan.

Additionally, subsequent to balance sheet date, the Company has, as part of its ALCO activities, with a focus on raising long term funds approached bankers for raising funds through LTRO and PCG schemes offered by the Reserve Bank of India as part of COVID-19 package. Till date, the Company has raised Rs. 6,750 million through LTRO scheme and Rs. 1,250 million through PCG scheme.

Contractual expiry of commitments

The table below shows the contractual expiry by maturity of the Company's commitments.

As at March 31, 2021

Particulars	On Demand	Less than 3 months	3 to 12 months	1 to 5 years	Over 5 Years	Total
Undrawn committed credit lines	-	-	3,805.96	-	-	3,805.96
Estimated amount of contracts capital account	-	-	-	-	-	-
Others	-	-	88.45	-	-	88.45
	-	-	3,894.41	-	-	3,894.41

As at March 31, 2020

Particulars	On Demand	Less than 3 months	3 to 12 months	1 to 5 years	Over 5 Years	Total
Undrawn committed credit lines	-	-	15,637.40	-	-	15,637.40
Estimated amount of contracts capital account	-	-	10.18	-	-	10.18
	-	-	15,647.58	-	-	15,647.58

The Company expects that not all of the contingent liabilities or commitments will be drawn before expiry of the commitments



ECL Finance Limited

Notes to the financial statement for the year ended March 31, 2021 (continued)

(Currency: Indian rupees in million)

52.D.3 Market Risk

Market risk is the risk that the fair value or future cash flows of financial instruments will fluctuate due to changes in market variables such as interest rates, equity prices and Index movements. The company classifies exposures to market risk into either trading or non-trading portfolios and manages each of those portfolios separately. All the positions are managed and monitored using sensitivity analyses.

Total Market risk exposure

Particulars	As at March 31, 2021			As at March 31, 2020			Primary risk Sensitivity
	Carrying Amount	Traded risk	Non traded risk	Carrying Amount	Traded risk	Non traded risk	
Financial Assets							
Cash and cash equivalents	17,587.16	-	17,587.16	18,128.42	-	18,128.42	
Bank balances other than cash and cash equivalents	1,961.29	-	1,961.29	7,505.14	-	7,505.14	Interest rate risk
Derivative financial instruments	143.65	142.22	1.43	789.37	708.96	80.41	Price risk , Interest rate risk
Securities held for trading	10,514.60	10,514.60	-	13,611.35	13,611.35	-	Price risk , Interest rate risk
Trade receivables	2,414.96	-	2,414.96	2,041.16	-	2,041.16	
Loans	81,065.41	-	81,065.41	1,28,184.40	-	1,28,184.40	Interest rate risk
Investments	55,676.11	-	55,676.11	49,747.70	-	49,747.70	Interest rate risk
Other financial assets	7,716.24	-	7,716.24	3,181.39	-	3,181.39	Interest rate risk
Total Assets	1,77,079.42	10,656.82	1,66,422.60	2,23,188.93	14,320.31	2,08,868.62	
Financial Liabilities							
Derivative financial instruments	409.01	195.39	213.62	955.35	919.07	36.28	Price risk , Interest rate
Trade payables	711.75	-	711.75	1,503.41	-	1,503.41	
Debt securities	70,781.61	-	70,781.61	88,633.71	-	88,633.71	Interest rate risk
Borrowings (other than debt securities)	73,772.94	-	73,772.94	93,177.45	-	93,177.45	Interest rate risk
Subordinated Liabilities	15,007.22	-	15,007.22	19,789.28	-	19,789.28	Interest rate risk
Other financial liabilities	4,059.48	-	4,059.48	4,222.25	253.51	3,968.74	Price risk
Total Liabilities	1,64,742.01	195.39	1,64,546.62	2,08,281.45	1,172.58	2,07,108.87	



ECL Finance Limited

Notes to the financial statement for the year ended March 31, 2021 (continued)

(Currency: Indian rupees in million)

52.D. Market Risk (Contd.)

Interest Rate Risk

The principal risk to which non-trading portfolios are exposed is the risk of loss from fluctuations in the future cash flows or fair values of financial instruments because of a change in market interest rates. Interest rate risk is managed principally through monitoring interest rate gaps and by having pre-approved limits for repricing bands.

ALCO is the monitoring body for compliance with these limits. ALCO reviews the interest rate gap statement and the mix of floating and fixed rate assets and liabilities. Balance Sheet Management Unit is in-charge for day to day management of interest rate risk.

Interest rate risk arises from the possibility that changes in interest rates will affect future cash flows or the fair values of financial instruments. The Board has established limits on the non-trading interest rate gaps for stipulated periods. The Company's policy is to monitor positions on a daily basis and hedging strategies are used to ensure positions are maintained within the established limits.

The following table demonstrates the sensitivity to a reasonably possible change in interest rates (all other variables being constant) of the Company's statement of profit and loss and equity. The sensitivity of the statement of profit and loss is the effect of the assumed changes in interest rates on the profit or loss for a year, based on the floating rate non-trading financial assets and financial liabilities held at 31 March 2021 and at 31 March 2020

Interest rate sensitivity

As at March 31, 2021

	Increase in basis points	Sensitivity of Profit	Sensitivity of Equity	Decrease in basis points	Sensitivity of Profit	Sensitivity of Equity
Bank Borrowings	25	(104.81)	-	25	104.81	-
Interest Rate Swaps	25	(8.75)	-	25	8.75	-
Floating rate loans	25	32.63	-	25	(32.63)	-
Government securities	25	(21.59)	-	25	21.59	-
Corporate debt securities	25	(0.64)	-	25	0.64	-

As at March 31, 2020

	Increase in basis points	Sensitivity of Profit	Sensitivity of Equity	Decrease in basis points	Sensitivity of Profit	Sensitivity of Equity
Bank Borrowings	25	(151.58)	-	25	151.58	-
Interest Rate Swaps	25	7.50	-	25	(7.50)	-
Floating rate loans	25	51.06	-	25	(51.06)	-
Government securities	25	(18.66)	-	25	18.66	-
Corporate debt securities	25	(0.41)	-	25	0.41	-

Price risk

The Company's exposure to price risk arises from investments held in Equity Shares, Exchange traded futures, Mutual fund units, all classified in the balance sheet at fair value through profit or loss. To manage its price risk arising from such investments, the Company diversifies its portfolio.

Price risk is the risk that the fair value or future cash flows of a financial instrument will fluctuate because of changes in the level of individual investment in prices of financial instruments.



ECL Finance Limited

Notes to the financial statement for the year ended March 31, 2021 (continued)

(Currency: Indian rupees in million)

52.D. Market Risk (Contd.)**As at March 31, 2021**

	Increase in price (%)	Sensitivity of Profit	Sensitivity of Equity	Decrease in price (%)	Sensitivity of Profit	Sensitivity of Equity
Derivative instruments	5	60.14	-	5	(60.14)	-
Equity instruments	5	51.83	-	5	(51.83)	-
Interest rate futures	5	(16.88)	-	5	16.88	-
Mutual fund units	5	29.25	-	5	(29.25)	-

As at March 31, 2020

	Increase in price (%)	Sensitivity of Profit	Sensitivity of Equity	Decrease in price (%)	Sensitivity of Profit	Sensitivity of Equity
Derivative instruments	5	(102.37)	-	5	102.37	-
Equity instruments	5	0.61	-	5	(0.61)	-
Interest rate futures	5	(63.57)	-	5	63.57	-
Mutual fund units	5	298.68	-	5	(298.68)	-

52.D. Prepayment Risk

Prepayment risk is the risk that the Company will incur a financial loss because its customers and counterparties repay or request repayment earlier or later than expected, such as fixed rate Loans/borrowings in the falling interest rate scenario.

If 5% of total repayable financial instruments were to prepay at the beginning of the year following the reported period, with all other variables held constant, the profit before tax for the year would be reduced by Rs 239.99 million (previous year Rs. 245.44 million)



(Currency: Indian rupees in million)

53. Regulatory disclosures - RBI

Disclosure pursuant to Reserve Bank of India Circular DOR.NBFC (PD) CC. No.102/03.10.001 /2019-20 dated 4th November 2019 pertaining to Liquidity Risk Management Framework for Non-Banking Financial Companies.

Qualitative Disclosure on Liquidity Coverage Ratio (LCR)

The Liquidity Coverage Ratio (LCR) is a global minimum standard to measure the liquidity position in a stress scenario. Reserve Bank of India introduced LCR requirement for all deposit taking NBFCs and non-deposit taking NBFCs with an asset size of Rs. 10,000 crore and above. LCR will promote resilience of NBFCs to potential liquidity disruptions by ensuring that they have sufficient High Quality Liquid Asset (HQLA) to survive any acute liquidity stress scenario lasting for 30 days. HQLA refers to the category of liquid assets that can be readily sold or immediately converted into cash at a little loss of value or used as collateral to obtain funds in a range of stress scenarios. LCR is calculated by dividing the stock of HQLA's by its total net cash outflow over a 30 day calendar period.

The Company has adopted the liquidity risk management framework as required under RBI guidelines. It ensures a sound and robust liquidity risk management system by maintaining sufficient liquidity through inclusion of a cushion of unencumbered, high quality liquid asset to withstand a range of stress events, including those involving the loss or impairment of both unsecured and secured funding sources. The Board of Directors have delegated responsibility of balance sheet Liquidity Risk Management to the Asset Liability Committee.

The LCR is calculated by dividing a Company's stock of HQLA by its total net cash outflows over a 30 -day stress period. The guidelines for LCR were effective from 1st December 2020 with the minimum LCR to be 50%, progressively increasing, till reaches the required level of 100% by 1st December, 2024 as follows:

From	01-12-2020	01-12-2021	01-12-2022	01-12-2023	01-12-2024
Minimum LCR	50%	60%	70%	85%	100%

In order to determine HQLA, Company considers Cash and Bank Balances, Investment in Government Securities without any haircut. In order to determine net cash outflows, Company considers total expected cash outflow minus total expected cash inflows for the subsequent 30 calendar days. As per guidelines, stressed cash flows is to be computed by assigning a predefined stress percentage to the overall cash inflows (i.e. 115%) and cash outflows (with haircut of 25%). Net cash outflow over next 30 days is computed as stressed outflows less minimum of stressed inflows, 75% of stressed outflow. Accordingly, LCR would be computed by dividing Company's stock of HQLA by its total net cash outflow.

Cash outflow under secured wholesale funding includes contractual obligations under Term loans, NCDs, Interest payable within 30 days. Outflow under other collateral requirement, the Company considers the loans which are callable under rating downgrade trigger up to and including 3- notch downgrade. Outflow under other contractual funding obligations primarily includes outflow on account of overdrawn balances with Banks and sundry payables. In order to determine Inflows from fully performing exposures, Company considers the contractual repayments from performing advances in next 30 days. Other Cash inflows includes investments in liquid mutual funds, and other assets which are maturing within 30 days.



ECL Finance Limited

Notes to the financial statement for the year ended March 31, 2021 (continued)

(Currency: Indian rupees in million)

53. Regulatory disclosures - RBI (Contd.)

Quantitative Disclosure on Liquidity Coverage Ratio (LCR) for year ended 31 March 2021 is given below:

	Quarter Ended 31-Mar-21		Quarter Ended 31-Dec-20		Quarter Ended 30-Sep-20		Quarter Ended 30-Jun-20		
	Unweighted Value - average <small>(refer note 1)</small>	Weighted Value - average <small>(refer note 1)</small>	Unweighted Value - average <small>(refer note 1)</small>	Weighted Value - average <small>(refer note 1)</small>	Unweighted Value - average <small>(refer note 1)</small>	Weighted Value - average <small>(refer note 1)</small>	Unweighted Value - average <small>(refer note 1)</small>	Weighted Value - average <small>(refer note 1)</small>	
High Quality Liquid Assets -									
1	Total High-Quality Liquid Assets	13,026.67	13,026.67	10,318.77	10,318.77	11,746.78	11,746.78	12,370.97	12,370.97
(i)	Cash & Bank Balances	11,694.80	11,694.80	8,881.50	8,881.50	11,518.83	11,518.83	11,871.46	11,871.46
(ii)	Investment in Govt. Securities	1,331.87	1,331.87	1,437.27	1,437.27	227.96	227.96	499.50	499.50
Cash Outflows									
2	Deposits (for deposit taking companies)	-	-	-	-	-	-	-	-
3	Unsecured wholesale funding	1,531.81	1,761.58	91.24	104.92	624.70	718.41	1,814.55	2,086.73
4	Secured wholesale funding	4,948.17	5,690.39	4,509.17	5,185.55	6,474.57	7,445.76	9,274.84	10,666.07
5	Additional requirements, of which								
(i)	Outflows related to derivative exposures and other collateral requirements <small>(refer note 2)</small>	8,723.60	10,032.14	8,949.54	10,291.97	8,814.54	10,136.72	15,488.16	17,811.38
(ii)	Outflows related to loss of funding on debt products	61.36	70.57	152.36	175.22	71.71	82.46	229.36	263.77
(iii)	Credit and liquidity facilities <small>(refer note 3)</small>	363.36	417.87	506.88	582.92	743.40	854.91	900.71	1,035.81
6	Other contractual funding obligations	2,314.70	2,661.91	3,124.95	3,593.70	2,205.47	2,536.29	1,797.23	2,066.82
7	Other contingent funding obligations	9.74	11.20	9.79	11.26	9.79	11.26	9.74	11.20
8	TOTAL CASH OUTFLOWS	17,952.74	20,645.65	17,343.93	19,945.52	18,944.17	21,785.80	29,514.59	33,941.78
Cash Inflows									
9	Secured lending	-	-	-	-	-	-	-	-
10	Inflows from fully performing exposures	3,465.88	2,599.41	4,636.54	3,477.41	4,284.50	3,213.38	4,267.13	3,200.35
11	Other cash inflows	6,084.79	4,563.59	7,794.71	5,846.03	7,723.40	5,792.55	1,960.10	1,470.08
12	TOTAL CASH INFLOWS	9,550.67	7,163.00	12,431.25	9,323.44	12,007.90	9,005.93	6,227.23	4,670.43
		Total Adjusted Value		Total Adjusted Value		Total Adjusted Value		Total Adjusted Value	
	TOTAL HQLA		13,026.67		10,318.77		11,746.78		12,370.97
	TOTAL NET CASH OUTFLOWS		13,482.65		10,622.08		12,779.87		29,271.35
	LIQUIDITY COVERAGE RATIO (%)		97%		97%		92%		42%

Notes:

- The average weighted and unweighted amounts are calculated taking simple averages of monthly observations for the respective quarters.
- Consist of outflows related to collateral requirements where downgrade triggers up to and including 3 notches downgrade.
- Committed customer undrawn is considered after applying runoff factor of respective products as defined in 'Basel III Framework on Liquidity Standards – Liquidity Coverage Ratio (LCR), Liquidity Risk Monitoring Tools and LCR Disclosure Standards'.



ECL Finance Limited

Notes to the financial statement for the year ended March 31, 2021 (continued)

(Currency Indian rupees in million)

54. Regulatory disclosures - RBI

The following additional information is disclosed in the terms of Master Direction - Non-Banking Financial Company - Systemically Important Non-Deposit taking Company and Deposit taking Company (Reserve Bank) Directions, 2016 issued vide Master Direction DNBR PD 008/03 10 119/2016-17 dated September 01,2016 as amended

54.A Capital:

Capital to risk assets ratio (CRAR)

	As at March 31, 2021	As at March 31, 2020
CRAR (%)	25.29%	21.02%
CRAR - Tier I capital (%)	13.70%	10.51%
CRAR - Tier II Capital (%)	11.59%	10.51%

Perpetual Debt

	As at and for year ended	
	March 31, 2021	March 31, 2020
Amount raised by issue of perpetual debt instruments	-	-
Perpetual debt outstanding including Interest	3,272.12	3,273.05
Percentage of Perpetual debt to Tier I Capital,	14.48%	14.53%

Subordinated debt

	As at and for year ended	
	March 31, 2021	March 31, 2020
Amount of subordinated debt raised as Tier-II capital	-	-

54.B Investments

	As at March 31, 2021	As at March 31, 2020
I) Value of Investment		
Gross value of investments		
In India	60,392.49	53,579.74
Outside India	-	-
Provisions for depreciation / appreciation		
In India	(4,716.38)	(3,832.04)
Outside India	-	-
Net value of investments		
In India	55,676.11	49,747.70
Outside India	-	-

Please refer note no. 13.B for more details on investments

II) Movement of provisions held towards depreciation/appreciation on investments.

	For the year ended March 31, 2021	For the year ended March 31, 2020
Opening balance	3,832.04	(331.38)
Add : Provisions made during the year	1,858.14	4,389.31
Less : Write-off / write-back of excess provisions during the year	(973.82)	(225.89)
Closing balance	4,716.36	3,832.04



54. Regulatory disclosures - RBI

The following additional information is disclosed in the terms of Master Direction - Non-Banking Financial Company - Systemically Important Non-Deposit taking Company and Deposit taking Company (Reserve Bank) Directions 2016 issued vide Master Direction DNBR PD 008/03 10 11/9/2016-17 dated September 01 2016 as amended

54.C Derivatives

	As at March 31, 2021	As at March 31, 2020
I) Forward rate agreement / interest rate swap		
The notional principal of swap agreements	15,000.00	12,000.00
Losses which would be incurred if counterparties failed to fulfil their obligations under the agreements	54.93	85.65
Collateral required by the NBFC upon entering into swaps	-	-
Concentration of credit risk arising from the swaps*	100.00%	100.00%
The fair value of the swap book	(7.05)	(77.19)
* % of concentration of credit risk arising from swaps with banks		
	As at March 31, 2021	As at March 31, 2020

II) Exchange traded interest rate (IR) derivatives

Notional principal amount of exchange traded IR derivatives undertaken during the year	1,71,096.60	1,73,409.80
Notional principal amount of exchange traded IR derivatives outstanding	350.20	1,247.20
Notional principal amount of exchange traded IR derivatives outstanding and not "highly effective"	-	-
Mark-to-market value of exchange traded IR derivatives outstanding and not "highly effective"	-	-

III) Disclosures on risk exposure in derivatives**Qualitative disclosure**

The Company undertakes transactions in derivative products in the role of a user with counter parties. The Company deals in the derivatives for balance sheet management i.e. for hedging fixed rate, floating rate or foreign currency assets/liabilities and for hedging the variable interest in case of benchmark linked debentures. All derivatives are marked to market on reporting dates and the resulting gain/loss is recorded in the statement of profit and loss.

Dealing in derivatives is carried out by specified groups of the treasury department of the Company based on the purpose of the transaction. Derivative transactions are entered into by the treasury front office. Mid office team conducts an independent check of the transactions entered into by the front office and also undertakes activities such as confirmation, settlement, risk monitoring and reporting.

The Company has a credit and market risk department that assesses counterparty risk and market risk limits, within the risk architecture and processes of the Company. The Company has in place a policy which covers various aspects that apply to the functioning of the derivative business. Limits are monitored on a daily basis by the mid-office.

Quantitative disclosure

	As at March 31, 2021		As at March 31, 2020	
	Currency Derivatives	Interest Rate Derivatives	Currency Derivatives	Interest Rate Derivatives
Derivatives (notional principal amount)				
For hedging	-	15,350.20	-	13,247.20
Marked to market positions				
Assets (+)	-	54.93	-	85.65
Liability (-)	-	(61.98)	-	(162.84)
Credit exposure	-	132.50	-	127.50
Unhedged exposures	-	-	-	-



ECL Finance Limited

Notes to the financial statement for the year ended March 31, 2021 (continued)

(Currency Indian rupees in million)

54. Regulatory disclosures - RBI

The following additional information is disclosed in the terms of Master Direction - Non-Banking Financial Company - Systemically Important Non-Deposit taking Company and Deposit taking Company (Reserve Bank) Directions, 2016 issued vide Master Direction DNBR PD 008/03.10.119/2016-17 dated September 01,2016 as amended

54.D Disclosures relating to securitisation

The information on securitisation of the Company as an originator in respect of outstanding amount of securitized assets is given below:

	As at March 31, 2021	As at March 31, 2020
a) No. of SPVs sponsored by the NBFC for securitisation transactions	7.00	7.00
b) Total amount of securitised assets as per books of the SPVs sponsored by the NBFC	3,710.25	3,907.82
c) Total amount of exposures retained by the NBFC to comply with MRR as on the date of balance sheet	424.18	371.66
Off-balance sheet exposures		
- First loss	-	-
- Others	-	-
On-balance sheet exposures		
- First loss	424.18	371.66
- Others	-	-
d) Amount of exposures to securitisation transactions other than MRR	682.89	323.18
Off-balance sheet exposures		
Exposure to own securitisations		
- First loss	-	-
- Others	-	-
Exposure to third party securitisations		
- First loss	-	-
- Others	-	-
On-balance sheet exposures		
Exposure to own securitisations		
- First loss	682.89	323.18
- Others	-	-
Exposure to third party securitisations		
- First loss	-	-
- Others	-	-

Details of financial assets sold to securitisation / reconstruction company for asset reconstruction

	As at March 31, 2021	As at March 31, 2020
No. of accounts	181.00	47.00
Aggregate value (net of provisions) of accounts sold to SC / RC	13,236.79	58,269.14
Aggregate consideration	9,992.78	46,167.40
Additional consideration realized in respect of accounts transferred in earlier years	-	-
Aggregate gain / (loss) over net book value	(3,244.01)	(12,101.74)
Loss on sale to SC/RC during the year	(3,244.01)	(12,101.74)
Amount received in respect of accounts transferred in prior year	-	-



54. Regulatory disclosures - RBI

The following additional information is disclosed in the terms of Master Direction - Non-Banking Financial Company - Systemically Important Non-Deposit taking Company and Deposit taking Company (Reserve Bank) Directions, 2016 issued vide Master Direction DNBR PD 008/03 10 119/2016-17 dated September 01, 2016 as amended

The information on direct assignment of the Company as an originator in respect of outstanding amount of assets assigned under par structure is given below:

	As at March 31, 2021	As at March 31, 2020
a) No. of transactions assigned by the NBFC	12.00	11.00
b) Total amount outstanding	5,324.52	5,112.62
c) Total amount of exposures retained by the NBFC to comply with MRR as on the date of balance sheet	947.92	1,024.23
Off-balance sheet exposures		
- First loss	-	-
- Others	-	-
On-balance sheet exposures		
- First loss	-	-
- Others	947.92	1,024.23
d) Amount of exposures to securitisation transactions other than MRR	-	-
Off-balance sheet exposures		
Exposure to own securitisations		
- First loss	-	-
- Others	-	-
Exposure to third party securitisations		
- First loss	-	-
- Others	-	-
On-balance sheet exposures		
Exposure to own securitisations		
- First loss	-	-
- Others	-	-
Exposure to third party securitisations		
- First loss	-	-
- Others	-	-

Details of non-performing financial assets purchased from / sold to other NBFCs

	As at March 31, 2021	As at March 31, 2020
Details of non-performing financial assets purchased		
No. of accounts purchased during the year	-	2.00
Aggregate outstanding	-	₹08.80
Of these, number of accounts restructured during the year	-	-
Aggregate outstanding	-	-
Details of Non-performing Financial Assets sold :		
No. of accounts purchased during the year	-	-
Aggregate outstanding	-	-
Aggregate consideration received	-	-



54. Regulatory disclosures - RBI

The following additional information is disclosed in the terms of Master Direction - Non-Banking Financial Company - Systemically Important Non-Deposit taking Company and Deposit taking Company (Reserve Bank) Directions, 2016 issued vide Master Direction DNBR_PD_008/03_10.119/2016-17 dated September 01.2016 as amended

54.E Asset liability management**Maturity pattern of certain items of assets and liabilities as at March 31, 2021**

	Assets		Liabilities	
	Loans	Investments*	Borrowings from bank	Other borrowings
1 day to 30/31 days (One month)	841.50	10,258.20	5,806.20	13,035.60
Over One months to 2 months	1,130.60	-	1,627.80	1,892.20
Over 2 months up to 3 months	1,686.70	155.50	3,148.40	1,449.40
Over 3 months to 6 months	5,208.00	5,407.30	7,292.70	8,571.60
Over 6 months to 1 year	15,559.90	8,148.20	13,656.70	13,603.80
Over 1 year to 3 years	38,705.50	21,119.40	19,445.50	27,056.40
Over 3 years to 5 years	7,766.00	21,102.11	1,799.60	11,073.70
Over 5 years	15,444.30	-	1,132.40	28,969.77
	86,342.50	66,190.71	53,909.30	1,05,652.47

*Investments also include securities held for trading and Investment in property

The Company has considered that the Cash Credit facilities availed by it aggregating to Rs. 9367.48 million as at March 31, 2021 will be repaid on their renewal dates and accordingly reflected the same in the "within 12 months" bucket

Maturity pattern of certain items of assets and liabilities as at March 31, 2020

	Assets		Liabilities	
	Loans	Investments*	Borrowings from bank	Other borrowings
1 day to 30/31 days (One month)	3,700.83	7,717.41	5,916.82	18,543.88
Over One months to 2 months	276.05	-	2,508.83	10,989.09
Over 2 months up to 1 months	6,720.39	1,259.47	5,343.07	5,976.40
Over 3 months to 6 months	10,197.62	-	7,699.90	2,559.63
Over 6 months to 1 year	23,335.59	5,421.50	25,765.79	7,919.92
Over 1 year to 3 years	55,294.62	3,988.91	28,466.27	21,351.73
Over 3 years to 5 years	19,412.29	45,089.19	3,464.33	15,778.90
Over 5 years	16,685.58	1,162.00	-	39,315.88
	1,35,622.97	64,638.48	79,165.01	1,22,435.43

*Investments also include securities held for trading and Investment in property

The Company has considered that the Cash Credit facilities availed by it aggregating to Rs. 14,166.77 million as at March 31, 2020 will be repaid on their renewal dates and accordingly reflected the same in the "within 12 months" bucket. Subsequent to March 31, 2020, lenders have rolled over the short term cash credit facility amounting to Rs. 8,000 million into long term working capital demand loan.

Additionally, subsequent to balance sheet date, the Company has, as part of its ALCO activities, with a focus on raising long term funds approached bankers for raising funds through LTRO and PCG schemes offered by the Reserve Bank of India as part of COVID-19 package. Till date, the Company has raised Rs. 6,750 million through LTRO scheme and Rs. 1,250 million through PCG scheme.



54. Regulatory disclosures - RBI

The following additional information is disclosed in the terms of Master Direction - Non-Banking Financial Company - Systemically Important Non-Deposit taking Company and Deposit taking Company (Reserve Bank) Directions, 2016 issued vide Master Direction DNBR PD 008/03 10 119/2016-17 dated September 01, 2016 as amended

54.F Exposures**Exposure to real estate sector**

	As at March 31, 2021	As at March 31, 2020
a) Direct exposure		
Residential mortgages -		
Lending fully secured by mortgages on residential property that is or will be occupied by the borrower or that is rented. (Individual housing loans up to Rs.15 lakhs may be shown separately)	4,877.02	6,709.23
Commercial real estate -		
Lending secured by mortgages on commercial real estates (office buildings, retail space, multipurpose commercial premises, multi-family residential buildings, multi-tenanted commercial premises, industrial or warehouse space, hotels, land acquisition, development and construction, etc). Exposure includes non-fund based (NFB) limits.	56,033.28	75,494.47
Investments in mortgage backed securities (MBS) and other securitised exposures -		
- Residential	-	-
- Commercial Real Estate	35,985.44	40,063.81
b) Indirect exposure		
Fund based and non-fund based exposures on National Housing Bank (NHB) and Housing Finance Companies (HFCs)	-	-
c) Others	-	-

Exposure to capital market

	As at March 31, 2021	As at March 31, 2020
a) direct investment in equity shares, convertible bonds, convertible debentures and units of equity-oriented mutual funds the corpus of which is not exclusively invested in corporate debt	1,036.64	1,284.12
b) advances against shares / bonds / debentures or other securities or on clean basis to individuals for investment in shares (including IPOs / ESOPs), convertible bonds, convertible debentures, and units of equity-oriented mutual funds	1,713.74	13,461.33
c) advances for any other purposes where shares or convertible bonds or convertible debentures or units of equity oriented mutual funds are taken as primary security.	13,111.73	18,030.48
d) advances for any other purposes to the extent secured by the collateral security of shares or convertible bonds or convertible debentures or units of equity oriented mutual funds i.e. where the primary security other than shares / convertible bonds / convertible debentures / units of equity oriented mutual funds 'does not fully cover the advances.	-	1,062.27
e) secured and unsecured advances to stockbrokers and guarantees issued on behalf of stockbrokers and market makers.	0.50	1.83
f) loans sanctioned to corporates against the security of shares / bonds / debentures or other securities or on D351 clean basis for meeting promoter's contribution to the equity of new companies in anticipation of raising resources	-	-
g) bridge loans to companies against expected equity flows / issues	-	-
h) all exposures to Venture Capital Funds (both registered and unregistered)	-	-
i) others (not covered above)	4,971.37	5,130.54

54.G Details of financing of parent company products:

Details of financing of parent company products: Nil (Previous year : Nil)



ECL Finance Limited

Notes to the financial statement for the year ended March 31, 2021 (continued)

(Currency Indian rupees in million)

54. Regulatory disclosures - RBI

The following additional information is disclosed in the terms of Master Direction - Non-Banking Financial Company - Systemically Important Non-Deposit taking Company and Deposit taking Company (Reserve Bank) Directions, 2016 issued vide Master Direction DNBR PD 008/03 10 119/2016-17 dated September 01, 2016 as amended

54.H Details of single borrower limit and borrower group limit exceeded by the Company:

During the year ended 31 March 2021, the Company's credit exposure to single borrowers and group borrowers were within the limits prescribed by the RBI, except exposure to below entities

GMR Enterprises Private Limited
Azeem Infinite Dwelling India Private Limited
Ecstasy Realty Private Limited

The above loans and investments were disbursed / invested within in the limit of Single Borrower Limit (SBL) and Group Borrower Limit (GBL) as defined in RBI Master Direction 'DNBR, PD. 008/03 10 119/2016-17 Master Direction - Non-Banking Financial Company - Systemically Important Non-Deposit taking Company and Deposit taking Company (Reserve Bank) Directions, 2016 dated September 1, 2016 as amended. However due to losses incurred by the company during the financial year ended March 31, 2020, the Company witnessed significant reduction in its net-worth/ owned funds. This reduction in owned funds has led to passive SBL and GBL limit breach during the current year. The Company is in process of exploring options such as discussion with borrower, sell down opportunities etc. to bring down the exposures of above borrowers within applicable limit.

During the year ended 31 March 2020, the Company's credit exposure to single borrowers and group borrowers were within the limits prescribed by the RBI.

54.I Registration obtained from other financial sector regulators - None

54.J Disclosure of penalties imposed by RBI and other regulators- Nil million in respect of penalty for securities pay in shortage (Previous year - Rs. NIL million)

54.K Related party transactions

All Material transactions with related parties are reflected in Note 49

54.L Details of transaction with non executive directors

Name of Director	Nature	For the year ended March 31, 2021	For the year ended March 31, 2020
PN Venkatachalam	Sitting Fees	0.44	0.48
Biswanohan Mahapatra	Sitting Fees	0.44	0.44
Kunnasagan Chinniah	Sitting Fees	0.12	0.08

54.M Provisions and contingencies

	As at March 31, 2021	As at March 31, 2020
Breakup of provisions and contingencies shown under the head other expenses in the statement of profit and loss		
Provisions for depreciation/(appreciation) on Investment	(1,118.01)	3,450.95
Provision towards Stage 3	75.05	(2,664.34)
Provision made towards Income tax	(557.59)	(117.39)
Provision for Stage 1/Stage 2 Assets including restructured and others	(3,993.97)	5,404.59
Other Provision and Contingencies		
Provision for credit loss on securitisation	(0.07)	2.27
Provision towards ECL on trade receivables	(13.11)	20.52

54.N Draw down from reserves

The Company has drawn Rs. 1101.48 million (previous year Nil) from the debenture redemption reserve and transferred to retained earnings on redemption of debentures till March 31, 2021. Further, pursuant to amendments in the Companies Act, 2013, debenture redemption reserve is not required to be created for the debentures issued by Non-Banking Finance Companies by Reserve Bank of India.

54.O Concentration of deposits, advances, exposures and stage 3 assets

	As at March 31, 2021	As at March 31, 2020
Concentration of advances		
Total Advances to twenty largest borrowers	43,262.52	48,489.05
% of Advances to twenty largest borrowers to Total Advances	50.11%	35.57%
Concentration of exposures		
Total Exposures to twenty largest borrowers / Customers	44,354.64	49,870.26
% of Exposures to twenty largest borrowers / Customers to Total Advances	49.20%	36.58%
Concentration of stage 3		
Total Exposures to top Four Stage 3 Assets	5,805.29	5,065.45

Sector-wise Stage 3 Assets

Sectors	% of Stage 3 assets to Total Advances in that sector March 31, 2021	March 31, 2020
Agriculture & allied activities	28.58%	1.45%
MSME	1.39%	0.36%
Corporate borrowers	10.35%	6.56%
Services	0.00%	0.00%
Unsecured loans	0.00%	0.00%
Auto loans	0.00%	0.00%
Other loans	4.74%	0.50%

Other loans represents retail loans



54. Regulatory disclosures - RBI

The following additional information is disclosed in the terms of Master Direction - Non-Banking Financial Company - Systemically Important Non-Deposit taking Company and Deposit taking Company (Reserve Bank) Directions, 2016 issued vide Master Direction DNBR PD. 008/03 10.119/2016-17 dated September 01,2016 as amended.

54.P Movement of Stage 3 assets

The following table sets forth, for the periods indicated, the details of movement of Stage 3 assets, Stage 3 assets net of stage 3 provision net and Stage 3 provision

	As at March 31, 2021	As at March 31, 2020
Stage 3 assets net of stage 3 provision to net advances (%)	6.40%	3.27%
Movement of Stage 3 assets		
Opening balance	5,128.47	5,687.55
Additions during the year	14,523.67	61,189.50
Reductions during the year*	(13,410.22)	(61,748.58)
Closing balance	6,241.92	5,128.47
Movement of Stage 3 net of stage 3 provisions		
Opening balance	4,434.09	2,328.83
Additions during the year	12,745.99	59,533.60
Reductions during the year	(11,707.59)	(57,428.34)
Closing balance	5,472.49	4,434.09
Movement of stage 3 provisions (excluding provision on Stage 1 Stage 2)		
Opening Balance	694.38	3,358.72
Additions during the year	1,777.68	1,655.90
Reductions during the year	(1,702.63)	(4,320.24)
Closing balance	769.43	694.38

*Includes Stage 3 assets written off during the year Rs 642.82 million (Previous year: Rs 3,463.88 million)

54.Q Overseas assets - Nil (Previous year - nil)**54.R Off-balance sheet SPV sponsored - Nil (previous year - Nil)****54.S Customer complaints**

	For the year ended March 31, 2021	For the year ended March 31, 2020
No. of complaints pending at the beginning of the year	8.00	-
No. of complaints received during the year	257.00	369.00
No. of complaints redressed during the year	263.00	361.00
No. of complaints pending at the end of the year	2.00	8.00



ECL Finance Limited

Notes to the financial statement for the year ended March 31, 2021 (continued)

(Currency: Indian rupees in million)

54.T Rating assigned by credit rating agencies

The following additional information is disclosed in the terms of Master Direction - Non-Banking Financial Company - Systemically Important Non-Deposit taking Company and Deposit taking Company (Reserve Bank) Directions, 2016 issued vide Master Direction DNBR PD. 008/03.10.119/2016-17 dated September 01, 2016 as amended.

as at March 31, 2021	CRISIL		ICRA		CARE		Brickworks		Acute	
	Rating	Amount	Rating	Amount	Rating	Amount	Rating	Amount	Rating	Amount
Long Term Instruments	CRISIL AA- /Negative	2,65,050.00	[ICRA] A+/Negative	2,36,465.00	CARE A+/stable	1,71,874.90	BWR A+/stable, BWR AA-/stable	14,000.00	ACUITE AA/negative	9,000.00
Short term instruments	CRISIL A1+	1,10,000.00	-	-	CARE A1+	40,000.00	-	-	-	-
Market linked debentures										
Short term	CRISIL PP- MLD A1+r	12,000.00	-	-	-	-	-	-	-	-
Long Term	CRISIL PP- MLD AA- r/Negative	24,905.50	PP-MLD [ICRA]A+/Neg ative	2,867.20	CARE PP-MLD A+/Stable	1,019.80	BWR PP-MLD AA- /stable	1,500.00	-	-

as at March 31, 2020	CRISIL		ICRA		CARE		Brickworks		Acute	
	Rating	Amount	Rating	Amount	Rating	Amount	Rating	Amount	Rating	Amount
Long Term Instruments	CRISIL AA- /stable	1,18,800.00	[ICRA] AA-	1,32,862.50	CARE AA- /stable	52,629.70	BWR AA/negative, BWR AA-/negative	18,000.00	ACUITE AA- /negative	3,000.00
Short term instruments	CRISIL A1+ CRISIL AA- /stable	2,60,000.00	ICRA A1+ [ICRA] AA-	1,85,000.00	CARE A1+ CARE AA- /stable	2,26,866.60	-	-	-	-
Market linked debentures										
Short term	CRISIL PP- MLD A1+R	12,000.00	PP-MLD ICRA A1+	9,000.00	-	-	-	-	-	-
Long Term	CRISIL PP- MLD AA- r/stable	24,941.50	PP-MLD [ICRA]AA-	24,116.30	CARE PP-MLD AA-/stable	5,032.80	BWR PP-MLD AA/negative	1,500.00	-	-

54.U Note to the Balance Sheet of a non-banking financial company as required in terms of Chapter II paragraph 5 of Monitoring of frauds in NBFCs (Reserve Bank) Directions, 2016 - Nil



ECL Finance Limited

Notes to the financial statement for the year ended March 31, 2021 (continued)

(Currency: Indian rupees in million)

54.V (i) Disclosure of Restructured Accounts

(as required by RBI guidelines under reference DNBS, CO. PD. No. 367 03.10.01 2013-14 dated January 23, 2014)

Disclosure of Restructured Accounts for the year ended March 31, 2021

SI No	Type of Restructuring	Asset Classification	Under CDR Mechanism				Under SME Debt Restructuring Mechanism					Others				Total							
			Standard	Sub-standard	Doubtful	Loss	Total	Standard	Sub-standard	Doubtful	Loss	Total	Standard	Sub-standard	Doubtful	Loss	Total	Standard	Sub-standard	Doubtful	Loss	Total	
1	Restructured accounts as on 1st April, 2020 (Opening figures)	No. of borrowers	-	-	-	-	-	-	-	-	-	5	8	-	-	13	5	8	-	-	-	-	11
		Amount outstanding	-	-	-	-	-	-	-	-	-	67.21	9.02	-	-	76.23	67.21	9.02	-	-	-	-	76.23
		Provision thereon	-	-	-	-	-	-	-	-	-	8.42	7.73	-	-	16.15	8.42	7.73	-	-	-	-	16.15
2	Fresh restructuring during the year	No. of borrowers	-	-	-	-	-	-	-	-	-	403	1	-	-	404	403	1	-	-	-	-	404
		Amount outstanding	-	-	-	-	-	-	-	-	-	2,205.60	2,750.00	-	-	4,955.60	2,205.60	2,750.00	-	-	-	-	4,955.60
		Provision thereon	-	-	-	-	-	-	-	-	-	327.90	87.33	-	-	415.23	327.90	87.33	-	-	-	-	415.23
3	Upgradations of restructured accounts to Standard category*	No. of borrowers	-	-	-	-	-	-	-	-	-	1	(1)	-	-	-	1	(1)	-	-	-	-	-
		Amount outstanding	-	-	-	-	-	-	-	-	-	1.07	(1.07)	-	-	-	1.07	(1.07)	-	-	-	-	-
		Provision thereon	-	-	-	-	-	-	-	-	-	0.92	(0.92)	-	-	-	0.92	(0.92)	-	-	-	-	-
4	Restructured advances which ceases to attract higher provisioning and/or additional risk weight at the end of the financial year and hence need not be shown as restructured standard advances at the beginning of the next financial year**	No. of borrowers	-	-	-	-	-	-	-	-	-	(8)	-	-	-	(8)	(8)	-	-	-	-	-	(8)
		Amount outstanding	-	-	-	-	-	-	-	-	-	38.66	(31.83)	-	-	6.83	38.66	(31.83)	-	-	-	-	6.83
		Provision thereon	-	-	-	-	-	-	-	-	-	(1.66)	(0.05)	-	-	(1.71)	(1.66)	(0.05)	-	-	-	-	(1.71)
5	Downgradations of restructured accounts during the year	No. of borrowers	-	-	-	-	-	-	-	-	-	(6)	6	-	-	-	(6)	6	-	-	-	-	-
		Amount outstanding	-	-	-	-	-	-	-	-	-	(36.53)	36.53	-	-	-	(36.53)	36.53	-	-	-	-	-
		Provision thereon	-	-	-	-	-	-	-	-	-	(5.85)	5.85	-	-	-	(5.85)	5.85	-	-	-	-	-
6	Write-offs of restructured accounts during the year	No. of borrowers	-	-	-	-	-	-	-	-	-	(8)	(6)	-	-	(14)	(8)	(6)	-	-	-	-	(14)
		Amount outstanding	-	-	-	-	-	-	-	-	-	(2.07)	(7.12)	-	-	(9.19)	(2.07)	(7.12)	-	-	-	-	(9.19)
		Provision thereon	-	-	-	-	-	-	-	-	-	(6.10)	(6.10)	-	-	(12.20)	(6.10)	(6.10)	-	-	-	-	(12.20)
7	Restructured accounts as on 31st Mar. 2021 (Closing figures)	No. of borrowers	-	-	-	-	-	-	-	-	-	395	2	-	-	397	395	2	-	-	-	-	397
		Amount outstanding	-	-	-	-	-	-	-	-	-	2,310.46	2,719.00	-	-	5,029.46	2,310.46	2,719.00	-	-	-	-	5,029.46
		Provision thereon	-	-	-	-	-	-	-	-	-	335.58	87.99	-	-	423.57	335.58	87.99	-	-	-	-	423.57

Note :

*includes recovery made during the year from the Sub-standard restructure accounts.

**includes recovery made during the year from the standard restructure accounts.

54.V (ii) Micro, Small and Medium Enterprises (MSME) sector - Restructuring of advances

The Company has restructured the accounts as per RBI circular DBR. No BP BC 100/21 04 048/2017-18 dated February 7, 2018, DBR. No BP BC 108/21 04 048/2017-18 dated June 06, 2018, circular DBR. No BP BC 18/21 04 048/2018-19 dated January 01, 2019, circular DOR. No BP BC 34/21 04 048 /2019-20 dated February 11, 2020 and DOR. No BP BC 4/21 04 048/2020-21 dated August 6, 2020

Type of borrower	No. of accounts restructured	Amount
MSME	213	834.66



ECL Finance Limited

Notes to the financial statement for the year ended March 31, 2021 (continued)

(Currency: Indian rupees in million)

54.W Schedule to the Balance Sheet

As required in terms of paragraph 18 of Master Direction - Non-Banking Financial Company - Systemically Important Non-Deposit taking Company and Deposit taking Company (Reserve Bank) Directions, 2016 issued vide Master Direction DNBR PD 008/03 10 11/9/2016-17 dated September 01, 2016 as amended

	As at March 31, 2021		As at March 31, 2020	
	Amount outstanding	Amount Overdue	Amount outstanding	Amount Overdue
1. Loans and advances availed by the non-banking financial company inclusive of interest accrued thereon but not paid :				
a) Debentures (other than those falling within the meaning of Public deposit)				
i) Secured	61,191.61	-	76,213.00	-
ii) Unsecured	15,153.24	-	19,931.22	-
b) Deferred Credits	-	-	-	-
c) Term Loans (Bank and Other parties)	49,495.65	-	62,872.62	-
d) Inter-corporate loans and borrowing	-	-	-	-
e) Commercial Paper	-	-	1,236.33	-
f) Public Deposits	-	-	-	-
g) Other Loans (specify nature)				
i) Working Capital Demand Loan	6,900.00	-	8,309.04	-
ii) Bank Overdraft	2,467.48	-	14,166.77	-
iii) CBLO Borrowings	8,103.90	-	7,752.70	-
iv) Loan from related parties	6,805.91	-	76.32	-

	Amount Outstanding	
	As at March 31, 2021	As at March 31, 2020
2. Break up of Loans and Advances including bills receivables		
i) Secured	77,153.46	1,16,575.75
ii) Unsecured	9,189.04	19,741.45
3. Break up of Leased Assets and stock on hire and other assets counting towards AFC activities	NA	NA
a) Lease assets including lease rentals under sundry debtors:		
i) Financial Lease	-	-
ii) Operating Lease	-	-
b) Stock on hire including hire charges under sundry debtors		
i) Assets on hire	-	-
ii) Repossessed assets	-	-
c) Other loans counting towards Asset Financing Company activities		
i) Loans where assets have been repossessed	-	-
ii) Other loans	-	-
4. Break up of Investments (including securities held for trading)		
a) Current Investment - Quoted		
i) Shares		
Equity	1,036.64	12.28
Preference Shares	-	-
ii) Debentures and Bonds	256.33	162.49
iii) Units of Mutual Funds	584.98	5,973.66
iv) Government Securities	8,636.61	7,462.92
v) Others	-	-
a) Current Investment - Unquoted		
i) Shares		
Equity	-	-
Preference Shares	-	-
ii) Debentures and Bonds	-	-
iii) Units of Mutual Funds	0.43	0.43
iv) Government Securities	-	-
v) Others	-	-



ECL Finance Limited

Notes to the financial statement for the year ended March 31, 2021 (continued)

(Currency: Indian rupees in million)

54.W Schedule to the Balance Sheet

As required in terms of paragraph 18 of Master Direction - Non-Banking Financial Company - Systemically Important Non-Deposit taking Company and Deposit taking Company (Reserve Bank) Directions, 2016 issued vide Master Direction DNBR PD. 008/03.10.119/2016-17 dated September 01, 2016 as amended.

	Amount Outstanding	
	As at March 31, 2021	As at March 31, 2020
4. Break up of Investments (including securities held for trading) (Contd.)		
a) Long term Investment - Quoted		
i) Shares		
Equity	-	-
Preference Shares	-	-
ii) Debentures and Bonds	-	-
iii) Units of Mutual Funds	-	-
iv) Government Securities	-	-
v) Others	-	-
a) Long term Investment - Unquoted		
i) Shares		
Equity	-	-
Preference Shares	797.16	728.30
ii) Debentures and Bonds	-	-
iii) Units of Mutual Funds	-	-
iv) Government Securities	-	-
v) Others		
- Investments in security receipts of trusts	46,634.62	44,124.98
- Investment in Units of AIF	9,243.90	4,893.99

5. Borrower group-wise classification of assets financed as in (2) and (3) above as at March 31, 2021

	Amount net of provisions		
	Secured	Unsecured	Total
a) Related Parties			
Subsidiaries	-	-	-
Companies in the same group	-	-	-
b) Other than related parties	72,381.91	8,683.50	81,065.41

Borrower group-wise classification of assets financed as in (2) and (3) above as at March 31, 2020

	Amount net of provisions		
	Secured	Unsecured	Total
a) Related Parties			
Subsidiaries	-	-	-
Companies in the same group	-	1,633.65	1,633.65
b) Other than related parties	1,09,869.30	16,681.45	1,26,550.75

6. Investor group-wise classification of all investments (current and long-term) in shares and securities (both quoted and unquoted)

	As at March 31, 2021		As at March 31, 2020	
	Market Value/ Fair Value	Book Value (Net of provision)	Market Value/ Fair Value	Book Value (Net of provision)
a) Related Parties				
Subsidiaries	-	-	-	-
Companies in the same group	1,045.64	1,045.64	821.63	821.63
Other related parties	-	-	-	-
b) Other than related parties	65,145.03	65,145.03	62,537.42	62,537.42

7. Other Information

	Amount Outstanding	
	As at March 31, 2021	As at March 31, 2020
Stage 3 assets		
i) Related Parties	-	-
ii) Other than related parties	6,241.91	5,128.47
b) Stage 3 assets net of stage 3 provision		
i) Related Parties	-	-
ii) Other than related parties	5,472.49	4,434.09
c) Assets acquired in satisfaction of debt	-	-



ECL Finance Limited

Notes to the financial statement for the year ended March 31, 2021 (continued)

(Currency: Indian rupees in million)

54.X Prudential Floor for ECL

As required in terms of paragraph 2 of circular RBI/2019-20/170 DOR (NBFC).CC.PD.No.109/22.10.106/2019-20 dated March 13, 2020 - Non-Banking Financial Company - Implementation of Indian Accounting Standards.

Asset Classification as per RBI Norms	Asset classification as per Ind AS 109	Gross Carrying Amount as per Ind AS	Loss Allowances (Provisions) as required under Ind AS 109	Net Carrying Amount	Provisions required as per IRACP norms	Difference between Ind AS 109 provisions and IRACP norms
A	B	C	D	E = C - D	F	G = D - F
Performing Assets						
Standard	Stage 1	41,997.25	914.25	41,083.00	170.62	743.63
	Stage 2	38,103.33	3,593.40	34,509.93	339.89	3,253.51
Total Performing Assets		80,100.58	4,507.65	75,592.93	510.51	3,997.14
Non Performing Assets (NPA)						
Substandard	Stage 3	6,228.91	768.15	5,460.76	622.89	145.26
Doubtful - up to 1 year	Stage 3	2.99	0.26	2.73	0.60	(0.34)
1 to 3 years	Stage 3	0.04	0.03	0.01	0.01	0.02
More than 3 years	Stage 3	9.98	1.00	8.98	4.99	(3.99)
Total Doubtful						
Loss Assets	Stage 3	-	-	-	-	-
Total Non Performing Assets (NPA)		6,241.92	769.44	5,472.48	628.49	140.95
Other items such as guarantees, loan commitments, etc. which are in the scope of Ind AS 109 but not covered under IRACP	Stage 1	-	-	-	-	-
	Stage 2	-	-	-	-	-
	Stage 3	-	-	-	-	-
Subtotal		-	-	-	-	-
Total	Stage 1	41,997.25	914.25	41,083.00	170.62	743.63
	Stage 2	38,103.33	3,593.40	34,509.93	339.89	3,253.51
	Stage 3	6,241.92	769.44	5,472.48	628.49	140.95
Total Loan Book		86,342.50	5,277.09	81,065.41	1,139.00	4,138.09



ECL Finance Limited

Notes to the financial statement for the year ended March 31, 2021 (continued)

(Currency: Indian rupees in million)

54.Y Disclosure on liquidity risk

As required in terms of paragraph 3 of RBI Circular RBI/2019-20/88 DOR.NBFC (PD) CC. No.102/03.10.001/2019-20 dated November 4, 2019 on Liquidity Risk Management Framework for Non-Banking Financial Companies and Core Investment Companies.

a) Funding Concentration based on significant counterparty (both deposits and borrowings)

	As at March 31, 2021
Number of significant counterparties*	20.00
Amount of borrowings from significant counterparties	99,795.29
% of Total deposits	NA
% of Total liabilities**	60.49%

* "Significant counterparty" is defined as a single counterparty or group of connected or affiliated counterparties accounting in aggregate for more than 1% of the NBFC-NDSI'

** "Total liabilities" refers to the aggregate of financial liabilities and non-financial liabilities.

b) Top 20 large deposits

The Company being a Systemically Important Non-Deposit taking Non-Banking Financial Company registered with Reserve Bank of India, does not accept public deposits.

c) Top 10 Borrowings

	As at March 31, 2021
Amount of Borrowings from top 10 lenders	85,230.60
% of Total Borrowings	53.42%

d) Funding Concentration based on significant instrument/product*

	As at March 31, 2021	
	Amount	% of Total Liabilities**
Debentures		
Non Convertible	76,344.84	46.28%
Compulsory Convertible	9,443.98	5.72%
Bank Borrowings		
Term Loans	49,495.65	30.00%
Cash Credit Lines	2,467.48	1.50%
Working Capital Demand Loan	6,900.00	4.18%
Other Borrowings		
TriParty Repo	8,103.90	4.91%

* "significant instrument/product" is defined as a single instrument/product of group of similar instruments/products which in aggregate amount to more than 1% of the NBFC-NDSI's borrowings

** "Total liabilities" refers to the aggregate of financial liabilities and non-financial liabilities.



ECL Finance Limited

Notes to the financial statement for the year ended March 31, 2021 (continued)

(Currency: Indian rupees in million)

54.Y Disclosure on liquidity risk

As required in terms of paragraph 3 of RBI Circular RBI/2019-20/88 DOR.NBFC (PD) CC. No.102/03.10.001/2019-20 dated November 4, 2019 on Liquidity Risk Management Framework for Non-Banking Financial Companies and Core Investment Companies.

e) Stock Ratios

	As at March 31, 2021
Commercial papers as a % of total public funds	0.00%
Commercial papers as a % of total liabilities	0.00%
Commercial papers as a % of total assets	0.00%
Non-convertible debentures as a % of total public funds	NA
Non-convertible debentures as a % of total liabilities	NA
Non-convertible debentures as a % of total assets	NA
Other short-term liabilities, if any as a % of total public funds*	15.21%
Other short-term liabilities, if any as a % of total liabilities**	14.72%
Other short-term liabilities, if any as a % of total assets	12.79%

*"Total public funds" refers to the aggregate of Debt securities, borrowings other than debt securities and subordinated liabilities.

** "Total liabilities" refers to the aggregate of financial liabilities and non-financial liabilities.

f) Institutional set-up for liquidity risk management

The Board of Directors of the Company has constituted the Asset Liability Management Committee and the Risk Management Committee.

- The Asset Liability Management Committee, inter alia

- a. Review of macro-economic scenario, impact of industry and regulatory changes monitoring the asset liability gap.
- b. Strategizing action to mitigate liquidity and other risks associated with the asset liability gap. Review and suggest corrective actions on liquidity mismatch, negative gaps and interest rate sensitivities. Formulate a contingency funding plan (CFP) for responding to severe disruptions and develop alternate strategies as deemed appropriate, which take into account changes in:
 - i. Interest rate levels and trends
 - ii. Loan products and related markets
 - iii. Monetary and fiscal policy
- c. Articulating and monitoring liquidity risk tolerance that is appropriate for its business strategy and its role in the financial system, and verifying adherence to various risk parameters and prudential limits.
- d. Implementation of liquidity risk management strategy of the Company and reviewing the risk monitoring system.
- e. Ensure that credit exposure to any one group does not exceed the internally set limits as well as statutory limits set by RBI.
- f. Decide the strategy on the source, tenor and mix of assets & liabilities, in line with its business plans, taking into account the future direction of interest
- g. Endeavour to develop a process to quantify liquidity costs, benefits & risk in the internal product pricing.
- h. Review behavioural assumptions and validate models for study of assets & liabilities in preparation of Liquidity and Interest Rate Sensitivity Statements and ALM analysis.
- i. Review stress test scenarios including the assumptions and results.
- j. Review and approve the capital allocation methodology.
- k. Analyse and deliberate at meetings, issues involving interest rate and liquidity risk, including capital allocation, liquidity cost, off balance sheet
- l. Review the results of and progress in implementation of the decisions made in the previous meetings. Report the minutes of its meeting to the Board of Directors on quarterly basis.
- m. Formulate ALM policy for the Company; and
- n. In respect of liquidity risk oversight would include, inter alia, decision on desired maturity profile and mix of incremental assets and liabilities, sale of assets as a source of funding, the structure, responsibilities and controls for managing liquidity risk, and overseeing the liquidity positions of the Company.

- The Risk Management Committee, inter alia

- a. Identifying, measuring and monitoring the various risks faced by the Company;
- b. Mitigating various risks associated with functioning of the Company through Integrated Risk Management Systems, Strategies and Mechanisms;
- c. To deal with issues relating to credit policies and procedure and manage the credit risk, operational risk, management of policies and process;
- d. To assist in developing the Policies and verifying the Models that are used for risk measurement from time to time;
- e. To have oversight over implementation of risk and related policies;
- f. Promoting an enterprise risk management competence throughout the organisation, including facilitating development of IT-related enterprise risk management expertise; and
- g. Establishing a common risk management language that includes measures around likelihood and impact and risk categories



ECL Finance Limited

Notes to the financial statement for the year ended March 31, 2021 (continued)

(Currency: Indian rupees in million)

54.Z Covid-19 pandemic

The COVID-19 pandemic outbreak across the world including India has resulted in most countries announcing lockdowns and quarantine measures that have sharply stalled economic activities across the world. The Indian Government too has imposed lockdowns starting from March 24, 2020. Subsequently, the national lockdown was lifted by the government for certain activities in a phased manner outside specified containment zones, but regional lockdowns/restrictions continued to be implemented in areas with a significant number of COVID-19 cases. The Indian economy is impacted and would continue to be impacted by this pandemic and the resultant lockdown, due to the contraction in industrial and services output across small and large businesses. The impact of the COVID -19 pandemic, including the current "second wave", on Company's results, including credit quality and provisions, gain/loss on fair value changes, investment, remains uncertain and dependent on the current and further spread of COVID -19, steps taken by the government, RBI and other regulators to mitigate the economic impact and also the time it takes for economic activities to resume and reach the normal levels. Further, the Company has assessed the impact of the COVID-19 pandemic on its liquidity and ability to repay its obligations as and when they are due. Management has considered various financial support from banks and other fundraising opportunities in determining the Company's liquidity position over the next 12 months. Based on the foregoing and necessary stress tests considering various scenarios, management believes that the Company will be able to pay its obligations as and when these become due in the foreseeable future. In assessing the recoverability of loans, receivables, deferred tax assets and investments, the Company has considered internal and external sources of information, including credit reports, economic forecasts and industry reports up to the date of approval of these financial results. Since the situation continue to evolve, its effect on the operations of the Company may be different from that estimated as at the date of approval of these financial results. The Company will continue to closely monitor material changes in markets and future economic conditions.

54.AA Disclosure on moratorium

As required pursuant to RBI Notification - RBI/2019-20/220 DOR.No.BP.BC.63/21.04.048/2019-20 dated 17 April 2020 SMA/overdue categories, where the moratorium/deferment was extended

	As at March 31, 2021	As at March 31, 2020
Respective amounts in SMA/overdue categories, where the moratorium/deferment was extended, in terms of paragraph 2 and 3 (Outstanding amount as at March 31)	5,829.58	9,433.52
Respective amount where asset classification benefits is extended (Outstanding amount as at March 31)	5,795.38	332.01
Provisions made in terms of paragraph 5 of the circular (As per para 4, applicable to NBFC covered under IndAS)	883.67	16.60
Provisions adjusted against slippages / write-back / adjusted against the actual provisioning requirements in terms of paragraph 6 of the circular	654.68	-
Residual provisions in terms of paragraph 6 of the circular	228.98	-

54.AB Details of Resolution plan implemented under the Resolution Framework for COVID-19 related stress as per circular dated August 6, 2020.

Type of borrower	(A) Number of accounts where resolution plan has been implemented under this window	(B) Exposure to accounts mentioned at (A) before implementation of the plan	(C) Of (B), aggregate amount of debt that was converted into other securities	(D) Additional funding sanctioned, if any, including between invocation of the plan and implementation	(E) Increase in provisions on account of the implementation of the resolution plan
Personal Loans	185.00	297.91	-	-	8.94
Corporate persons*	4.00	1,435.76	-	-	50.57
Of which, MSMEs	-	-	-	-	-
Others	-	-	-	-	-
Total	189.00	1,733.67	-	-	59.52

In accordance with the instructions in the RBI circular dated April 7, 2021, all lending institutions shall refund / adjust 'interest on interest' to all borrowers including those who had availed working capital facilities during the moratorium period, irrespective of whether moratorium had been fully or partially availed, or not availed. Pursuant to these instructions, the Indian Banks Association (IBA) in consultation with other industry participants / bodies published the methodology for calculation of the amount of such 'interest on interest'. Accordingly, the Company has estimated Rs. 111 millions and made provision for refund / adjustment.



ECL Finance Limited

Notes to the financial statement for the year ended March 31, 2021 (continued)

(Currency: Indian rupees in million)

55. Other Disclosures

55.A Initial Disclosure under SEBI circular SEBI/HO/DDHS/CIR/P/2018/144 on Large corporates

Particulars	Details
Name of the Company	ECL Finance Limited
CIN	U65990MH2005PLC154854
Outstanding borrowing of company as on 31st March 2021	Rs. 1,59,561.77 millions
Highest Credit Rating During the previous FY along name of the Credit Rating Agency	CRISIL AA-, ICRA AA-, CARE AA-, BWR AA, ACUITE AA
Name of stock Exchange# in which the fine shall be paid, in case of shortfall in the required borrowing under the framework	BSE Limited

we confirm that we are a large Corporate as per the applicability criteria given under the SEBI circular SEBI / HO/ DDHS / CIR/ P / 2018 /144 dated November 26, 2018.

55.B Details of incremental borrowings during the year ended March 31, 2021

Particulars	Details
Incremental borrowing done in FY (a)	32,400.00
Mandatory borrowing to be done through issuance of debt securities (b) = (25% of a)	8,100.00
Actual borrowings done through debt securities in FY (c)	18,000.00
Shortfall in the mandatory borrowing through debt securities, if any (d) = (b) - (c) {If the calculated value is zero or negative, write "nil"}	Nil
Reasons for short fall, if any, in mandatory borrowings through debt securities	NA


55.C The Company has a process whereby periodically all long term contracts (including derivative contracts) are assessed for material foreseeable losses. At the year end, the Company has reviewed and ensured that adequate provision as required under any law/ accounting standards for material foreseeable losses on such long term contracts (including derivative contracts) has been made in the books of accounts.

55.D There are no amount due and outstanding to be credited to Investor Education and Protection Fund as at March 31, 2021.

56. Figures for the previous year have been regrouped/ reclassified wherever necessary to conform to current year presentation.

The accompanying notes are an integral part of the financial statements
As per our report of even date attached.

For S. R. Batliboi & Co. LLP
Chartered Accountants
ICAI Firms Registration Number: 301003E/E300005



per Shrawan Jalan
Partner
Membership No: 102102




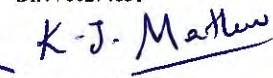
Mumbai June 10, 2021

For and on behalf of the Board of Directors


Deepak Mittal
Managing Director & CEO
DIN : 00010337


Vidya Shah
Non Executive Director
DIN : 00274831


Phanindranath Kakarla
Chief Financial Officer


Kashmira Mathew
Company Secretary
Membership No: ACS-11833

Mumbai June 10, 2021